

Funding UNHCR's Programmes

Introduction

In 2005, overall contributions to UNHCR amounted to USD 1.1 billion, the highest amount since 1993 (see Tables 1 and 2 at the end of this chapter for a list of voluntary contributions to UNHCR). Compared to prior years, the supplementary programmes received a particularly good level of support despite the fact that their total budget had increased by 48 per cent. While, as in previous years, most of the contributions received were from "traditional" governmental donors, the Office also noted a trend of increased financial support from new donors and made progress in identifying additional sources of funding. Private sector funding increased significantly.

Notwithstanding these positive achievements, UNHCR continued to face a significant gap between funds available and total programme requirements. By the end of the year, the shortfall between funds available and the ExCom-approved Annual Programme Budget, excluding the Junior Professional Officer (JPO) scheme, was USD 102.2 million. This marked the largest funding gap since the establishment of the Unified Budget in 2000. The Office ended the year by having to borrow USD 12.2 million from the Working Capital and Guarantee Fund,

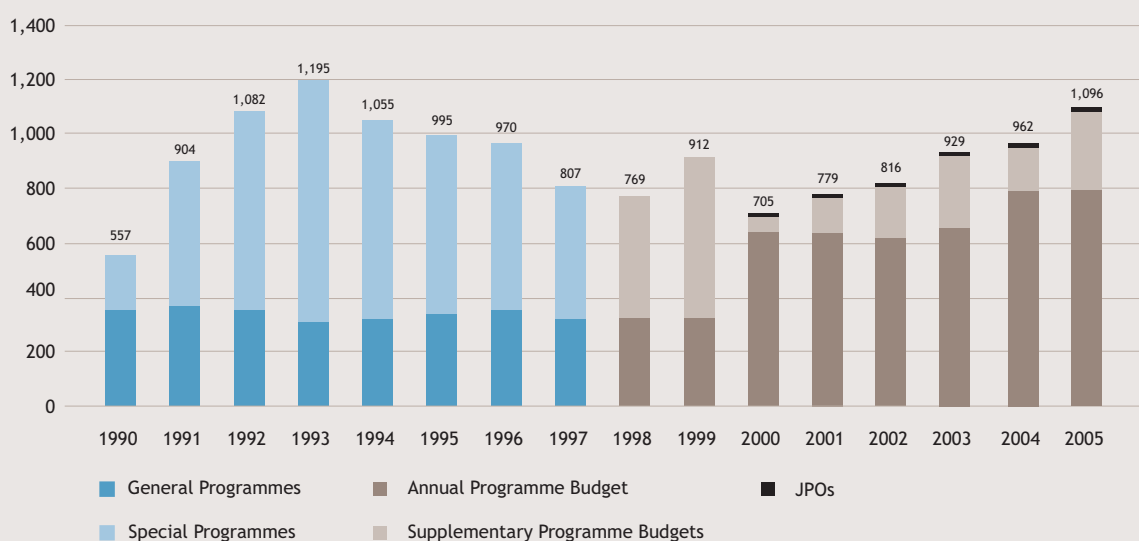
and only USD 7.8 million, in strictly earmarked contributions, were carried over to 2006, as opposed to USD 24.3 million in the previous year. Table 3 at the end of this chapter shows UNHCR's budget and expenditure by subregion in 2005.

As noted above, the level of voluntary contributions towards UNHCR's Annual and Supplementary Programmes, including JPOs, amounted to USD 1.1 billion. Chart 1 shows that this amount is the highest since 1993 and USD 133.3 million higher than in 2004.

Voluntary contributions to the **Annual Programme**, excluding JPOs and the United Nations Regular Budget, totalled USD 798.5 million, compared to USD 793.9 million in 2004. This represents a marginal increase of USD 4.6 million or 0.5 per cent, while the Annual Programme Budget increased by USD 23 million (2.4 per cent) to reach USD 945.9 million.

At the same time, contributions to **supplementary programmes** increased substantially. Eight supplementary programmes were established with a combined budget of USD 412.2 million. The Office received voluntary contributions of USD 287.5 million, which represented a funding level of 70 per cent against the

Chart 1: Contributions by programme 1990 - 2005 (USD millions)



Note: Excludes the UN Regular Budget. Prior to 2000, contributions for the JPO scheme were recorded under Special Programmes.

total Supplementary Programme Budget, compared to 57 per cent in 2004. Nevertheless, and as in previous years, significant variations in funding levels were noted between the different programmes. Most notably, the Indian Ocean earthquake - Tsunami emergency and South Asia earthquake operations received the highest levels of funding as a percentage of the requirements. Contributions to the supplementary programmes for the Democratic Republic of the Congo, Burundi, Southern Sudan, Eastern Chad and Darfur, and Western Sahara operations ranged between 54 and 71 per cent of the requirements. The Iraq operation received 50 per cent of its requirements in fresh contributions; however, it was almost fully funded thanks to a substantial carry-over from 2004. Apart from the tsunami and South Asia earthquake operations, where the international visibility and profile were very high, most of the operations were obliged to reduce their budgets towards the end of the year to match the expected funds available. Some programmes required internal allocations or loans from the UN Central Emergency Revolving Fund (CERF). Details of the budget, expenditure and income for the Supplementary Programmes are shown in Table 4 at the end of this chapter.

Since 1974, the **JPO** scheme has been a key programme for UNHCR. Thanks to generous contributions by donor governments, a significant number of young professionals have undergone training while at the same time providing an important service to UNHCR at Headquarters and in the Field for a period of two to three years. At the end of their contracts, a number of JPOs were recruited by UNHCR for regular employment. The number of new recruitments depends on a variety of factors, including the availability of posts and the profile required. Tables 5 to 7 at the end of this chapter show voluntary contributions to the JPO

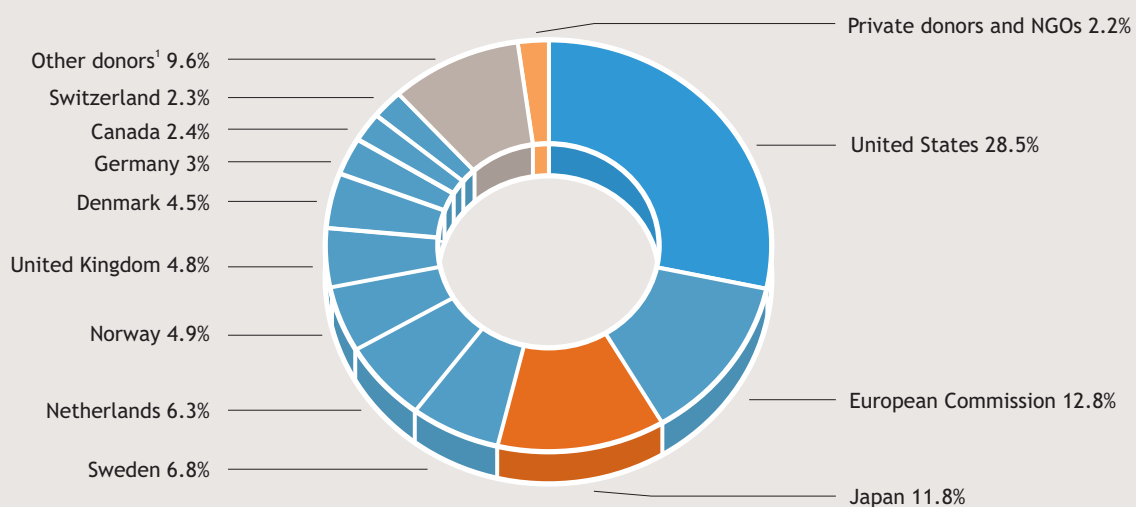
scheme in 2005, the number of JPOs recruited between 1992 and 2005, as well as the duty stations of all 102 JPOs as at 31 December 2005. The tables reveal that USD 9.6 million, similar to the level of 2004, was contributed to the scheme in 2005. The tables also show that the Netherlands continued to sponsor three JPOs from developing countries and that UNHCR's programmes in Africa benefited the most from the JPO scheme.

As in previous years, UNHCR received a variety of **in-kind contributions**, ranging from non-food and limited food commodities to services provided by technical experts. The monetary value of these donations is recorded as part of the overall contributions to UNHCR if it is towards budgeted activities under the Annual Programme or supplementary programmes. On a case-by-case basis, the Office also accepts goods and services that are complementary to its budgeted activities. These are recorded as extra-budgetary in-kind contributions and they do not form part of the overall contributions to UNHCR. Table 8 at the end of this chapter provides a list of all extra-budgetary in-kind contributions in 2005, estimated at USD 14.4 million.

In 2005, the **United Nations Regular Budget** allocation was increased by USD 10.5 million due to security enhancements and adjustments (recosting), bringing the total to USD 39.3 million.

In 2005, **private sector funding** increased by almost 60 per cent, to a total of USD 30.2 million. Details on private sector funding are provided later in this chapter.

Chart 2: Top donors 1990-2005



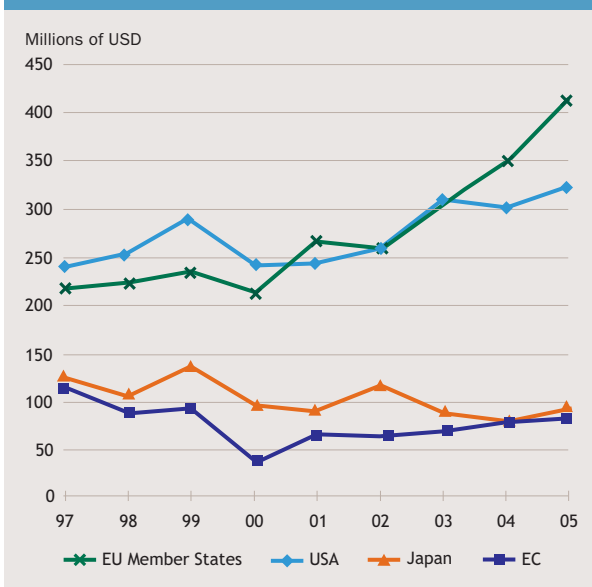
¹ Includes other governmental, intergovernmental and UN donors.

Overall analysis

While the overall increase in contributions to UNHCR was significant, it was mostly due to a higher level of contributions to the supplementary programmes, and in particular to the two major natural disaster relief operations. Funding for the Annual Programme Budget remained almost the same in 2004 and 2005.

In 2005, the top governmental and intergovernmental donors were the United States, Japan, the European Commission, Sweden, the Netherlands, Norway, the United Kingdom, Denmark, Germany, Canada and Switzerland. Chart 2 shows that these donors have contributed 88 per cent of the total contributions that UNHCR has received since 1990. Chart 3 shows how contributions from major donors have developed since 1997. However, as previously mentioned, funding from the private sector increased significantly in 2005 and, as a result, the private sector, taken as a whole, ranked as the eleventh largest donor in 2005.

Chart 3: Contributions to UNHCR 1997-2005 (EU Member States - USA - Japan - EC)



Throughout 2005, UNHCR advocated for **flexible, timely and predictable funding**. Flexible funding means that there are fewer restrictions on how the Office can spend the funds. UNHCR highly values unearmarked donations and will continue to request the support of donors in this regard.

Chart 4 shows that unrestricted contributions accounted for 20 per cent (USD 218.7 million) of the overall contributions to UNHCR, whilst contributions earmarked at the regional (13 per cent), subregional (19 per cent), country (30 per cent) and sectoral/thematic (18 per

cent) levels accounted for the rest. Compared to 2004, country and regional earmarking increased in 2005, but there was a slight decrease in the sectoral/ thematic earmarking, and the level of unrestricted contributions remained the same - see Chart 5. Table 9 at the end of this chapter shows all unrestricted contributions in 2005.

Chart 4: 2005 contributions levels of earmarking

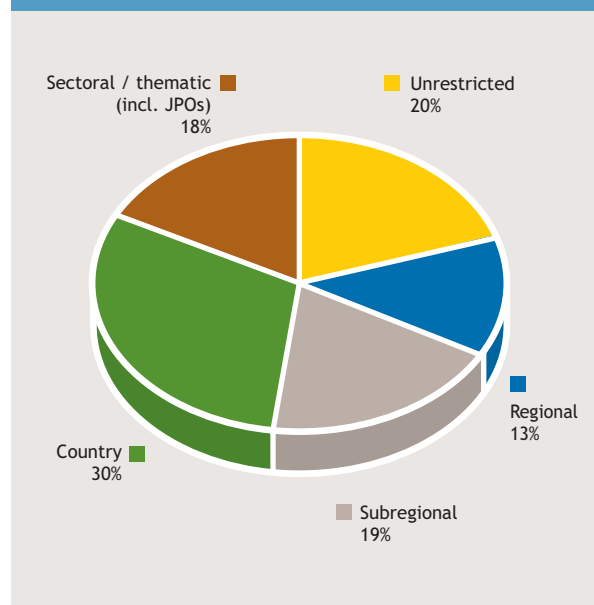
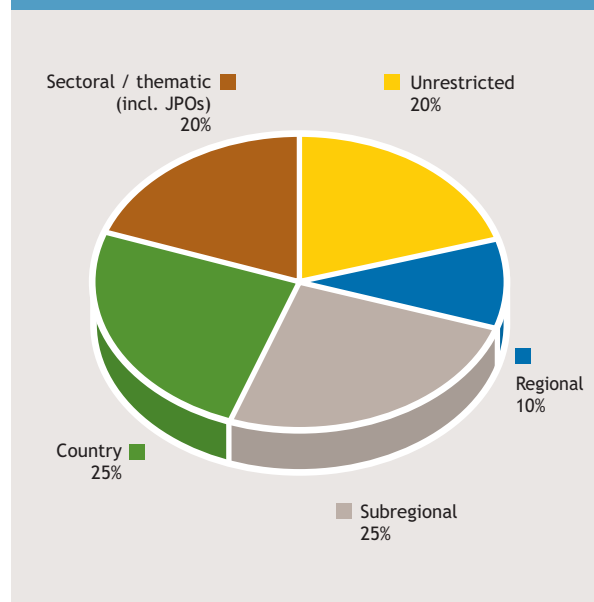


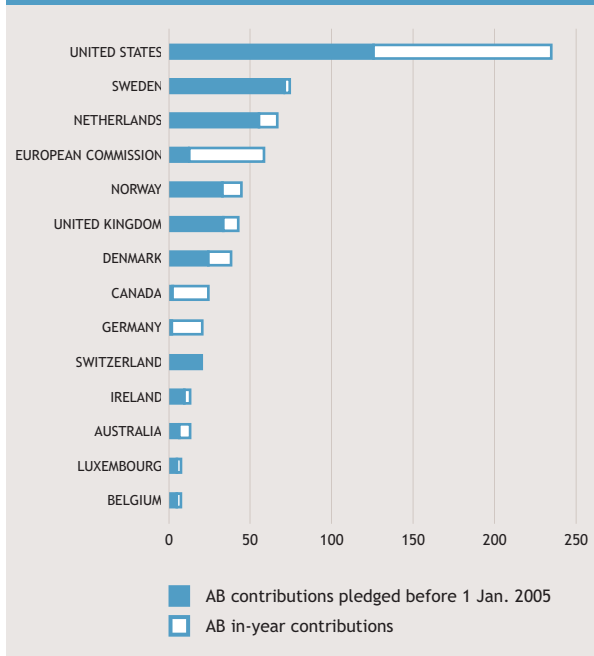
Chart 5: 2004 contributions levels of earmarking



Timely funding enables UNHCR to start its programmes without interruption at the beginning of the year. Predictable funding allows for smooth scheduling of programme implementation. Most importantly, unrestricted and timely contributions allow the Office to

allocate the funds where and when they are needed most. UNHCR notes with appreciation that some major donors have provided most of their funding very early in the year, and have offered UNHCR the possibility of suggesting how to allocate their funding according to the Office's priority needs. In addition, many donors heeded UNHCR's call for early announcements of contributions, as shown in Chart 6. Chart 7 shows that 2005 marked the highest level of contributions announced by donors before the start of the year, which was partly achieved thanks to the favourable exchange rate at the time of the Pledging Conference in December 2004. Chart 8 shows the timing of contributions to UNHCR throughout the year from 2000 onwards.

Chart 6: 2005 Annual programme budget contributions pledged before and after 1 January 2005 (USD millions)

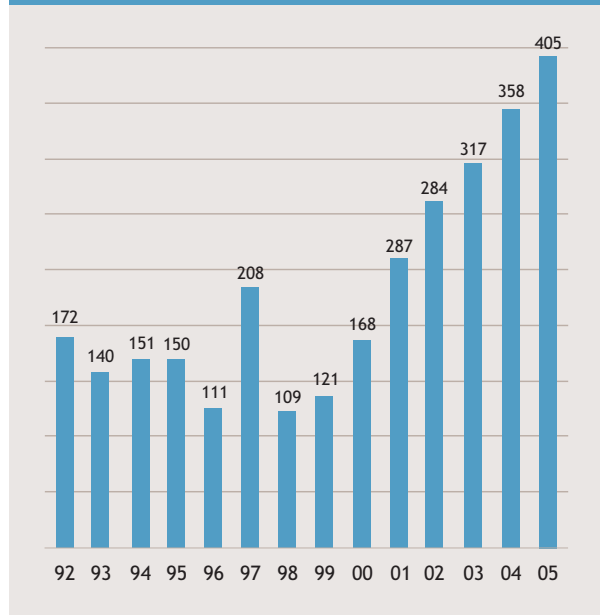


Review of funds and their management

In 2005, the gap between total available funds and the ExCom-approved Annual Programme Budget amounted to USD 102.2 million compared to USD 28.9 million in 2004. This difference is the largest since the establishment of the Unified Budget in 2000 and posed a critical challenge to the management of funds and programmes.

The gap between budget and funds available has become a recurrent theme in UNHCR's Annual Programme in the past years. Chart 17 on page 34 contrasts budget, funds available and expenditure since 2001. A number of factors have contributed to the

Chart 7: Contributions announced by donors before the start of the budget year (USD millions)

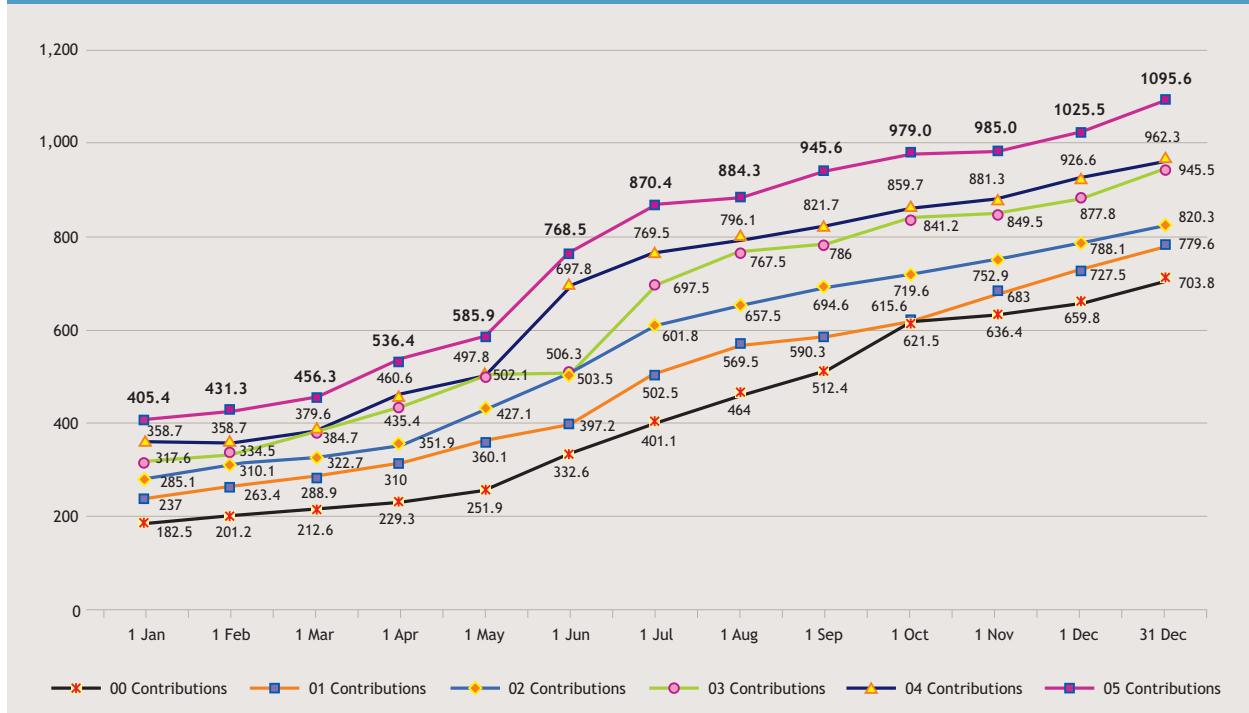


above situation. First, the size of the overall budgetary increase for the Annual Programme was not matched by a similar increase in contributions (2.4 per cent versus 0.5 per cent). Second, despite the marked rise in the overall income, a good portion of the contributions went towards the supplementary programmes. Most importantly, the unexpected strengthening of the US dollar during the year, the time lag between the recording of pledges and the receipt of cash, and the Office's vulnerability in terms of foreign currency fluctuations resulted in very high exchange rate losses. In 2005, almost 60 per cent of UNHCR's voluntary contributions were denominated in non-US dollar currencies and the exchange rate losses totalled USD 36 million compared to the gains of USD 6.9 million in 2004.

UNHCR started the year 2005 with a carry-over of USD 73.6 million, which included fully-earmarked contributions against the Annual Programme of USD 24.3 million, USD 40.7 million for the supplementary programmes and USD 8.6 million for JPOs.

As a precaution against potential funding shortfalls, a series of caps were imposed during the year on programme budgets and non-staff administrative costs. The final expenditure for the Annual Programme, excluding JPOs and the UN Regular Budget, was USD 835.9 million, whilst the total available funds were USD 843.7 million. While the latter exceeded expenditure, UNHCR was obliged to take a loan of USD 12.2 million from the Working Capital and Guarantee Fund because the strict earmarking of some of the contributions prevented their reallocation to under-funded programmes.

Chart: 8 Timing of contributions to UNHCR 2000 - 2005
(USD millions)



Transfers from the Operational Reserve Category I showed a slight decrease of 2 per cent from USD 38.7 million in 2004 to USD 37.9 million in 2005. On the other hand, transfers from the Operational Reserve Category II increased by 34.7 per cent from USD 24.1 million to USD 37.4 million. These included contributions made both in 2004 and 2005. Tables 10 to 12 at the end of this chapter show contributions to the Operational Reserve Category I and all transfers from the Operational Reserve.

The Indian Ocean earthquake - Tsunami emergency and South Asia earthquake operations received very high levels of funding. However, in the absence of timely and adequate new contributions for other supplementary programmes, the Office was required to make funds available to a number of these programmes from its unrestricted contributions, either as loans or as transfers.

The year ended with a carry-over of USD 74.7 million, comprising USD 7.8 million earmarked under the Annual Programme Budget, USD 58.7 million earmarked under the supplementary programmes, USD 7.4 million earmarked for JPOs and USD 735,000 under the UN Regular Budget. The overall carry-over, USD 1.1 million higher than in the previous year, is largely explained by the supplementary programmes for the tsunami operation (USD 24.9 million), the South Asia earthquake (USD 17.4 million) and the Iraq operation (USD 8.9 million). On the other hand, the carry-over for the Annual Programme decreased by 68 per cent, from USD 24.3 million to USD 7.8 million.

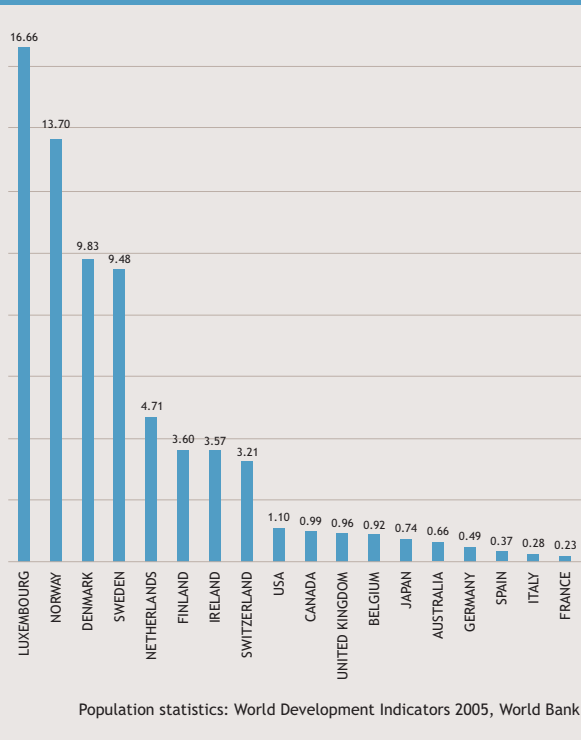
Strengthening the funding base

For the past years, UNHCR has been intensifying efforts to strengthen its funding base by increasing support from traditional government donors; by seeking funding opportunities with new government donors; by exploring additional sources of funding; and by boosting private sector fundraising. This multi-year strategy requires sustained dialogue and partnership, engaging the donors in policy, strategic planning and financial support.

UNHCR increased its efforts with traditional donors to sustain and increase support to meet the Office's growing requirements. For this purpose, the Office organized a number of bilateral consultations, donor briefings and missions with key donors throughout the year. Chart 9 shows that in 2005 Luxembourg became the biggest per capita donor for UNHCR, whereas Chart 10 shows that Norway remained the biggest donor as a percentage of its GDP. Please note that the charts do not include inter-governmental contributions or contributions of less than USD 5 million.

UNHCR also strengthened its relations with a number of emerging donors. The Russian Federation and Turkey increased their contributions significantly and, at the same time, traditional donors such as Spain, Ireland and France continued to steadily raise their funding levels. The Office will continue to make further efforts to engage in dialogue with the new European Union member States, the Arab Gulf States, and selected countries in Asia, Africa and the Americas.

Chart 9: 2005 Governmental contributions to UNHCR per capita (USD)

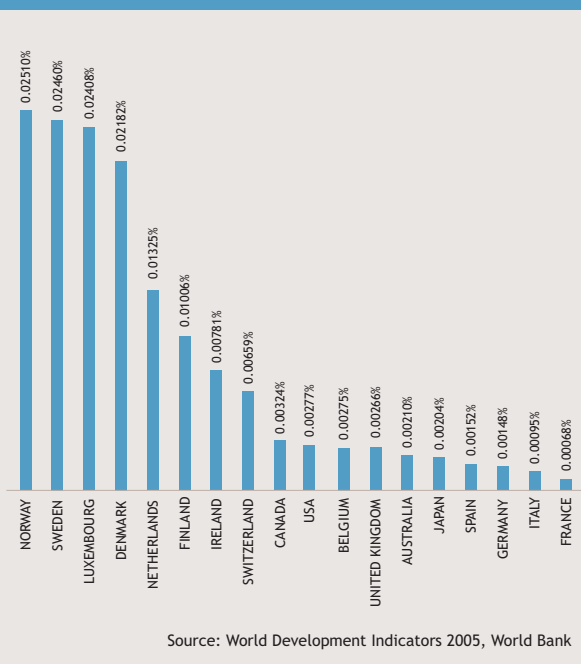


In the spirit of the Good Humanitarian Donorship Initiative, pooled funding mechanisms were established in 2005 in the Sudan and the DRC, under which the Humanitarian Coordinators, in consultation with the UN Country Teams, defined the priority programmes and their funding allocations. Similarly, as part of the UN Humanitarian Reform, and with a view to securing more predictable and equitable funding for ongoing and new humanitarian crises, the current CERF was upgraded by adding a major component of grant facilities in addition to the loan scheme, to take effect in 2006. While the impact of these new pooled funding mechanisms is yet to be gauged, UNHCR has contributed actively to the process of setting them up, both at Headquarters and in the Field.

Support from the private sector

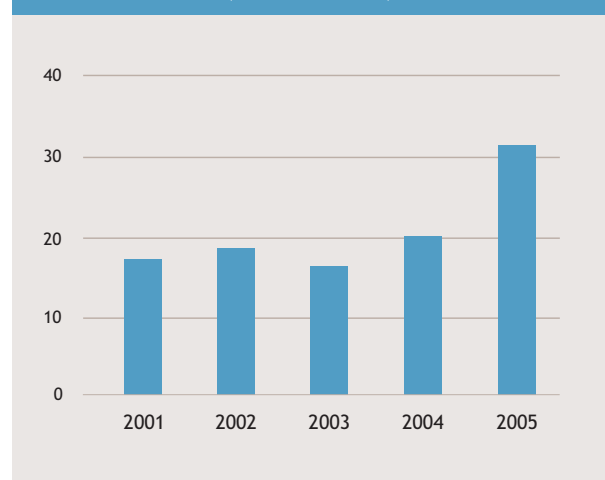
In 2005, private sector donors contributed USD 30.2 million, a significant increase of almost 60 per cent, to UNHCR's programmes. The total contribution is equivalent to a position as the eleventh largest donor for UNHCR. This source of income has shown a gradual increase over the past five years as shown in Chart 11. The large increase in 2005 was partly due to the two major natural disaster relief operations: 36 per cent of the private sector contributions were earmarked for the tsunami emergency and nine per cent for the South Asia earthquake. UNHCR's private sector fundraising priority, however, is to build long-term sustainable income for refugee programmes within the Annual Budget. In 2005, 41 per cent of private sector contributions were earmarked for refugee programmes.

Chart 10: 2005 Governmental contributions per GDP (per cent)



In 2005, UNHCR continued to seek funding through additional sources. As in 2004, funds were received from the Council of Europe Development Bank, the Organization for Security and Cooperation in Europe, the UN Trust Fund for Human Security, the UNDG Iraq Trust Fund, the United Nations Programme on HIV/AIDS, and from new sources of funding within the European Commission.

Chart 11: Contributions from the private sector 2001 - 2005 (USD millions)



Consolidated Appeals Process

As in the past, UNHCR actively took part in the Consolidated Appeals Process (CAP). In 2005, UNHCR participated in 13 CAPs, three Flash Appeals and the Sudan Work Plan. Country offices were very engaged in the identification of priority needs, assessments, planning and designing of response programmes in complex emergencies. UNHCR also deployed staff to facilitate planning workshops organized by OCHA. The table below shows an overview of 2005 CAPs, in which UNHCR presented its activities as part of an inter-agency process. A number of UNHCR projects in the CAPs covered several countries in order to reflect the regional approach in a particular situation.

2005 Consolidated Appeals					
Consolidated Appeals and Flash Appeals in which UNHCR participated	Total Consolidated Appeal	UNHCR's requirements in the CAP ¹	Earmarked contributions against UNHCR's programmes in the CAP	Percentage of earmarked contributions against UNHCR's requirements	Other funds available ²
Chad	223,881,823	90,085,363	62,772,777	70%	12,360,196
Benin ³	5,951,780	1,732,211	2,128,928	123%	0
Burundi	121,421,099	66,246,557	46,321,632	70%	1,577,503
Central African Republic	26,422,625	2,508,251	296,160	12%	2,038,694
North Caucasus / Chechnya	67,891,622	6,302,669	5,966,959	95%	261,971
Côte d'Ivoire	36,470,706	11,422,605	2,691,295	24%	8,151,398
Democratic Republic of the Congo	181,875,509	40,841,392	23,587,627	58%	10,389,076
Eritrea	156,397,841	10,858,533	3,423,415	32%	6,948,497
Great Lakes	119,527,523	8,833,722	4,961,302	56%	3,856,794
Guinea	39,148,957	19,811,872	6,127,636	31%	12,276,357
Indian Ocean Earthquake - Tsunami ⁴	1,086,683,633	76,851,540	58,753,940	76%	0
Republic of the Congo	24,110,476	1,007,959	0	0%	1,007,766
Somalia	162,266,738	7,083,418	4,989,159	70%	1,542,614
South Asia Earthquake ⁵	311,876,000	30,234,293	30,234,293	100%	0
Sudan (Workplan)	1,960,847,190	119,262,115	71,777,925	60%	16,226,412
Uganda	188,195,144	16,435,708	9,006,166	55%	7,128,770
West Africa ³	195,988,702	1,968,742	1,597,063	81%	0
Total	4,908,957,368	509,518,208	333,039,214	65%	83,766,048

¹ As per the final figures submitted to OCHA's Financial Tracking Service.

² Includes broadly earmarked and unrestricted funds.

³ UNHCR's response to the internal displacement crisis in Togo and the inflow of Togolese refugees to Benin and Ghana was reflected in the Benin Flash Appeal and the West Africa Mid-Year Review. The initial requirements of USD 4.7 million were adjusted during the year to the level of funding received at USD 3.7 million. The funds were distributed between the two CAPs.

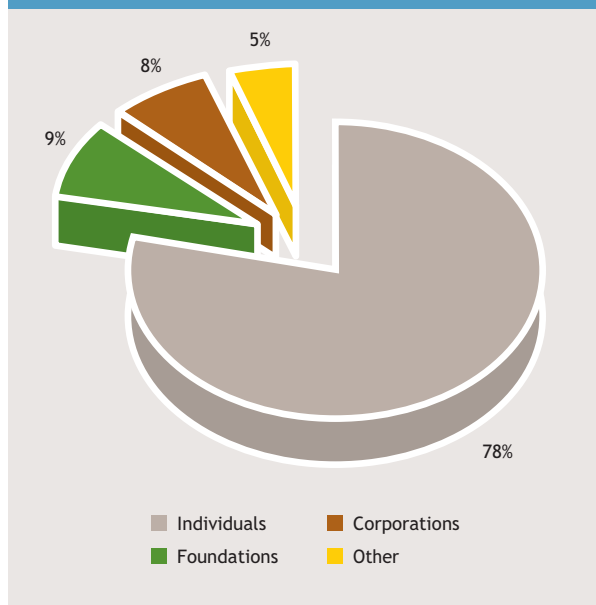
⁴ Activities for the Indian Ocean earthquake will continue in 2006 with the unspent balance of USD 24,868,576.

⁵ UNHCR's total requirements for the South Asia earthquake are USD 30,234,293 from October 2005 to 30 April 2006. The budget is divided between 2005 (USD 12,855,720) and 2006 (USD 17,378,573).

Note: Supplementary programme budgets include 7 per cent support costs to cover indirect costs for UNHCR.

The majority of private sector income is contributed by individuals, as shown in Chart 12. By the end of 2005, approximately 30,000 private donors were making donations monthly to UNHCR, contributing more than USD 3 million during the year. The Office's priority is to build this constituency of supporters of UNHCR's work. In addition, 130,000 private donors donated at least USD 4 million to ongoing activities in favour of refugees.

Chart 12: Breakdown of private sector contributions



The year 2005 also heralded the advent of online giving for UNHCR. The systems and strategies that UNHCR had put in place to receive on-line donations through its website resulted in contributions of more than USD 1.3 million.

In 2005, corporations contributed USD 2.55 million, an increase of only 2.3 per cent. USD 1.2 million of this was contributed to the tsunami emergency.

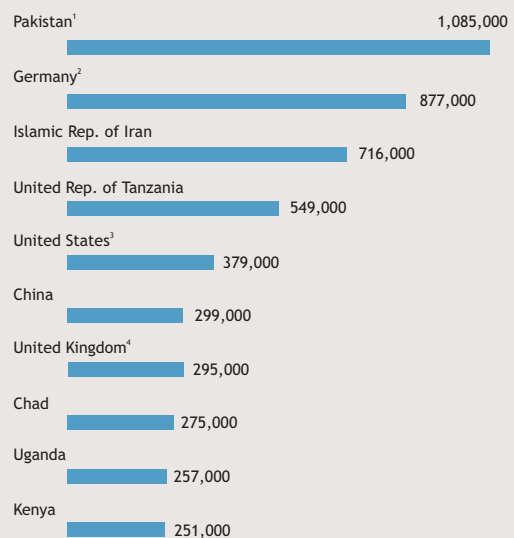
UNHCR's private sector fundraising programme is now well established in ten countries. These countries - Australia, Canada, France, Germany, Greece, Italy, Japan, the Netherlands, Spain and the United States - have demonstrated that the public is concerned by the plight of refugees and willing to help them.

There is significant potential for UNHCR to increase private support for refugees in the established markets in Asia, Europe and North America, as well as in the emerging markets in Asia and South America. UNHCR's private sector fundraising programmes achieve an efficiency ratio of 1:4 – which means that every dollar invested brings a return of four dollars for the benefit of refugees.

Contributions of host countries

Charts 13 to 16 below provide different rankings of major refugee-hosting countries. Pakistan, Germany and the Islamic Republic of Iran remained the largest hosting countries in absolute terms. Armenia holds the highest number of refugees per inhabitant. Similarly, Chad hosts the largest number of refugees compared to its GDP, whereas Pakistan is the biggest host compared to its GDP per capita.

Chart 13: Refugee population - Top 10 host countries, end-2005



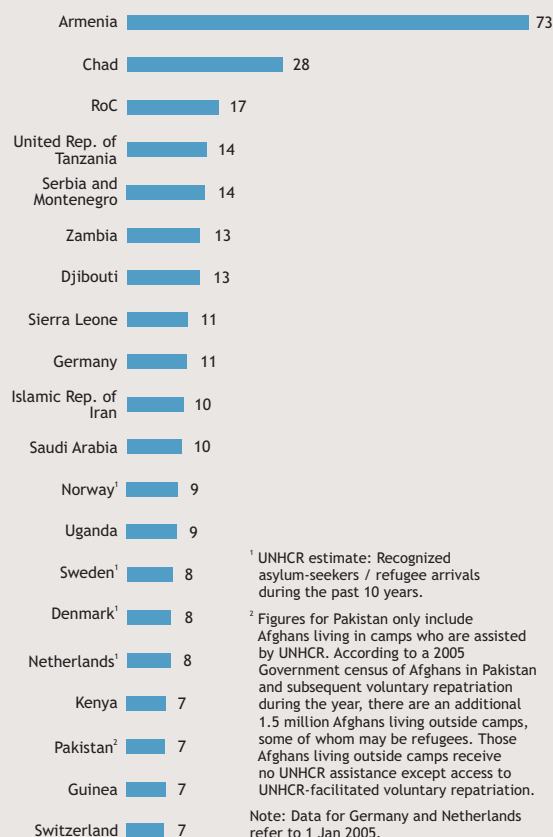
¹ Figures for Pakistan only include Afghans living in camps who are assisted by UNHCR. According to a 2005 Government census of Afghans in Pakistan and subsequent voluntary repatriation during the year, there are an additional 1.5 million Afghans living outside camps, some of whom may be refugees. Those Afghans living outside camps receive no UNHCR assistance except access to UNHCR-facilitated voluntary repatriation.

² Data for Germany refers to 1 Jan 2005.

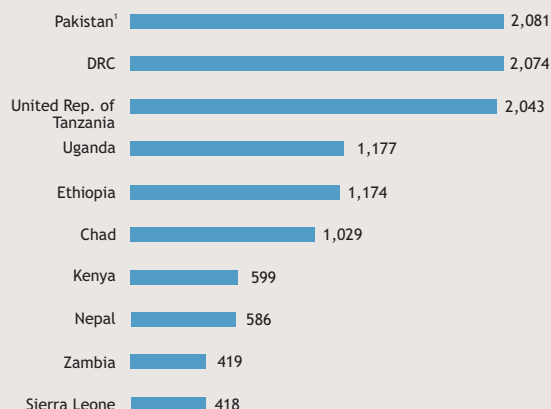
³ Recognized asylum-seekers / refugee arrivals during the past 5 years. These figures are subject to change due to new data released at the time of going to print.

⁴ Recognized asylum-seekers / refugee arrivals during the past 10 years.

**Chart 14: Number of refugees per 1,000 inhabitants
Top 20 host countries, end-2005**



**Chart 16: Number of refugees per 1 USD GDP/capita
Top 10 host countries, end-2005**



¹ Figures for Pakistan only include Afghans living in camps who are assisted by UNHCR. According to a 2005 Government census of Afghans in Pakistan and subsequent voluntary repatriation during the year, there are an additional 1.5 million Afghans living outside camps, some of whom may be refugees. Those Afghans living outside camps receive no UNHCR assistance except access to UNHCR-facilitated voluntary repatriation.

Conclusion

The Office is very grateful for the record-high contribution for its programmes in 2005. At the same time, a number of factors affected a full-scale implementation of the programmes, including, in particular, a notable shortfall under the Annual Programme. As a result, many refugee programmes had to reduce their level of activity to an essential minimum, or had to cancel parts of projects. This trend is likely to continue in 2006. At 30 April 2006, the combined approved 2006 Annual and Supplementary Programme Budgets stood at USD 1.4 billion, with an Annual Programme of USD 1.1 billion and a total of USD 283.2 million for the 13 supplementary programmes. With the tightly earmarked carry-over from 2005, it is highly probable that the management of funds and programmes will be even more challenging. Early and regular discussions with the donors and reinforced efforts in resource mobilization will continue in 2006.

**Chart 15: Number of refugees per million GDP (USD)
Top 10 host countries, end-2005**

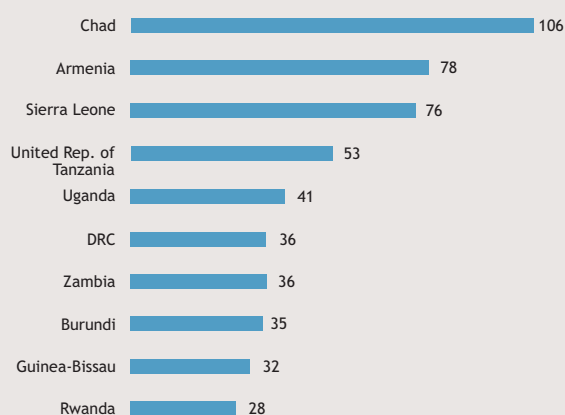


Table 1: Total contributions in 2005 (USD)

	Annual programme budget	Supplementary programme budget	JPOs	Total
Governmental donors				
United States	229,912,135	92,799,400	0	322,711,535
Japan	64,442,204	29,305,287	771,457	94,518,948
Sweden	74,735,468	8,822,774	1,640,868	85,199,111
Netherlands	65,281,645	9,992,000	1,202,400	76,476,045
Norway	44,111,828	17,924,638	749,765	62,786,231
United Kingdom	42,479,890	14,412,155	0	56,892,045
Denmark	40,379,405	11,646,593	1,007,247	53,033,245
Germany	21,518,034	18,469,279	170,064	40,157,377
Canada	24,590,308	6,331,579	820,421	31,742,309
Switzerland	19,695,372	3,750,483	256,729	23,702,584
Finland	16,517,401	1,695,277	567,550	18,780,229
Italy	14,236,983	1,626,856	0	15,863,839
Spain ¹	10,245,428	4,412,971	452,352	15,110,751
Ireland	12,614,313	1,626,934	99,683	14,340,930
France	11,155,650	1,346,699	1,046,672	13,549,021
Australia	12,131,475	1,144,964	0	13,276,439
Belgium	5,922,774	3,304,177	385,524	9,612,475
Luxembourg	6,112,797	1,341,054	44,662	7,498,514
Greece	1,138,347	3,823,174	0	4,961,521
New Zealand	1,280,700	2,827,231	0	4,107,931
Russian Federation	2,000,000	0	0	2,000,000
Portugal	1,376,471	117,647	123,557	1,617,675
Austria	1,359,547	0	125,450	1,484,997
Republic of Korea	1,100,000	50,000	0	1,150,000
Turkey	550,000	550,000	0	1,100,000
Saudi Arabia	100,000	500,000	0	600,000
South Africa	261,115	121,297	0	382,413
Czech Republic	26,702	299,569	0	326,271
China	250,000	0	0	250,000
Kuwait	200,000	0	0	200,000
Liechtenstein	83,007	26,549	61,647	171,203
Poland	162,098	0	0	162,098
Cyprus	50,000	63,300	0	113,300
Mexico	101,747	0	0	101,747
Libyan Arab Jamahiriya	100,000	0	0	100,000
Qatar	100,000	0	0	100,000
Iceland	99,000	0	0	99,000
Nigeria	0	0	75,950	75,950
Morocco	75,000	0	0	75,000
Algeria	60,000	0	0	60,000
Estonia	23,400	33,071	0	56,471
United Arab Emirates	54,000	0	0	54,000
Brazil	50,000	0	0	50,000
Israel	50,000	0	0	50,000
Hungary	40,148	0	0	40,148
Monaco	30,000	0	0	30,000
Slovenia	30,000	0	0	30,000
Djibouti	27,000	0	0	27,000
Colombia	25,000	0	0	25,000
Argentina	20,000	0	0	20,000



	Annual programme budget	Supplementary programme budget	JPOs	Total
Holy See	20,000	0	0	20,000
Thailand	20,000	0	0	20,000
Costa Rica	15,279	0	0	15,279
Slovakia	12,195	0	0	12,195
Chile	10,000	0	0	10,000
Croatia	10,000	0	0	10,000
Singapore	10,000	0	0	10,000
Romania	7,000	0	0	7,000
San Marino	6,475	0	0	6,475
Mauritius	5,000	0	0	5,000
Venezuela	5,000	0	0	5,000
Tunisia	4,129	0	0	4,129
Lithuania	4,071	0	0	4,071
Bahamas	2,850	0	0	2,850
Benin	2,000	0	0	2,000
Philippines	962	0	0	962
Burundi	351	0	0	351
Total governmental donors	727,041,707	238,364,959	9,601,998	975,008,664
Intergovernmental donors				
European Commission	58,020,532	28,109,191	0	86,129,723
Council of Europe Development Bank	1,000,000	0	0	1,000,000
Organization for Security and Co-operation in Europe (OSCE)	417,910	0	0	417,910
OPEC Fund for International Development	0	150,000	0	150,000
Islamic Educational, Scientific and Cultural Organisation (ISESCO)	29,400	14,975	0	44,375
Total intergovernmental donors	1,447,310	164,975	0	89,354,294
UN donors				
UNDG Iraq Trust Fund	0	990,000	0	990,000
UN Trust Fund for Human Security ²	789,153	0	0	789,153
DRC Pooled Fund	0	624,209	0	624,209
UN Programme on HIV/AIDS	217,763	0	0	217,763
Total UN donors	1,006,916	1,614,209	0	2,621,125
Private donors				
Private donors in the Netherlands	2,505,571	6,831,206	0	9,336,776
Private donors in Italy	4,091,923	1,158,176	0	5,250,099
Private donors in the United States	700,137	2,764,357	0	3,464,494
Private donors in Japan	1,264,754	1,477,747	0	2,742,502
Private donors in Switzerland	289,003	1,811,691	0	2,100,694
Private donors in Australia	321,601	1,385,128	0	1,706,729
Private donors in Germany	345,749	1,353,721	0	1,699,470
Private donors in France	333,976	705,883	0	1,039,858
Private donors in Canada	142,275	856,004	0	998,279
Private donors in Greece	183,499	321,742	0	505,241
Private donors in Norway	379,444	262	0	379,705
Private donors in the United Kingdom	247,777	88,796	0	336,573

	Annual programme budget	Supplementary programme budget	JPOs	Total
Private donors in the Republic of Korea	7,220	200,000	0	207,220
Private donors in the United Arab Emirates	3,843	139,955	0	143,798
Private donors in Kuwait	0	62,156	0	62,156
Private donors in Azerbaijan	50,000	0	0	50,000
Private donors in Saudi Arabia	8,000	39,740	0	47,740
Private donors in Monaco	0	40,706	0	40,706
Private donors in Belgium	37,903	0	0	37,903
Private donors in Austria	15,973	12,023	0	27,996
Private donors in Denmark	25,886	0	0	25,886
Private donors in Spain	16,557	0	0	16,557
Private donors in Sweden	9,981	0	0	9,981
Private donors in Argentina	4,333	0	0	4,333
Private donors in Romania	3,684	0	0	3,684
Private donors in China	666	1,000	0	1,666
Private donors in Costa Rica	978	0	0	978
Private donors in Colombia	702	0	0	702
Private donors in Latvia	678	0	0	678
Private donors in Cyprus	314	0	0	314
Private donors in Slovakia	188	0	0	188
Private donors in Jordan	146	0	0	146
Private donors in Mexico	139	0	0	139
Total private donors	10,992,900	19,250,292	0	30,243,193
TOTAL ALL DONORS	798,509,366	287,503,627	9,601,998	1,095,614,990

¹ See the donor profile for Spain for a breakdown of the contributions between the Central Government and other administrations

² A United Nations trust fund established by the Government of Japan.

Table 2: Voluntary contributions from private donors in 2005

			USD
Private donors in the Netherlands			
	<i>Stichting Vluchteling</i>		7,272,184
	Dutch Postcode Lottery (NPL)		1,801,107
	Nike EMEA Netherlands		260,041
	Miscellaneous donors		3,444
	Total for private donors in the Netherlands		9,336,776
Private donors in Italy			
	Miscellaneous donors:		
	Monza Legacy	132,690	
	<i>Santa Famiglia di Bordeaux</i>	18,094	
	Other miscellaneous donors	5,005,049	
	Total miscellaneous donors		5,155,833
	Euroarts Music		41,665
	Giorgio Armani S.p.A.		39,630
	<i>Acqua Azzurra S.p.A.</i>		12,970
	Total for private donors in Italy		5,250,099
Private donors in the United States			
	USA for UNHCR:		
	Kuwait-America Foundation	847,000	
	Exxon Mobile	480,000	

	Angelina Jolie	250,000	
	Phillip Morris International	190,000	
	William B. Pitt	105,000	
	Altria Groups	60,000	
	Tyco International	50,000	
	Hunt Alternatives Fund	50,000	
	Karan-Weiss Foundation	45,000	
	Catherine B. Reynolds Foundation	25,000	
	Raiser Foundation	20,000	
	KRL Foundation	10,000	
	MQM United States Association	10,000	
	Others	1,062,905	
	Total USA for UNHCR		3,204,905
	Merck and Co., Inc.		100,212
	Microsoft Corporation, United States		70,859
	Miscellaneous donors		45,145
	United Nations African Mothers Association		33,373
	United Nations Foundation (UNF)		10,000
	Total for private donors in the United States		3,464,494
Private donors in Japan			
	Japan Association for UNHCR:		
	Mitsubishi Diamond Cup Golf Tournament	121,434	
	Jodo-Shu Peace Association	111,111	
	Japan Communist Party Central Committee	64,913	
	Japan Trade Union Confederation (Rengo)	59,829	
	Jagaimo-no-kai	42,735	
	Earth Access Committee	42,735	
	Matsushita Electric Works Ltd.	32,821	
	Nissan Motor Co.Ltd. Volunteers	29,915	
	Others	1,796,690	
	Total Japan Association for UNHCR		2,302,181
	Shinnyo-en		195,238
	Rissho Kosei Kai		171,545
	House of Representatives		45,962
	House of Councillors		23,269
	Miscellaneous donors		4,306
	Total for private donors in Japan		2,742,502
Private donors in Switzerland			
	Chaîne du Bonheur		1,271,186
	Florindon Foundation		259,403
	Online donations (Headquarters)		170,693
	Miscellaneous donors		147,737
	Sinitus AG		100,000
	Unigestion		85,381
	International Olympic Committee		53,472
	Nestec S.A.		12,821
	Total for private donors in Switzerland		2,100,694
Private donors in Australia			
	Australia for UNHCR:		
	Australian Federation of International Forwarders	25,598	
	ASX Corporation	18,223	
	Others	1,623,723	

	Total Australia for UNHCR		1,667,544
	Austcare		39,185
	Total for private donors in Australia		1,706,729
Private donors in Germany			
	<i>Deutsche Stiftung für UNO-Flüchtlingshilfe</i>		1,692,620
	Miscellaneous donors		6,850
	Total for private donors in Germany		1,699,470
Private donors in France			
	<i>Association Française de soutien à l'UNHCR:</i>		
	Schneider Electric	171,032	
	<i>Club des Entreprises</i>	112,285	
	<i>Association Soka Gakkai France</i>	97,705	
	Others	656,260	
	<i>Total Association Française de soutien à l'UNHCR</i>		1,037,282
	Miscellaneous donors		2,576
	Total for private donors in France		1,039,858
Private donors in Canada			
	Miscellaneous donors		998,279
	Total for private donors in Canada		998,279
Private donors in Greece			
	Miscellaneous donors		505,241
	Total for private donors in Greece		505,241
Private donors in Norway			
	Statoil, Norway		378,969
	Miscellaneous donors		737
	Total for private donors in Norway		379,705
Private donors in the United Kingdom			
	Miscellaneous donors		336,573
	Total for private donors in the United Kingdom		336,573
Private donors in the Republic of Korea			
	<i>SaRang Community Church</i>		200,000
	Miscellaneous donors		7,220
	Total for private donors in the Republic of Korea		207,220
Private donors in the United Arab Emirates			
	Zayed Foundation		139,955
	Miscellaneous donors		3,843
	Total for private donors in the United Arab Emirates		143,798
Private donors in Kuwait			
	International Islamic Charitable Organization		62,156
	Total for private donors in Kuwait		62,156
Private donors in Azerbaijan			
	Statoil, Azerbaijan		50,000
	Total for private donors in Azerbaijan		50,000
Private donors in Saudi Arabia			
	Zahid Tractor & Heavy Machinery Co. Ltd		39,740
	Prince El-Walid Al Saud		8,000
	Total for private donors in Saudi Arabia		47,740
Private donors in Monaco			
	<i>Amitié sans Frontières</i>		40,706
	Total for private donors in Monaco		40,706



Private donors in Belgium			
	Microsoft EMEA Belgium		36,943
	Miscellaneous donors		960
	Total for private donors in Belgium		37,903
Private donors in Austria			
	Miscellaneous donors		27,996
	Total for private donors in Austria		27,996
Private donors in Denmark			
	Miscellaneous donors		25,886
	Total for private donors in Denmark		25,886
Private donors in Spain			
	<i>España con ACNUR¹</i>		16,277
	Miscellaneous donors		279
	Total for private donors in Spain		16,557
Private donors in Sweden			
	Miscellaneous donors		9,981
	Total for private donors in Sweden		9,981
Private donors in Argentina			
	Miscellaneous donors		4,333
	Total for private donors in Argentina		4,333
Private donors in Romania			
	Ernst & Young SRL		3,684
	Total for private donors in Romania		3,684
Private donors in China			
	Miscellaneous donors (Hong Kong SAR, China)		1,666
	Total for private donors in China		1,666
Private donors in Costa Rica			
	Miscellaneous donors		978
	Total for private donors in Costa Rica		978
Private donors in Colombia			
	Miscellaneous donors		702
	Total for private donors in Colombia		702
Private donors in Latvia			
	Miscellaneous donors		678
	Total for private donors in Latvia		678
Private donors in Cyprus			
	Miscellaneous donors		314
	Total for private donors in Cyprus		314
Private donors in Slovakia			
	Miscellaneous donors		188
	Total for private donors in Slovakia		188
Private donors in Jordan			
	Miscellaneous donors		146
	Total for private donors in Jordan		146
Private donors in Mexico			
	Miscellaneous donors		139
	Total for private donors in Mexico		139
TOTAL			30,243,192

¹ The total contribution channelled through España con ACNUR (including public administrations) amounts to USD 4,463,401.

Table 3: Budget and expenditure (USD)

Region	ExCom approved budget	Budget			Expenditure		
		Annual programme	Supplementary programme ¹	Total	Annual programme	Supplementary programme	Total
Central Africa and the Great Lakes	71,324,858	79,604,904	158,873,339	238,478,243	78,351,177	123,934,707	202,285,884
East and Horn of Africa	94,670,735	100,323,134	96,672,229	196,995,363	96,831,944	57,461,735	154,293,679
West Africa	121,627,315	126,655,703	0	126,655,703	120,562,795	0	120,562,795
Southern Africa	53,732,015	54,206,780	130,000	54,336,780	51,823,782	3,682	51,827,464
North Africa	6,399,602	8,080,648	3,000,913	11,081,561	6,905,815	510,833	7,416,648
The Middle East	18,903,786	19,262,366	35,014,090	54,276,456	17,521,534	28,456,629	45,978,163
South-West Asia	107,057,536	100,194,786	13,447,743	113,642,529	92,236,754	12,557,060	104,793,814
Central Asia	6,220,448	7,821,713	0	7,821,713	6,969,124	0	6,969,124
South Asia	26,552,359	24,142,418	14,352,430	38,494,848	22,137,054	9,256,933	31,393,987
East Asia and the Pacific	23,957,458	35,852,804	56,383,388	92,236,192	32,045,528	19,213,824	51,259,352
Eastern Europe	25,247,084	31,731,952	0	31,731,952	29,519,937	0	29,519,937
South-Eastern Europe	46,375,971	48,421,944	0	48,421,944	43,632,476	0	43,632,476
Central Europe and the Baltic States	14,468,189	17,778,689	899,475	18,678,164	16,180,943	619,218	16,800,161
Western Europe	16,942,736	20,473,669	173,800	20,647,469	18,278,484	99,017	18,377,501
North America and the Caribbean	7,154,032	8,144,757	0	8,144,757	7,793,973	0	7,793,973
Central America	2,722,107	2,814,150	0	2,814,150	2,673,124	0	2,673,124
South America ²	18,301,341	21,495,767	0	21,495,767	20,938,403	0	20,938,403
Global Programmes	76,024,944	87,233,771	0	87,233,771	72,998,806	0	72,998,806
Headquarters ³	124,460,379	153,764,534	6,886,089	160,650,623	137,040,348	6,361,735	143,402,082
Sub-total programme activities	862,142,895	948,004,489	385,833,496	1,333,837,985	874,441,999	258,475,373	1,132,917,372
Operational Reserve (Category I)	62,504,105	24,599,348	0	24,599,348	0	0	0
Operational Reserve (Category II)	50,000,000	12,558,514	0	12,558,514	0	0	0
Total programme activities	974,647,000	985,162,351	385,833,496	1,370,995,847	874,441,999	258,475,373	1,132,917,372
Junior Professional Officers	7,000,000	10,289,212	0	10,289,212	8,715,001	0	8,715,001
GRAND TOTAL	981,647,000	995,451,563	385,833,496	1,381,285,059	883,157,000	258,475,373	1,141,632,373

¹ The supplementary programme budget does not include a 7 per cent support cost that is recovered from each contribution to meet indirect costs for UNHCR (Field and Headquarters).

² Includes Northern and Southern South America.

³ Includes UN Regular Budget as follows: ExCom approved budget USD 28,754,549; final budget USD 39,269,900; expenditure USD 38,534,004.

**Table 4: Budget, income and expenditure
Supplementary programmes (USD)**

Supplementary programme	Budget	Income from contributions	Other funds available ¹	Total funds available	Total expenditure
Eastern Chad and Darfur, Western Sudan	115,413,494	70,888,423	14,872,620	85,761,043	81,841,878
Return and Reintegration of Sudanese Refugees to Southern Sudan	76,347,770	45,076,180	2,359,289	47,435,469	44,820,267
Repatriation and Reintegration of Congolese (DRC) Refugees	23,134,394	16,386,808	(1,119,069)	15,267,739	15,267,740
Return and Reintegration of Burundian Refugees	62,331,375	42,730,287	682,394	43,412,681	43,407,786
Indian Ocean Earthquake - Tsunami Emergency ²	76,851,500	58,753,940	(4,112,773)	54,641,167	29,772,591
South Asia Earthquake ³	12,855,720	30,234,293	(2,116,400)	28,117,893	10,739,319
Iraq Operation	42,029,851	21,717,863	19,256,596	40,974,459	32,114,958
Western Sahara Operation - UNHCR/MINURSO - Confidence Building Measures	3,193,659	1,715,833	(120,108)	1,595,725	510,833
Total	412,157,763	287,503,627	29,702,548	317,206,175	258,475,372

¹ Other funds available include 2004 carry-over, transfers, refunds and cancellations against prior year's projects.

² Activities for the Indian Ocean Earthquake - Tsunami Emergency will continue in 2006 with the unspent balance of USD 24,868,576.

³ UNHCR's total requirements for the South Asia earthquake are USD 30,234,293 from October 2005 to end-April 2006. The budget is divided between 2005 (USD 12,855,720) and 2006 (USD 17,378,573).

Note: Supplementary programme budgets include 7 per cent support costs.

**Table 4A: Supplementary programme for
Eastern Chad and Darfur, Western Sudan**

Region	Country / location	Budget	Expenditure
Central Africa and the Great Lakes			
	Chad	76,259,079	63,384,305
East and Horn of Africa			
	Sudan	27,921,957	14,727,752
	Sudan / Chad Special Unit in Sudan	1,464,550	1,085,472
Headquarters			
	Sudan / Chad Special Unit at Headquarters	2,846,637	2,644,349
Sub-total		108,492,223	81,841,878
7 % support costs		6,921,271	-
Total of the Appeal		115,413,494	81,841,878

Table 4B: Supplementary Programme for the Return and Reintegration of Sudanese Refugees to Southern Sudan

Region	Country / location	Budget	Expenditure
Central Africa and the Great Lakes			
	Democratic Republic of the Congo	1,833,490	1,562,137
	Central African Republic	1,574,075	891,728
East and Horn of Africa			
	Sudan	51,024,318	33,178,155
	Sudan / Chad Special Unit in Sudan	166,719	102,868
	Ethiopia	4,528,798	2,731,314
	Kenya	4,240,224	2,213,916
	Uganda	5,903,293	2,120,424
CASWANAME			
	Egypt	737,614	78,357
Headquarters			
	Desk for East and Horn of Africa	1,539,406	1,828,743
	Resident Auditor	182,143	112,625
Sub-total		71,730,080	44,820,267
7 % support costs		4,617,690	-
Total of the Appeal		76,347,770	44,820,267

Table 4C: Supplementary Programme for the Repatriation and Reintegration of Congolese (DRC) Refugees

Region	Country / location	Budget	Expenditure
Central Africa and the Great Lakes			
	Central African Republic	439,344	108,723
	Democratic Republic of the Congo	16,370,135	12,619,501
	Republic of the Congo	2,387,539	1,760,246
	United Republic of Tanzania	1,999,994	742,874
Southern Africa			
	Angola	130,000	3,682
Headquarters			
	Desk for Central Africa and the Great Lakes	293,147	24,347
	Resident Auditor	34,626	8,367
Sub-total		21,654,785	15,267,740
7 % support costs		1,479,609	-
Total of the Appeal		23,134,394	15,267,740

Table 4D: Supplementary Programme for the Return and Reintegration of Burundian Refugees

Region	Country / location	Budget	Expenditure
Central Africa and the Great Lakes			
	Burundi	47,286,183	33,822,870
	United Republic of Tanzania	8,867,088	8,340,457
	Democratic Republic of the Congo	1,546,312	405,179
	Rwanda	310,100	296,687
Headquarters			
	Desk for Central Africa and the Great Lakes	528,668	542,593
Sub-total		58,538,351	43,407,786
7 % support costs		3,793,024	-
Total of the Appeal		62,331,375	43,407,786

Table 4E: Supplementary Programme for the Indian Ocean Earthquake - Tsunami Emergency

Region	Country / location	Budget	Expenditure
East and Horn of Africa			
	Somalia	1,422,370	1,301,834
Asia and the Pacific			
	Sri Lanka	14,352,430	9,256,933
	Indonesia	56,133,388	19,213,824
	Regional activities	250,000	-
Sub-total		72,158,188	29,772,591
7 % support costs		4,693,312	-
Total of the Appeal		76,851,500	29,772,591

Table 4F: Supplementary Programme for the South Asia Earthquake

Region	Country / location	Budget	Expenditure
CASWANAME			
	Pakistan	10,739,320	10,739,319
Sub-total		10,739,320	10,739,319
7 % support costs ¹		2,116,400	-
Total of the Appeal		12,855,720	10,739,319

¹ The seven per cent support costs are calculated from the total received contributions of USD 30,234,293. The unspent balance of USD 17,378,573 has been carried over to 2006.

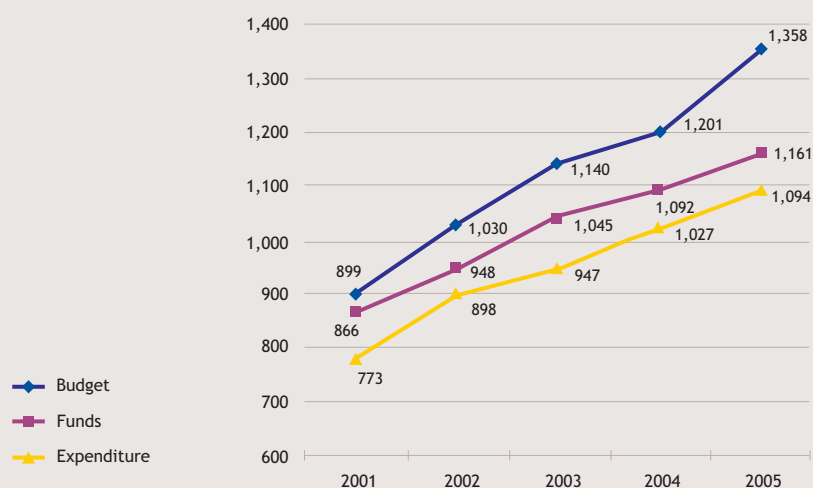
Table 4G: Iraq Operation

Region	Country / location	Budget	Expenditure
CASWANAME			
	Iraq	27,645,177	24,480,526
	Islamic Republic of Iran	2,708,423	1,817,740
	Syria	1,033,371	221,354
	Jordan	3,712,958	2,836,160
	Lebanon	1,209,970	362,834
	Regional activities	675,000	477,398
Europe			
	Turkey	899,475	619,218
	United Kingdom	98,800	36,391
	Germany	75,000	62,626
Headquarters			
	Desk for CASWANAME	1,461,462	1,200,711
Sub-total		39,519,636	32,114,958
7 % support costs		2,510,214	-
Total of the Appeal		42,029,850	32,114,958

Table 4H: Western Sahara Operation - UNHCR/MINURSO - Confidence Building Measures

Region	Country / location	Final budget	Expenditure
CASWANAME			
	Western Sahara Territory	3,000,913	510,833
Sub-total		3,000,913	510,833
7 % support costs		192,746	-
Total of the Appeal		3,193,659	510,833

Chart 17: Combined figures for the Annual and Supplementary Programme Budgets 2001 - 2005 (in millions of USD)



Note: Total available funds include voluntary contributions, secondary income, adjustments, transfers and carry-over from 2004. The figures do not include UN Regular Budget and JPOs.

Table 5: Voluntary contributions to the JPO scheme in 2005 (USD)

Sweden	1,640,868
Netherlands	1,202,400
France	1,046,672
Denmark	1,007,247
Canada	820,421
Japan	771,457
Norway	749,765
Finland	567,550
Spain	452,352
Belgium	385,524
Switzerland	256,729
Germany	170,064
Austria	125,450
Portugal	123,557
Ireland	99,683
Nigeria	75,950
Liechtenstein	61,647
Luxembourg	44,662
Total	9,601,998

Table 6: Junior Professional Officers recruited between 1992 and 2005

Sponsoring Government	1992	1993	1994	1995	1996	1997	1998	1999	2000	2001	2002	2003	2004	2005	TOTAL
Japan	9	5	5	2	6	8	9	2	3	2	6	4	5	4	70
Denmark	6	6	4	4	13	6	1	12	0	2	6	0	5	4	69
United States	5	2	3	3	3	8	6	3	1	12	5	5	6	3	65
France	3	6	3	4	5	4	4	4	4	4	4	4	5	3	57
Netherlands	1	3	4	7	5	1	5	1	5	5	0	2	3	7	49
Sweden	3	0	5	0	2	0	3	9	1	0	5	2	7	0	37
Italy	0	1	2	8	0	4	1	5	1	3	3	3	2	2	35
Norway	2	1	2	1	1	5	1	1	3	2	1	5	1	2	28
Germany	5	1	0	4	3	2	1	1	2	1	2	1	1	1	25
Finland	1	1	1	1	1	2	1	2	1	1	1	2	2	3	20
Belgium	4	2	1	3	1	4	0	0	0	2	0	1	0	2	20
Canada	1	3	0	0	3	0	2	1	2	1	0	3	0	0	16
Developing countries sponsored by the Netherlands	1	0	0	0	2	0	0	1	1	0	0	0	2	3	10
Spain	1	0	0	0	1	1	1	0	0	2	0	0	0	3	9
Switzerland	0	0	0	0	0	0	1	0	1	1	1	1	1	0	6
Austria	1	0	0	1	1	0	1	0	1	0	0	0	1	0	6
Republic of Korea	0	0	0	0	1	0	0	0	0	1	1	1	0	0	4
Developing countries sponsored by Japan	0	0	0	1	0	1	0	0	1	0	1	0	0	0	4
Developing countries sponsored by Sweden	2	2	0	0	0	0	0	0	0	0	0	0	0	0	4
Developing countries sponsored by Belgium	0	0	0	0	0	0	0	0	1	1	0	1	0	0	3
Nigeria	0	0	0	0	0	0	2	0	0	0	1	0	0	0	3
OIF ¹	0	0	0	0	0	0	0	1	1	0	0	0	0	0	2
Portugal	0	0	0	0	0	0	0	0	0	1	0	0	1	0	2
United Kingdom	0	0	1	0	0	0	0	0	0	1	0	0	0	0	2
Liechtenstein	0	0	0	0	0	0	0	0	0	0	1	0	0	1	2
Ireland	0	0	0	0	0	0	0	0	0	0	0	0	0	1	1
Developing countries sponsored by Finland	0	0	0	0	0	0	0	0	0	0	1	0	0	0	1
Luxembourg	0	0	0	0	0	0	0	0	0	0	0	0	0	1	1
Developing countries sponsored by Italy	0	0	1	0	0	0	0	0	0	0	0	0	0	0	1
Total	45	33	32	39	48	46	39	43	29	42	39	35	42	40	552

¹ Organisation Internationale de la Francophonie

**Table 7: Number of JPOs in UNHCR locations in 2005
(as at 31 December 2005)**

Kabul, Afghanistan	2	Nouakchott, Mauritania	1	Miami, United States	1
Luanda, Angola	2	Maputo, Mozambique	1	New York, United States	1
Baku, Azerbaijan	1	Kathmandu, Nepal	2	Caracas, Venezuela	1
Banja Luka, Bosnia and Herzegovina	1	Moscow, Russian Federation	3	Sana'a, Yemen	1
Sarajevo, Bosnia and Herzegovina	2	Dakar, Senegal	2	Lusaka, Zambia	2
Phnom Penh, Cambodia	1	Pristina, Serbia and Montenegro	1	Harare, Zimbabwe	1
Gore, Chad	1	Pretoria, South Africa	2	Total	102
Beijing, China	1	Kilinochchi, Sri Lanka	1		
Bogota, Colombia	1	Vavuniya, Sri Lanka	1		
Brazzaville, Republic of the Congo	1	El Geneina / Nyala, Sudan	1		
Nicosia, Cyprus	1	Es Showak, Sudan	1		
Kinshasa, DRC	1	Khartoum, Sudan	1		
Cairo, Egypt	1	Geneva, Switzerland	30		
Addis Ababa, Ethiopia	4	Bangkok, Thailand	2		
Jijiga, Ethiopia	1	Kanchanaburi, Thailand	1		
Shire, Ethiopia	1	Mae Hong Son, Thailand	1		
Accra, Ghana	2	Skopje, The former Yugoslav Republic of Macedonia	1		
Conakry, Guinea	1	Ankara, Turkey	1		
New Delhi, India	1	Arua, Uganda	1		
Nias, Indonesia	1	Kampala, Uganda	2		
Teheran, Islamic Republic of Iran	1	Moyo, Uganda	1		
Amman, Jordan	1	Dar es Salaam, United Republic of Tanzania	1		
Kakuma, Kenya	1	Kasulu, United Republic of Tanzania	1		
Nairobi, Kenya	5	Kibondo, United Republic of Tanzania	1		

Table 8: Extra-budgetary in-kind contributions to UNHCR

Donor	Items / services	Value (USD)
Australia	RedR secondments to Ethiopia, Indonesia, Pakistan, Somalia and Sri Lanka.	1,207,500
Germany	From BMZ channelled through GTZ for Afghanistan, Burundi, Chad, Côte d'Ivoire, Guinea, Kenya, Liberia, Rwanda, Sierra Leone, Sudan, Tanzania and Uganda.	4,661,576
Hungary	For UNHCR Office premises in Budapest.	136,111
Norway	NRC secondments to Liberia, Indonesia, Thailand, Colombia, Chad, Cambodia, Romania, Africa, Nepal, Somalia, Sudan and Kenya.	1,635,000
Spain	For UNHCR Office premises and communication and utility costs in Madrid.	356,366
Switzerland	Three Super Puma transport helicopters to support UNHCR's operation in Sumatra, Indonesia.	3,346,577
Emirates Charitable Society, United Arab Emirates	Food items for refugees in Al Kharaz camp, Yemen.	86,410
Fuji Optical Co. Limited, Japan	Eyeglasses, ophthalmic frames, sunglasses and other items related to glasses (USD 106,799); and a Fuji Aid Vision mission accompanied by a doctor to Azerbaijan (USD 23,168).	129,967
Hennes & Mauritz, Austria	Clothes for Burundi.	56,945
Japan Blankets for Africa Campaign, Japan	Used blankets for Mozambique and Tanzania.	50,661
Lutheran World Relief, USA	Clothing, blankets, sewing kits, school kits, health kits and layettes.	1,140,150
Microsoft EMEA, Russian Federation	Microsoft Software for UNHCR Regional Office in Moscow.	8,982
The Church of Latter-day Saints, USA	Clothing, school kits, hygiene kits and medical kits.	1,461,720
UN Development Programme	Tents and water related items for Sri Lanka.	74,529
UN Population Fund	Hygiene packs.	29,970
TOTAL		14,382,463

Table 9: Unrestricted voluntary contributions in 2005 (USD)

Donor	Amount
Netherlands	55,495,251
United Kingdom	38,124,451
Denmark	22,810,219
Norway	15,974,441
Ireland	11,788,575
Canada	11,661,012
Switzerland	9,243,697
Finland	9,055,627
France	8,468,207
Italy	5,821,475
Germany	5,764,660
Australia	5,654,531
Spain	4,705,882
Luxembourg	2,519,754
Miscellaneous donors / Private donors in Italy	1,847,146
Dutch Postcode Lottery (NPL)	1,321,004
New Zealand	1,280,700
Greece	1,138,347
Republic of Korea	1,100,000
Belgium	969,128
Japan Association for UNHCR	624,528
Turkey	550,000
Austria	474,898
China	250,000
Portugal	200,000
Kuwait	200,000
Miscellaneous donors / Private donors in Greece	139,137
Poland	102,111
Saudi Arabia	100,000
Libyan Arab Jamahiriya	100,000
Mexico	100,000
Qatar	100,000
Iceland	99,000
Morocco	75,000
Algeria	60,000
United Arab Emirates	54,000
Brazil	50,000
Cyprus	50,000
Israel	50,000
Miscellaneous donors / Private donors in the United Kingdom	47,066
Miscellaneous donors / Private donors in Switzerland	44,994
Liechtenstein	44,248
Hungary	40,148
Online donations (Headquarters)	33,534
Slovenia	30,000
Miscellaneous donors / Private donors in the United States	29,474
Czech Republic	26,702

Donor	Amount
Colombia	25,000
Estonia	23,400
Holy See	20,000
Thailand	20,000
Costa Rica	15,279
Slovakia	12,195
Chile	10,000
Croatia	10,000
Singapore	10,000
Miscellaneous donors / Private donors in Sweden	9,981
Australia for UNHCR	8,197
Prince El-Walid Al Saud	8,000
Miscellaneous donors / Private donors in Austria	7,927
Miscellaneous donors / Private donors in the Republic of Korea	7,220
Romania	7,000
Miscellaneous donors / Private donors in Germany	6,784
San Marino	6,475
Mauritius	5,000
Venezuela	5,000
Tunisia	4,129
Miscellaneous donors / Private donors in Japan	3,933
Miscellaneous donors / Private donors in the Netherlands	3,444
Bahamas	2,850
Benin	2,000
USA for UNHCR	1,896
Miscellaneous donors / Private donors in Argentina	1,489
Miscellaneous donors / Private donors in Denmark	1,114
Djibouti	1,000
Miscellaneous donors / Private donors in Costa Rica	978
Miscellaneous donors / Private donors in Belgium	960
Miscellaneous donors / Private donors in Colombia	702
Miscellaneous donors / Private donors in Hong Kong SAR, China	666
Philippines	481
Miscellaneous donors / Private donors in Norway	475
Miscellaneous donors / Private donors in Cyprus	314
Miscellaneous donors / Private donors in Slovakia	188
Miscellaneous donors / Private donors in Jordan	146
Miscellaneous donors / Private donors in Mexico	139
Miscellaneous donors / Private donors in the United Arab Emirates	43
Total	218,663,356

Table 10: Voluntary contributions restricted to the Operational Reserve

Donor	USD
United States	4,900,000
Sweden	2,269,289
Total	7,169,289

Table 11: Transfers from the 2005 Operational Reserve Category I

Operational Reserve Category I approved by the ExCom in October 2004:		62,504,105
AFRICA		USD
Benin/Ghana	Preparedness measures and response to the Togo Crisis	3,700,954
Burundi	Assistance to Congolese (DRC) refugees	750,000
Cameroon / Nigeria	Repatriation of Nigerian refugees from Cameroon	750,000
Cameroon / Nigeria	Continuation of repatriation of Nigerian refugees from Cameroon	750,000
Central Afr. Rep. / Chad	Repatriation of 1,500 Chadian refugees from the Central African Republic	296,517
Chad	Emergency assistance for refugee influx to southern Chad	3,521,277
Chad	Local settlement of refugees from the Central African Republic in Chad	723,985
Ethiopia	Assistance to Somalis in Aisha camp and Eritreans in Shimelba	601,239
Ethiopia	Improvement of the Jerrer Valley water project in Eastern Ethiopia	209,814
Liberia	Repatriation and reintegration of Liberian refugees and assistance to IDPs	1,565,300
Liberia	Assistance to 64,000 IDPs in Liberia	3,275,000
Mali	Extension of UNHCR presence in Mali due to the situation in Côte d'Ivoire	189,000
Rwanda	Assistance to Congolese (DRC) refugees arrived in 2004	964,160
Uganda	Emergency assistance to refugees from DRC	1,250,000
Uganda	UN joint programme to assist IDPs in Uganda	505,320
Sub-total		19,052,566
AMERICAS		
Colombia	IDP activities in Colombia (Mexico Plan of Action)	600,000
Regional	Follow-up of the Cartagena Commemoration (Mexico Plan of Action)	1,000,000
The Caribbean	Continuation of the protection, assistance and repatriation programme for Haitians	250,000
USA/NY	Creation of a Senior Policy Advisor (Peacekeeping) post in New York	194,694
Sub-total		2,044,694
ASIA		
Cambodia	Protection and assistance to <i>Montagnard</i> refugees	798,500
Japan	Enhancing visibility of Japan's assistance	35,125
Mongolia	Expanded activities in Mongolia	63,941
Myanmar	Maintaining presence in future returnee areas on the Myanmar-Thailand border	47,887
Nepal	Emergency provision for refugees due to increased fuel costs	675,747
Thailand	Assist in the relocation of urban persons of concern from Myanmar and provide training support	324,300
Sub-total		1,945,500
CASWANAME		
Afghanistan	Replacement of equipment and repair of guest house in Jalalabad (11 May riots)	247,307
Central Asia	Emergency assistance to Uzbek refugees in Kyrgyzstan and Uzbekistan	1,100,500
North Africa	Creation of two Protection Officer posts in Morocco and Tunisia	193,047
Sub-total		1,540,854
EUROPE		
Azerbaijan	Assistance to refugees and asylum-seekers in Azerbaijan	393,262
Romania	Assistance to Uzbek asylum-seekers in Romania	605,200
Russian Federation	Chechnya and neighbouring Republics	3,172,450
Serbia and Montenegro - Kosovo - Hungary and Cyprus	Reinforcement of staff security arrangements in Kosovo and the region	73,465
Turkey	Activities relating to the development of the asylum system in Turkey	169,964
Ukraine	Continuation of strengthening the asylum system	390,518
Sub-total		4,804,859

GLOBAL PROGRAMMES		
	Response to emerging protection situations (SURGE deployments)	1,000,000
	Refugee Voices and Events project	312,000
	DAFI scholarship programme	46,505
Sub-total		1,358,505
HEADQUARTERS		
	UNHCR 2005 cost sharing of the UN Department for Safety and Security	2,829,807
	Provision in 2005 for agreed termination of staff	2,368,045
	Staff medical and health items and flu vaccines (avian flu)	648,929
	Project Profile related activities, software development	426,161
	Global review of UNHCR insurance arrangements	116,300
	Improving operational data and information management (CCMF)	115,000
	Development of an RBM/RBB utility for UNHCR (CCMF)	115,000
	Strengthening UNHCR's capacity to manage NGO implementing partners (CCMF)	114,000
	Operations Management Support/Career Transition and Outplacement (CCMF)	99,117
	Implementation of assessment for entry to higher level professional posts (CCMF)	90,000
	UNHCR managers' capacity to respond to allegations of staff misconduct (CCMF)	80,000
	Institutionalizing a standard essential drug management system (CCMF)	64,000
	Career transition and outplacement strategy (CCMF)	58,920
	Investigation - collecting and managing evidence (CCMF)	20,000
	Russian translation and publication of the UNHCR-IPU handbook	12,500
Sub-total		7,157,779
Total transferred		37,904,757
Balance		24,599,348

Table 12: Transfers from the 2005 Operational Reserve Category II

Operational Reserve Category II approved by the ExCom in October 2004:		50,000,000
AFRICA		USD
Angola	Education and women's empowerment initiatives in Angola	247,437
Angola	Vocational training	200,000
Benin	Strengthening refugee status determination capacity in Benin	62,480
Botswana	Scholarships for refugees pursuing academic and vocational training	20,000
Burundi	Resettlement activities	197,424
Cameroon	Rehabilitation of schools	271,370
Djibouti	HIV/AIDS activities in refugee camps	26,000
Djibouti / Eritrea / Somalia	Repatriation and reintegration of Somalis from Eritrea and Djibouti	638,686
Kenya	Creation of three Community Technology Learning Centres in Dadaab	113,000
Kenya	Repatriation of Somali refugees from Kenya	693,431
Kenya	"Together for Girls" project	187,630
Malawi	Irrigation project in Luwani camp	234,799
Sierra Leone	Creation of four Protection Assistant posts in Kenema and Bo	70,108
Somalia	Comprehensive Plan of Action for Somalia	38,057
Sudan	SOLSES - Sustainable Options for Livelihood Security in Eastern Sudan	3,044,966
Uganda	Improving access roads between refugee settlements	18,254
United Republic of Tanzania	Improvement of water supply and sanitation in refugee camps in north-western Tanzania	633,489
United Republic of Tanzania	Additional staffing needs for resettlement	134,950
Zambia	Zambia Initiative	427,414
Sub-total		7,259,495

AMERICAS		
Brazil	Resettlement activities	80,000
Colombia	Additional IDP activities	400,000
Colombia	Improvement of security in the field offices	180,000
Regional activities in Latin America	Support of resettlement activities in South America	250,941
United States	National children's pro bono centre	250,000
United States	Safe third country monitoring in the United States	90,820
Sub-total		1,251,761
ASIA		
India	Women at risk project	10,534
Indonesia	Comprehensive strategy to find durable solutions for Eastern Timorese former refugees in West Timor	2,905,946
Malaysia	Assistance to asylum-seekers in Kuala Lumpur	187,000
Myanmar	Protection monitoring and assistance on the Myanmar-Thailand border	660,502
Sri Lanka	Activities under the transitional recovery programme (4Rs)	432,630
Thailand	ZOA Education assistance for Karen refugees	913,829
Thailand	Resettlement needs	94,257
Viet Nam	Reintegration of <i>Montagnard</i> returnees	40,000
Viet Nam	Support to refugee law training for government officials	23,750
Sub-total		5,268,448
CASWANAME		
Afghanistan	Afghan Comprehensive Solutions Unit (ACSU)	829,053
Algeria	Improvement of water access and sanitation for Saharawis	212,164
Algeria	Water pipeline system and sanitation improvements in Algeria	160,662
Egypt	HIV/AIDS prevention and impact mitigation among refugees in Egypt	24,010
Egypt	Strengthening protection and self-reliance for asylum-seekers and refugees from West and East Africa	747,575
Egypt	Multi-year programme on self-reliance for refugees in Cairo	84,643
Morocco	Capacity-building support for urban refugees	83,802
North Africa	Institution building for asylum in North Africa	1,248,708
Syria	Enhancement of resettlement activities in Syria	12,000
Yemen	Providing a relief capacity to Mayfa'a Reception Centre	396,301
Yemen	Construction of shelters in Kharaz camp	583,657
Sub-total		4,382,575
EUROPE		
Albania	Continuation of EC-CARDS for Albania	1,008,956
Albania	Pre-screening of asylum-seekers and migrants	75,000
Armenia	Local UNHCR resource mobilization in favour of refugees	100,000
Balkans	Continuation of EC-CARDS for the Balkans	425,753
Belarus	Strengthening the national asylum system in Belarus, Moldova and Ukraine	374,545
Belgium	Creation of a Senior Reporting Clerk post for ECHO funding monitoring reports	42,157
Bosnia	Regional programme on asylum, migration and visas - EC-CARDS	106,827
Georgia	Basic shelter for returnees in South Ossetia	301,667
Georgia	Verification exercise of IDP registration	140,554
Georgia	Basic shelter for returnees in South Ossetia	183,829
Georgia	Abkhazia Strategic Directions	17,000
Georgia	Winterisation assistance to schools and vulnerable IDPs in Georgia	127,700
Greece	Equal II Project (2005-2007)	12,869

Italy	Private sector fundraising auction in Rome	79,400
Russia	Training activity for urban refugees in St. Petersburg	24,900
Spain	Implementation of UNHCR's role in the Spanish asylum procedure	302,890
Switzerland	World Refugee Day Celebration	17,636
Turkey	Improving the situation of refugees in Turkey	238,917
Ukraine	Cross-border Cooperation Process	287,493
United Kingdom	Quality Initiative and Gateway Protection	451,712
Sub-total		4,319,805

GLOBAL PROGRAMMES		
	Additional resettlement needs	4,232,266
	27 protection and community services posts in various locations	3,493,356
	Deployment of Swiss experts for reproductive health activities	1,489,000
	Secondment of Swiss experts	638,500
	New project in support of durable solutions	500,000
	Support for strengthening prevention and response to sexual and gender-based violence	400,000
	Extension of eCentre activities from July to December 2005	392,427
	Prevention of sexual and gender-based violence	330,000
	BMZ funds for Reintegration and Local Settlement Section	285,470
	Expansion of HIV/AIDS activities	247,062
	Survey of movements of Somali refugees and asylum-seekers	240,146
	Support to an inter-agency health evaluation under the Humanitarian Crisis Initiative	200,000
	Strengthening malaria control	180,000
	Reintegration and local settlement - support to 4Rs framework of action	166,600
	Gender Adviser post in the High Commissioner's Office	149,132
	Visibility and communications project	130,719
	Activities to sensitize sports federations to refugee matters	130,281
	Refugees status determination/resettlement training programme	100,000
	Support for HIV prevention among refugees in West Africa	100,000
	Nansen Refugee Award	100,000
	Improving HIV/AIDS interventions for displaced populations	83,333
	CD-ROM for protection induction	69,750
	Assistance to the goodwill ambassador programme, protection issues and field operations	46,252
	UNHCR participation in the Davos Economic Forum	38,462
	Support to HIV/AIDS programme in Ethiopia	10,420
	Strengthening accountability for age, gender and diversity mainstreaming	6,000
Sub-total		13,759,176

HEADQUARTERS		
	Strengthening protection capacity project	901,387
	Comprehensive Plan of Action for Somalia	128,319
	Staff Development Section pilot induction project	89,670
	Extension of Senior Liaison Officer post linked to the CPA for Somali refugees	80,850
Sub-total		1,200,226
Total transferred		37,441,486
Balance		12,558,514