


A young girl uses a makeshift bamboo bridge to get to a nearby market near Luvungi, DRC.

## | OPERATIONAL HIGHLIGHTS |

- By strengthening emergency preparedness and regional contingency planning, UNHCR was able to respond effectively to the needs of thousands of displaced Somalis.
- UNHCR reinforced its protection capability in Southern Sudan to help the authorities deal with the large-scale movement of people to the region in anticipation of the referendum in January 2011.
- Protection and assistance were provided to some 130,000 refugees who fled from the Democratic Republic of the Congo (DRC) to the Central African Republic (CAR) and the Republic of the Congo.
- UNHCR activated coordination mechanisms and initiated relief operations to respond to the population displacement that followed the disputed November 2010 elections in Côte d'Ivoire.
- UNHCR facilitated the integration of some 165,000 newly naturalized Tanzanians.
- Progress was made in the implementation of the self-reliance strategy for Eritrean refugees in eastern Sudan.
- More than 24,100 refugees in Africa were submitted for resettlement in 2010.
- By the end of the year, 30 countries had signed the African Union Convention on the Protection and Assistance of Internally Displaced Persons in Africa, with four having ratified it. The Convention needs 15 ratifications to come into force.
- A series of tripartite agreements between the DRC, neighbouring countries and UNHCR allowed vital progress to be made in the return of refugees to the DRC. Some 9,250 Congolese repatriated from Zambia during the year, bringing organized returns from that country to a close.



# AFRICA

## | Working environment |

UNHCR recognizes the extraordinary contribution made to its programmes by the governments and people of refugee-hosting countries in sub-Saharan Africa. While the Office provides basic assistance to refugees, they are sustained in important ways by the resources of their hosting communities.

At the end of the year, there were some 10 million people of concern in sub-Saharan Africa, including more than 2.1 million refugees and over 6.2 million internally displaced persons (IDPs). While the overall numbers have remained stable compared to previous years, they include new displacements, in particular in the East and Horn of Africa, and a significant number of IDP returns, notably in Central Africa and the Great Lakes region.

In the East and Horn of Africa, UNHCR's work was dominated by the violence in Somalia and developments related to the Comprehensive Peace Agreement in Sudan. Continual political turmoil and violence in central and south Somalia, as well as severe drought, displaced tens of thousands of people, both inside Somalia and across its borders. Facilities and services in the camps in neighbouring countries were strained even more by the ongoing influx. While new camps were opened in Djibouti and Ethiopia, the expansion of a refugee camp and the relocation of refugees in north-eastern Kenya were halted following local opposition and concerns about security.

Sudan continues to be the stage for a complex humanitarian operation, involving IDPs and refugees in Darfur, millions of IDPs in Khartoum, a prolonged refugee situation in the east and returnees in the south. Tens of thousands of people moved to Southern Sudan in anticipation of the January 2011 referendum. UNHCR responded by strengthening its presence and protection monitoring capacity in the region.

In Central Africa and the Great Lakes region, the Lord's Resistance Army continued to commit atrocities against civilians, sending refugees into Chad, CAR, the DRC, the Republic of the Congo and Sudan. Sexual and gender-based violence remained a cruel reality in many places in sub-Saharan Africa.

In West Africa, the crisis in Côte d'Ivoire occurred just as UNHCR was reducing the size and scope of its activities in the subregion. Major operations had ended, with the majority of refugees having found a durable solution, mostly through repatriation and local integration facilitated by the ECOWAS protocols on free movement. UNHCR

participated in inter-agency contingency planning in view of the various contested elections that took place in the region in 2010. When the political stalemate and violence that followed the elections in Côte d'Ivoire in late November resulted in refugee movements into neighbouring countries, UNHCR reinforced its capacity and presence significantly in order to be able to respond adequately.

In Southern Africa, UNHCR's work was dominated by the growing number of people moving to South Africa, both for economic and protection-related reasons. Since 2008, South Africa has been receiving the highest number of asylum-seekers worldwide.

## | Achievements and impact |

### ● Promoting a favourable protection environment

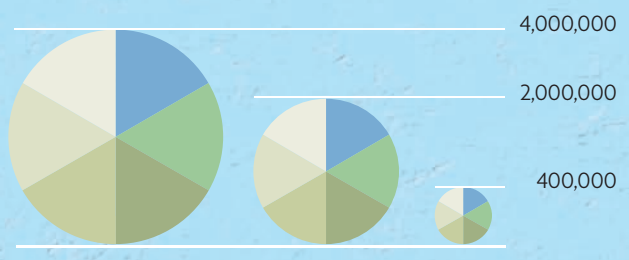
In West Africa, there has been progress in building the capacity of national refugee boards in recent years, resulting in asylum systems and procedures becoming fairer. No country is refusing to consider asylum applications based on nationality and no cases of *refoulement*, expulsion or unjustified detention were reported during the year. Responding quickly to the influx of refugees from Côte d'Ivoire, the Governments of Guinea, Liberia and Togo announced that Ivorian refugees would be recognized on a *prima facie* basis. Years of training of national immigration authorities in Ghana paid off, as officers made sure that protection principles and procedures were respected during the refugee influx.

The protection environment in the East and Horn of Africa remained complicated. By late December 2010, there were more than 653,000 Somali refugees in the region, living mainly in overcrowded refugee camps in Djibouti, Ethiopia and Kenya. Host communities have been sharing meagre resources with the Somalis for decades and are showing a growing reluctance to continue doing so. Following the bombing in Kampala in July 2010, for which the Al Shabaab militia claimed responsibility, security controls in the region became stricter and Somali nationals faced more restrictive measures. Targeted interventions by UNHCR have helped improve the protection space.

In September 2010, the United Republic of Tanzania hosted a regional conference on refugee protection and international migration, which was organized by UNHCR and IOM. The discussions focused on mixed-migration movements from the East and Horn of Africa and the Great Lakes regions to Southern Africa. Outcomes of the conference included a set of



Population size



- Refugees
- Asylum-seekers
- Returnees (refugees and IDPs)
- Stateless persons
- IDPs
- Others of concern

specific recommendations on how to respond to these mixed-migratory flows in a protection-sensitive manner through reviews of legislation and policy, capacity-building, outreach, cooperation and coordination.

UNHCR is working with partners to map situations of statelessness and evaluate existing legal frameworks. Operations in Burundi, Djibouti, Ethiopia, Kenya and in the Southern Africa region have incorporated the results of this exercise in their 2011 programmes. In Sudan, citizenship will be one of the critical issues to be addressed following the referendum.

**Ensuring fair, efficient and non-discriminatory treatment and the provision of adequate documentation**

Registering and documenting displaced people remained a key priority for UNHCR. In eastern Sudan, the verification exercise of Eritrean refugees was concluded, an essential condition for the implementation of the self-reliance strategy for these people. In 11 of the 12 camps in eastern Chad, the registration and verification of refugees were also completed and identity cards were issued to every refugee over the age of 18. In 2010, with the introduction of new standards for refugee travel documents, UNHCR offered technical guidance to help governments make the necessary legislative or regulatory changes.

**Creating safe and secure environments for all people of concern**

Efforts to keep people of concern to UNHCR safe from violence, rape and exploitation were critical in all operations in sub-Saharan Africa. In Chad, for example, UNHCR and UNDP established a joint programme to help the Government assume the security-related tasks of MINURCAT in the east and south.

Widespread and systematic sexual violence continued to be a preoccupying feature of the conflict in the DRC, where UNHCR worked with grassroots organizations, governmental bodies and NGOs as well as the UN Mission in the DRC (MONUSCO) to prevent and mitigate threats, reduce vulnerability and strengthen the resilience of survivors. In eastern Chad, UNHCR intensified sensitization and training sessions in refugee camps, as well as among humanitarian workers, security and police agents, judicial officials and traditional leaders.

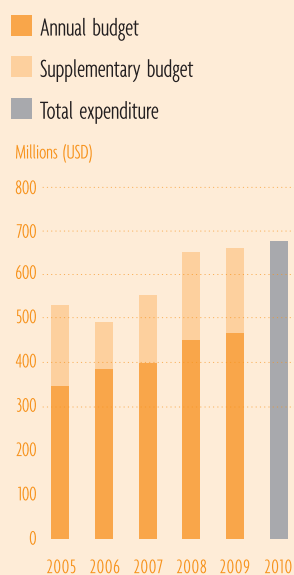
In South Africa, civil society organizations and UNHCR worked together to strengthen the response by the South African Police Services to xenophobic violence. The police

## Financial information

**In 2010, UNHCR's total budget for Africa** stood at USD 1.2 billion, including the initial requirements, as well as those covering additional activities related to the Somalia emergency; the extension of Ifo refugee camp in Kenya; and the influx of DRC refugees into CAR and the Republic of the Congo. Donor support allowed UNHCR to implement activities in the region amounting to USD 675.3 million, slightly more than in 2009.

However, the funding shortfall was significant and had a direct impact on people of concern. For example, women had to walk further to fetch firewood and clean water, exposing them to the risk of rape and violence, while access to secondary and tertiary education remained elusive for many displaced children. Maintenance and upgrading of basic services and facilities had to be postponed, resulting in unsanitary conditions and an increase in respiratory and communicable diseases.

### Expenditure in Africa 2005-2010



have now introduced prevention and response mechanisms to respond to incidents of xenophobia. These efforts, coupled with community-outreach activities and campaigns aired on community radio, resulted in a reduction in violence.

#### ○ Addressing basic needs and providing essential services

During 2010, UNHCR helped hosting countries to provide essential services and address basic needs for millions of people of concern in Africa. In Somalia, despite the challenges related to limited presence and lack of access, UNHCR provided relief items to some 175,000 displaced people. In southern Chad, sanitary conditions in the refugee camps were improved by enhancing hygiene in washing areas, building latrines and providing refugee management committees with equipment. This resulted in an increase in the percentage of refugees with access to adequate sanitation facilities, from 45 per cent in 2009 to 60 per cent in 2010.

Discussions between UNHCR and the Government of Ethiopia resulted in the introduction of an “out-of-camp” policy for Eritrean refugees, which relaxed restrictions on their movement and improved access to basic services.

#### ○ Redoubling the search for durable solutions

UNHCR facilitated the return of some 42,000 refugees and nearly 1 million IDPs, mostly in the Central Africa and the Great Lakes region, as well as in the East and Horn of Africa. Most of the returnees moved back to desperately poor and devastated areas and needed support to make their returns sustainable.

A series of tripartite agreements between UNHCR, the DRC and neighbouring countries set the stage for an increase in the returns to the DRC. In addition, the return of 160 Angolan refugees from Zambia in late 2010 was the first substantial repatriation to Angola. The return process was delayed by clearance procedures and the lack of reintegration capacity in many of the return areas. Some host governments

have set progress in repatriation as a condition for exploring other possibilities, including local integration.

Attaining self-reliance is a first step towards the local integration of refugees. UNHCR continued to support the local integration of former Sierra Leonean refugees in West Africa. In Tanzania, some 162,000 Burundian refugees have been naturalized. In 2010, the Government of Tanzania launched an appeal for USD 144 million for a five-year programme to relocate and integrate the newly naturalized Tanzanians. UNHCR and UNDP are preparing a joint programme to assist the Government with this task. In December 2010 UNHCR also presented a multi-year self-reliance project for long-staying refugees in eastern Sudan.

Resettlement is part of protection strategies and durable solution plans throughout the region. In 2010, UNHCR submitted more than 24,100 refugees for resettlement, mostly from the East and Horn of Africa region. However, these 24,100 people represent only 36 per cent of the more than 67,000 refugees identified as in need of this durable solution.

## | Constraints |

A shrinking of protection space for asylum-seekers was observed in some parts of Africa, in part due to an increase in concerns about security. In many countries, mixed migration has resulted in domestic pressure to reduce the presence of foreign nationals, who are often seen as competitors for limited resources. This has resulted in reduced access to asylum procedures and the forcible return of people who might be in need of international protection.

The security and safety of people of concern to UNHCR and of humanitarian staff remained a challenge during the reporting period. Access to beneficiaries in several countries was impeded by violence, threats and general lawlessness. In several operations, the risks of car-jacking or kidnapping were part of the operational environment for humanitarian workers. In addition, limited resources hindered UNHCR's ability to achieve key objectives set for 2010 in some operations. ■

## BUDGET AND EXPENDITURE IN AFRICA | USD

Operations		PILLAR 1	PILLAR 2	PILLAR 3	PILLAR 4	Total
		Refugee programme	Stateless programme	Reintegration projects	IDP projects	
<b>CENTRAL AFRICA AND THE GREAT LAKES</b>						
Burundi	Budget	33,980,004	74,933	940,014	44,652	35,039,603
	Expenditure	31,647,010	31,727	0	39,792	31,718,529
Cameroon	Budget	19,834,768	0	0	0	19,834,768
	Expenditure	12,210,101	0	0	0	12,210,101
Central African Republic	Budget	14,420,355	0	0	4,501,187	18,921,542
	Expenditure	9,146,723	0	0	3,448,398	12,595,121
Chad	Budget	145,040,806	0	0	16,031,830	161,072,636
	Expenditure	84,800,667	0	0	10,369,503	95,170,170
Democratic Republic of the Congo	Budget	65,034,856	1,310,000	7,624,405	35,008,873	108,978,134
	Expenditure	42,530,997	1,300,835	7,584,900	21,918,889	73,335,621
Gabon	Budget	3,214,823	0	0	0	3,214,823
	Expenditure	2,411,965	0	0	0	2,411,965
Republic of the Congo	Budget	29,622,036	0	0	0	29,622,036
	Expenditure	13,670,774	0	0	0	13,670,774
Rwanda	Budget	20,694,085	0	1,874,010	0	22,568,095
	Expenditure	9,252,911	0	379,860	0	9,632,771
United Republic of Tanzania	Budget	33,218,997	0	8,733,000	0	41,951,997
	Expenditure	25,353,339	0	3,492,194	0	28,845,533
Subtotal	Budget	365,060,731	1,384,933	19,171,429	55,586,542	441,203,635
	Expenditure	231,024,487	1,332,562	11,456,954	35,776,582	279,590,585

Operations		PILLAR 1 Refugee programme	PILLAR 2 Stateless programme	PILLAR 3 Reintegration projects	PILLAR 4 IDP projects	Total
<b>EAST AND HORN OF AFRICA</b>						
Djibouti	Budget	20,654,396	151,000	0	0	20,805,396
	Expenditure	7,613,121	143,683	0	0	7,756,804
Eritrea	Budget	5,982,251	0	0	0	5,982,251
	Expenditure	4,579,459	0	0	0	4,579,459
Ethiopia <sup>1</sup>	Budget	100,174,528	0	0	0	100,174,528
	Expenditure	44,547,288	0	0	0	44,547,288
Kenya <sup>2</sup>	Budget	184,852,946	890,000	0	0	185,742,946
	Expenditure	96,699,879	869,433	0	0	97,569,312
Regional Activities	Budget	265,832	0	0	0	265,832
	Expenditure	265,832	0	0	0	265,832
Somalia	Budget	17,407,488	0	2,117,000	47,782,485	67,306,973
	Expenditure	6,780,959	0	2,114,198	9,530,820	18,425,977
Sudan	Budget	129,580,600	0	15,714,442	38,087,882	183,382,924
	Expenditure	49,120,634	0	13,873,351	31,085,320	94,079,305
Uganda	Budget	44,580,725	0	15,828	8,891,640	53,488,193
	Expenditure	22,960,989	0	0	8,763,981	31,724,970
Subtotal	Budget	503,498,766	1,041,000	17,847,270	94,762,007	617,149,042
	Expenditure	232,568,161	1,013,116	15,987,549	49,380,121	298,948,947
<b>WEST AFRICA</b>						
Côte d'Ivoire	Budget	9,967,876	2,120,000	0	3,385,000	15,472,876
	Expenditure	4,281,895	1,080,737	0	1,909,716	7,272,348
Ghana	Budget	8,547,044	0	0	0	8,547,044
	Expenditure	4,831,161	0	0	0	4,831,161
Guinea	Budget	7,450,443	0	0	0	7,450,443
	Expenditure	5,209,754	0	0	0	5,209,754
Liberia	Budget	8,084,051	0	1,900,000	0	9,984,051
	Expenditure	6,564,897	0	1,839,742	0	8,404,638
Senegal Regional Office <sup>3</sup>	Budget	35,561,032	380,000	5,426,248	2,950,545	44,317,825
	Expenditure	23,848,061	265,721	0	2,297,008	26,410,790
Subtotal	Budget	69,610,446	2,500,000	7,326,248	6,335,545	85,772,239
	Expenditure	44,735,768	1,346,458	1,839,742	4,206,724	52,128,691

Operations		PILLAR 1 Refugee programme	PILLAR 2 Stateless programme	PILLAR 3 Reintegration projects	PILLAR 4 IDP projects	Total
<b>SOUTHERN AFRICA</b>						
Angola	Budget	8,128,128	0	4,710,000	0	12,838,128
	Expenditure	3,398,486	0	862,394	0	4,260,880
Botswana	Budget	3,849,645	0	0	0	3,849,645
	Expenditure	2,682,725	0	0	0	2,682,725
Mozambique	Budget	3,693,709	130,000	0	0	3,823,709
	Expenditure	3,014,870	125,988	0	0	3,140,858
Malawi	Budget	3,637,874	0	0	0	3,637,874
	Expenditure	2,585,093	0	0	0	2,585,093
Namibia	Budget	4,850,069	0	60,000	0	4,910,069
	Expenditure	3,442,596	0	55,100	0	3,497,696
South Africa Regional Office <sup>4</sup>	Budget	27,556,294	750,000	0	0	28,306,294
	Expenditure	12,266,051	720,993	0	0	12,987,044
Zambia	Budget	12,273,937	0	0	0	12,273,937
	Expenditure	9,892,334	0	0	0	9,892,334
Zimbabwe	Budget	3,611,588	210,000	1,691,865	2,970,875	8,484,328
	Expenditure	2,328,796	202,280	968,469	2,125,122	5,624,667
Subtotal	Budget	67,601,244	1,090,000	6,461,865	2,970,875	78,123,984
	Expenditure	39,610,951	1,049,261	1,885,963	2,125,122	44,671,297
Total	Budget	1,005,771,187	6,015,933	50,806,811	159,654,969	1,222,248,899
	Expenditure	547,939,367	4,741,397	31,170,208	91,488,549	675,339,520

<sup>1</sup> Includes the Regional Office for the African Union and the Economic Commission for Africa in Addis Ababa.

<sup>2</sup> Includes regional activities under the Regional Support Hub in Nairobi.

<sup>3</sup> Includes activities in Benin, Burkina Faso, Gambia, Guinea-Bissau, Mali, Nigeria, Sierra Leone and Togo.

<sup>4</sup> Includes regional activities in Southern Africa.



## VOLUNTARY CONTRIBUTIONS TO AFRICA | USD

Donor	PILLAR 1 Refugee programme	PILLAR 3 Reintegration projects	PILLAR 4 IDP projects	All pillars	Total
African Union	200,000		100,000	300,000	600,000
ANA Aeroportos Portugal	30,525				30,525
Australia			3,252,788	6,118,881	9,371,669
Australia for UNHCR	654,791		101,790	292,848	1,049,430
Austria	915,751				915,751
Belgium	4,623,921		2,157,830		6,781,751
Canada				14,657,090	14,657,090
Central Emergency Response Fund (CERF)	20,653,502		7,189,757		27,843,259
Charities Aid Foundation	86,651		2,927	908	90,485
Church of Latter-day Saints (USA)	850,050				850,050
Common Humanitarian Fund for Sudan	6,598,180	500,000	3,080,894		10,179,074
Common Humanitarian Fund for the CAR			250,000		250,000
Denmark		1,174,770	271,101	9,309,253	10,755,124
Deutsche Stiftung für UNO-Flüchtlingshilfe (Germany)	963,419				963,419
Dutch Postcode Lottery (Netherlands)		105,532			105,532
Economic Community of West African States	4,105,198				4,105,198
Egypt				25,000	25,000
Energias de Portugal	1,099,393				1,099,393
España con ACNUR (Spain)	201,695			402,693	604,387
European Commission	25,743,381	1,172,363	7,433,967		34,349,711
Finland				9,204,180	9,204,180
Fundação Calouste Gulbenkian (Portugal)				123,305	123,305
France	1,071,637	539,811	1,417,004		3,028,453
Germany	14,057,767	1,405,648	243,564		15,706,979
Great Lakes Initiative on HIV and AIDS (GLIA)	133,088				133,088
HQ online donations	8,246			10,798	19,044
Intergovernmental Authority on Development (IGAD)	549,334				549,334
Italy	1,540,565		1,542,641		3,083,206
Japan	30,129,962	2,993,900	7,876,138	24,219,591	65,219,591
Japan Association for UNHCR	458,293			125,758	584,051
Lego	239,580				239,580
Liechtenstein				97,087	97,087
Luxembourg			87,015	5,988,456	6,075,471
Monaco				144,300	144,300
Morneau Sobeco	159,701				159,701

<i>Donor</i>	<b>PILLAR 1</b> Refugee programme	<b>PILLAR 3</b> Reintegration projects	<b>PILLAR 4</b> IDP projects	All pillars	<b>Total</b>
Netherlands	835,190			2,377,620	3,212,810
Norway	1,310,963	468,311	1,561,037		3,340,310
Pooled Funds for the DRC	918,285		910,519		1,828,804
PricewaterhouseCoopers Ltd.	2,245				2,245
Private donors in Angola	306,824				306,824
Private donors in Canada	81,551				81,551
Private donors in China				1,211	1,211
Private donors in Italy	107,971				107,971
Private donors in Portugal	121,330			13,889	135,219
Private donors in UK	486		184	4,209	4,879
Private donors in USA				20	20
Private donors in the Republic of Korea		78			78
Procter & Gamble	2,397,894				2,397,894
<i>REN Redes Energeticas Nacionas</i>	70,028				70,028
Republic of Korea	400,000				400,000
Slovenia	40,377				40,377
South Africa	71,188			107,721	178,909
Spain	5,237,749	2,074,326	2,560,043		9,872,118
Stabilization and Recovery Fund in Eastern DRC			760,024		760,024
Ikea Foundation (Netherlands)	499,178				499,178
<i>Stichting Vluchteling</i> (Netherlands)			142,665		142,665
Sweden	688,705			53,850,327	54,539,032
Switzerland	3,280,781		1,271,186	1,274,074	5,826,041
UN Delivering as One	1,049,500			28,435	1,077,935
UN Development Programme	39,625				39,625
UN Peacebuilding Fund	1,596,869				1,596,869
UN Population Fund	117,700				117,700
UN Programme on HIV and AIDS	691,336				691,336
UN Trust Fund for Human Security	280,905		282,202		563,107
United Kingdom	7,392,656		5,952,000	4,706,120	18,050,776
United States of America	32,299,825			194,355,674	226,655,499
USA for UNHCR	137,456		114,690	736,311	988,457
<b>Total</b>	<b>175,051,249</b>	<b>10,434,739</b>	<b>48,561,966</b>	<b>328,475,759</b>	<b>562,523,713</b>

Note: Includes indirect support costs that are recovered from contributions to Pillars 3 and 4, supplementary budgets and the "New or additional activities – mandate-related" (NAM) reserve.