

WEEKLY UPDATE | Voluntary Repatriation of Somali Refugees From Kenya.

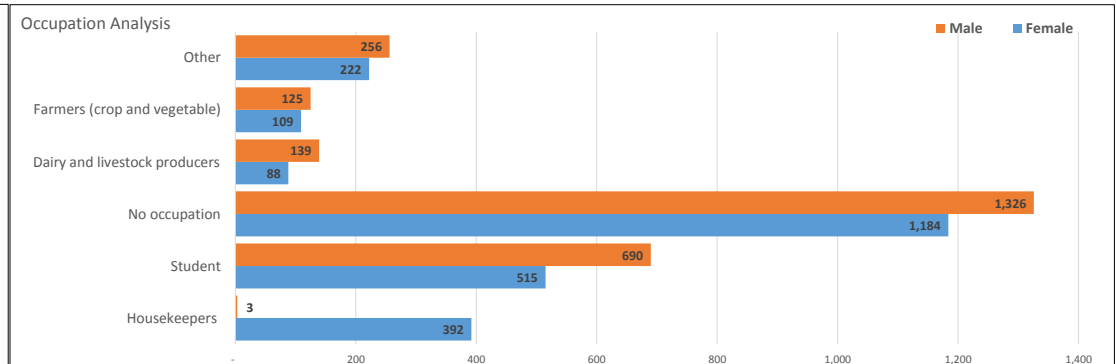
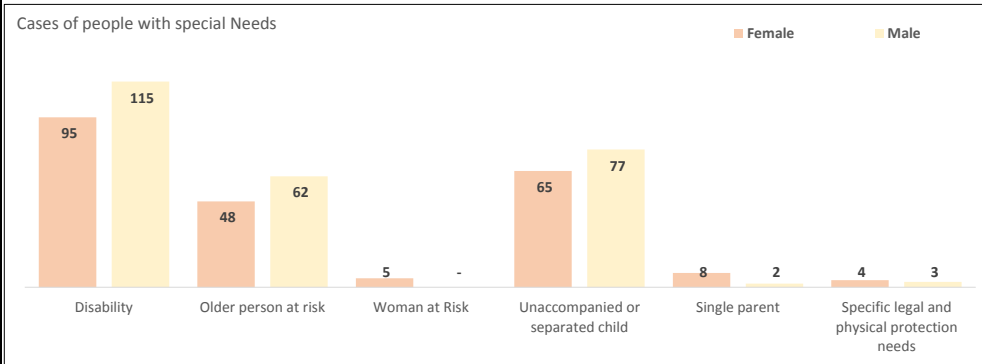
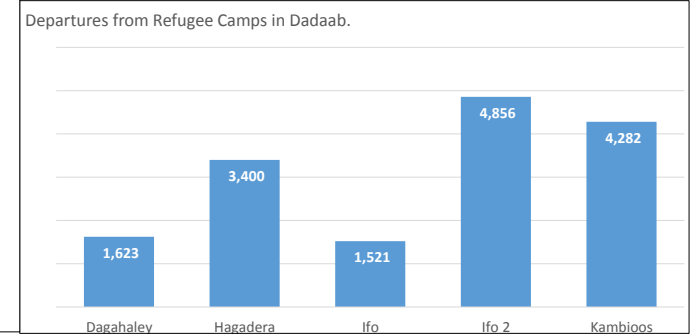
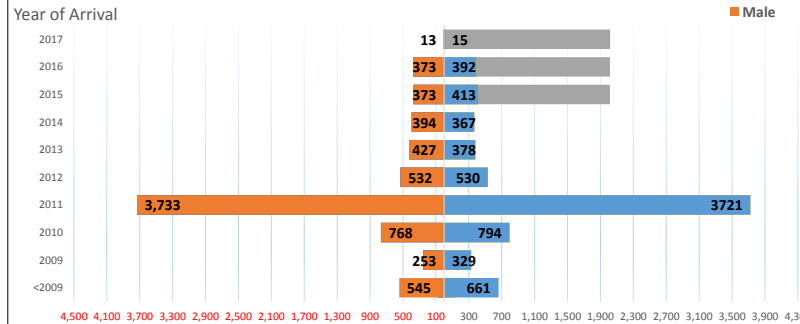
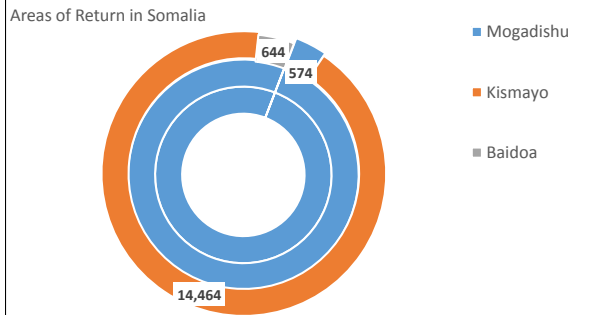
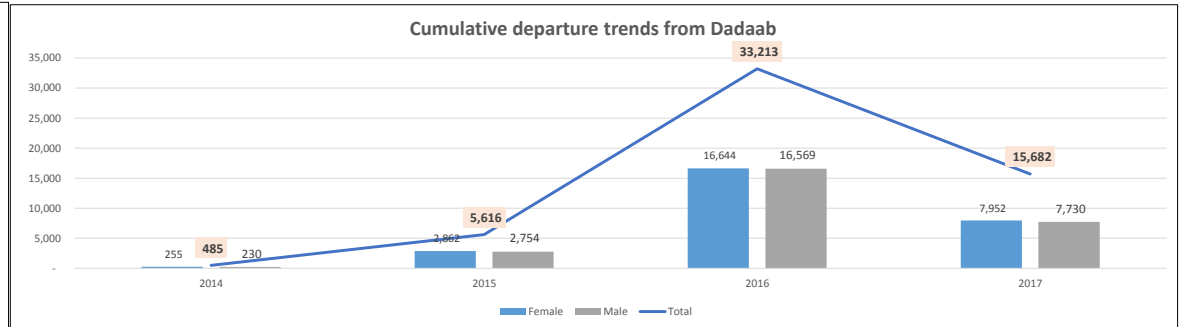
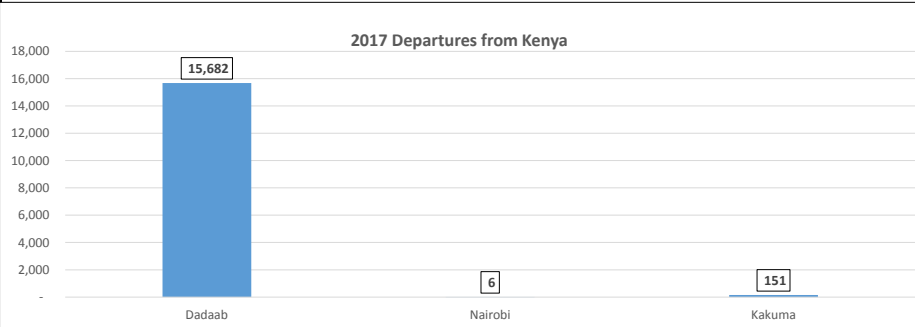
2017 DEPARTURES FROM KENYA	
Location	Individuals
Dadaab	15,682
Nairobi	6
Kakuma	151
Grand Total	15,839

CUMULATIVE DEPARTURES FROM KENYA	
Location	Location
Dadaab	54,996
Nairobi	30
Kakuma	626
Grand Total	55,652

CUMULATIVE DEPARTURES FROM DADAAB			
Year	Female	Male	Total
2014	255	230	485
2015	2,862	2,754	5,616
2016	16,644	16,569	33,213
2017	7,952	7,730	15,682
Total	27,713	27,283	54,996

2017 DADAAB SUMMARY	
Details	Totals
No. of Households	3,207
No. of Individuals	15,682
No. of Females	7,952
No. of Males	7,730
No. of Special Needs	484

CONVOYS SUMMARY	
ROAD CONVOYS	128
FLIGHTS	
Mogadishu	177
Kismayu	51
Baidoa	29



Source: UNHCR S.O Dadaab (ProGres)

Contacts: Protection Coordinator: kuindje@unhcr.org

Profile of Voluntary Repatriation Departures

Cumulative Analysis

Reported Departures from the 1st January to 10th March 2017

Breakdown by Camp of Asylum, Age and Gender

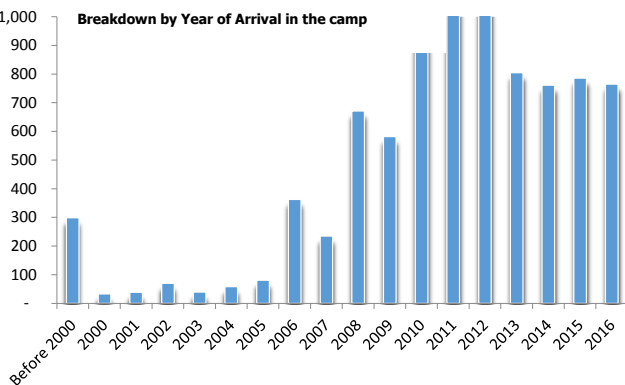
Breakdown by Marital Status

Camp	0 - 4			5 - 11			12 - 17			18 - 59			60+			Grand Total			Marital Status	Female	Male	Total	%
	F	M	Total	F	M	Total	F	M	Total	F	M	Total	F	M	Total	Persons	%	HouseHolds					
Dagahaley	179	166	345	264	237	501	140	153	293	271	178	449	23	12	35	1,623	11%	312	Divorced	202	50	252	2%
Hagadera	357	382	739	475	446	921	271	332	603	628	405	1,033	50	54	104	3,400	23%	742	Married	1,884	1,166	3,050	19%
Ifo	146	175	321	200	216	416	135	170	305	274	154	428	26	25	51	1,521	10%	326	Single	5,605	6,465	12,070	77%
Ifo 2	462	439	901	596	30	626	477	566	1,043	797	678	1,475	59	88	147	4,192	10700%	986	Separated	10	2	12	0%
Kambioos	431	441	872	569	626	1,195	385	465	850	701	595	1,296	36	63	99	4,312	29%	841	Windowed	251	47	298	2%
Grand Total	1,575	1,603	3,178	2,104	3,109	3,659	1,408	1,686	3,094	2,671	2,010	4,681	194	242	436	15,048	-	3,207	Grand Total	7,952	7,730	15,682	-

NB: 9931 returnees are minors representing 68% and 5117 are adults (34%).

Breakdown by Year of Arrival in the camp

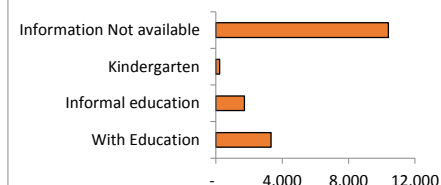
Arrival Year	F	M	Total	%
Before 2000	181	118	299	2%
2000	15	18	33	0%
2001	19	20	39	0%
2002	38	32	70	0%
2003	18	22	40	0%
2004	35	24	59	0%
2005	38	43	81	1%
2006	191	172	363	2%
2007	126	109	235	1%
2008	352	319	671	4%
2009	329	253	582	4%
2010	794	768	1,562	10%
2011	3,721	3,733	7,454	48%
2012	530	532	1,062	7%
2013	378	427	805	5%
2014	367	394	761	5%
2015	413	373	786	5%
2016	392	373	765	5%
Grand Total	7,937	7,730	15,667	-



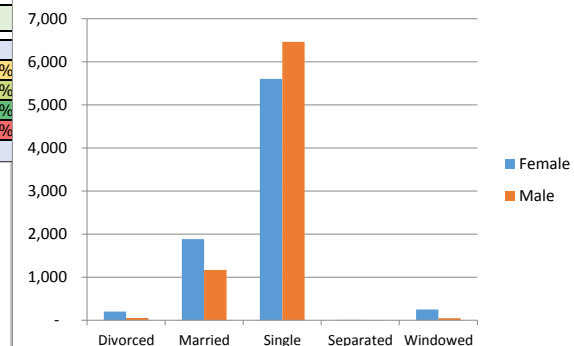
Breakdown by Education Level

Education Level	Total	%
With Education	3,327	21%
Informal education	1,725	11%
Kindergarten	231	1%
Information Not available	10,399	66%
Grand Total	15,682	-

Education Level Analysis

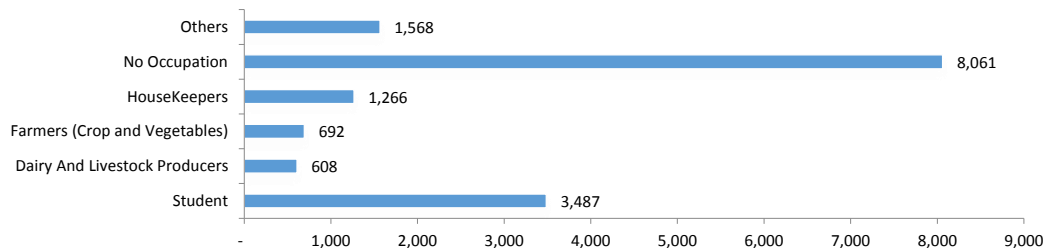


Marital Status Analysis



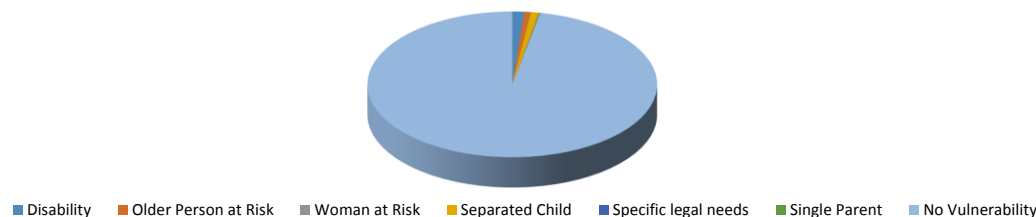
Breakdown by Occupation

Occupation	Total	%
Student	3,487	22%
Dairy And Livestock Producers	608	4%
Farmers (Crop and Vegetables)	692	4%
HouseKeepers	1,266	8%
No Occupation	8,061	51%
Others	1,568	10%
Grand Total	15,682	-



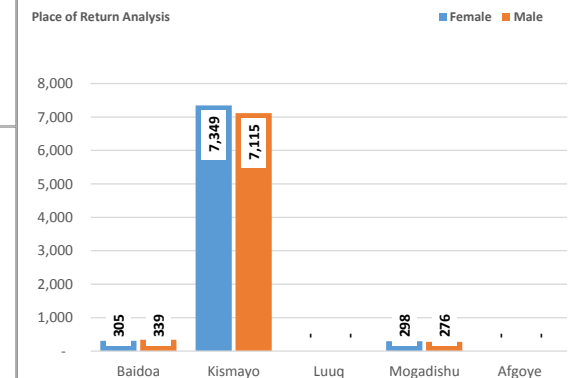
Breakdown by Vulnerability

Vulnerability	Individuals	%
Disability	210	1%
Older Person at Risk	110	1%
Woman at Risk	5	0%
Separated Child	142	1%
Specific legal needs	7	0%
Single Parent	10	0%
No Vulnerability	15,198	97%
Grand Total	15,682	-



Breakdown by Place of Return

Return Area	Female	Male	Total	%
Baidoa	305	339	644	4%
Kismayo	7,349	7,115	14,464	92%
Luuq	-	-	-	0%
Mogadishu	298	276	574	4%
Afgoye	-	-	-	0%
Grand Total	7,952	7,730	15,682	-

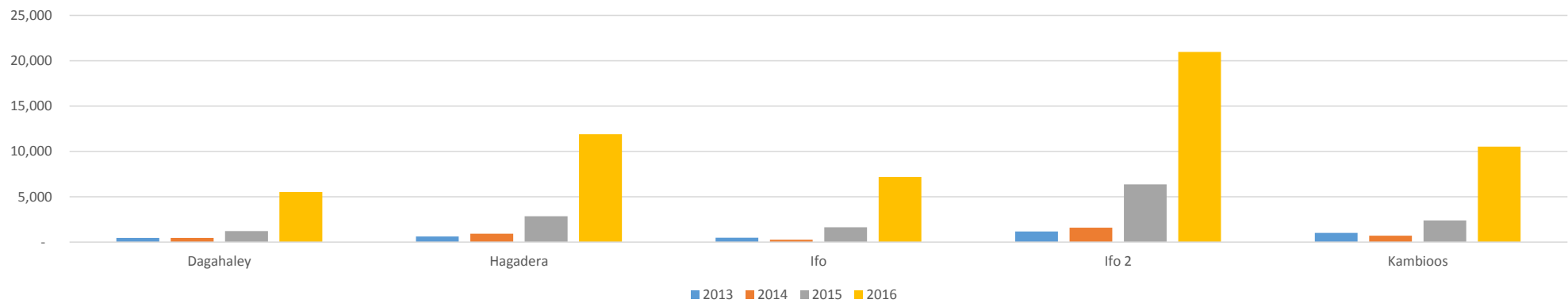


Trends of POCs Approaching the Return Help Desk

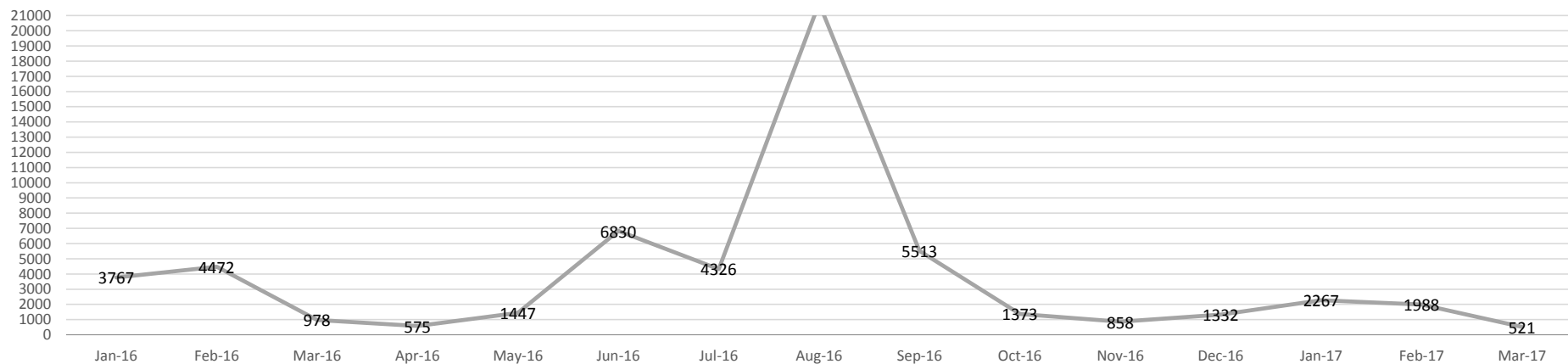
Trends POCs Approaching Return Help Desk Per Year Per Camp as of 10 March 2017

Years	Dagahaley	Hagadera	Ifo	Ifo 2	Kambioos	Total	
2013		457	615	484	1,171	1,016	3,743
2014		469	917	270	1,586	703	3,945
2015		1,206	2,843	1,636	6,360	2,395	14,440
2016		5,519	11,899	7,178	20,967	10,524	56,087
2017		931	1,002	668	1,714	544	4,859
Grand Total		8,582	17,276	10,236	31,798	15,182	83,074

Trends of POCs Approaching the Return Help Desk per year per camp

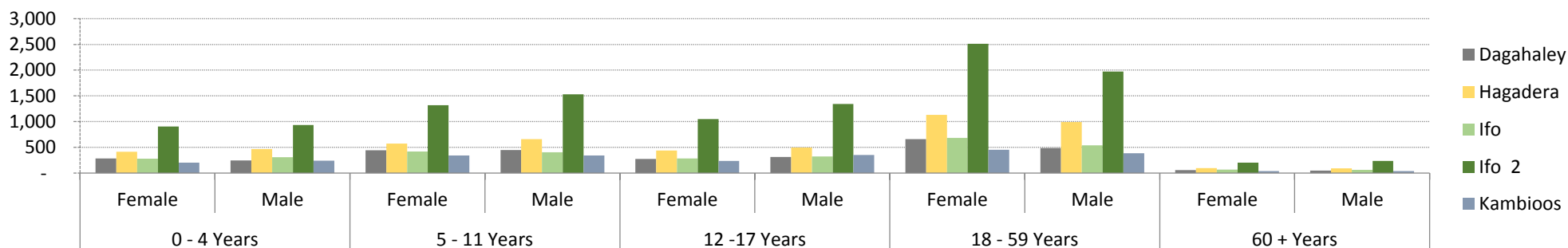


Trends of POCs Approaching the Return Help Desk between January 2016 and March 2017



Return Help Desk Statistics Per Camp for those willing to Return as of 10th March 2017

Camp	0 - 4 Years		5 - 11 Years		12 -17 Years		18 - 59 Years		60 + Years		Total	%
	Female	Male	Female	Male	Female	Male	Female	Male	Female	Male		
Dagahaley	285	248	442	446	276	312	660	488	58	49	3,264	14%
Hagadera	412	468	572	660	437	498	1,130	993	96	93	5,359	22%
Ifo	278	310	419	403	285	324	685	540	70	65	3,379	14%
Ifo 2	905	936	1,317	1,530	1,050	1,341	2,512	1,974	203	235	12,003	50%
Kambioos	202	239	340	341	237	352	455	386	41	37	2,630	11%
Grand Total	2,082	2,201	3,090	3,380	2,285	30	5,442	4,381	468	479	23,838	-



Place of Return to Somalia

Is it Area of Origin?

Place of Return	Yes	No	Unknown	Total
Kismayo	8,393	10,669	169	19,231
Mogadishu	1,545	974	39	2,558
Baidoa	1,550	2,190	61	3,801
Dinsor	45	2	-	47
Luuq	119	202	9	330
Belet Hawa	13	7	5	25
Buale	64	11	5	80
Other	375	180	9	564
Grand Total	12,104	14,235	297	26,636

Time of Return to Somalia per Camp

Camp

Return Period	Dagahaley	Hagadera	Ifo	Ifo 2	Kambioos	Total
3 Months	3,258	5,351	3,302	11,810	2,602	26,323
3 to 6 Months	1	8	34	153	21	217
In one year period	-	-	-	11	-	11
Other	5	-	43	29	7	84
Grand Total	3,264	5,359	3,379	12,003	2,630	26,635

"Other" Place of Return refers to: Sakow, Bardera, Afmadow, Jamame, El Waq, Jilib, Marka, Afgoye, Belet Weyne, Garbahare, Abduwaq, Wajid, Kurtun Warey, Barbera, Qansah Dere, Jowhar, Bosaso and Galkayo

Status	Total	Description
Total Interviewed	77,485	From the launch of Return Help Desk in all Dadaab's camps at the end of November 2013; 77,485 PoCs were interviewed and 77,260 among them have expressed their intention to repatriate to Somalia. 54,996 Individuals have been repatriated to Somalia as of 10th March 2017. have been inactivated in proGres database for No-show or spontaneous departure. While 26,636 refugees willing to return (in principle) remain active.
Willing to Return	77,260	
Not willing to Return	225	
Returnees	54,996	Despite the relatively high number of refugees who have indicated their willingness to return, some have changed their mind which has impacted the voluntary repatriation plans. It is also worth noting that in the absence of finalized plan (which is almost done) for the assistance to returnees going to areas beyond the 9 opened for returns, it has not been possible to facilitate the return of refugees going to those areas. This has generated complaints from refugees and may have justified some spontaneous departures. Returns by road to/through Jubbaland have been suspended
Inactivated	4,372	
Active	26,636	