WEEKLY UPDATE | Voluntary Repatriation of Somali Refugees From Kenya.

2017 DEPARTURES FROM KENYA

Location	Female	Male	Total
Dadaab	14,617	14,593	29,210
Nairobi	16	11	27
Kakuma	582	634	1,216
Grand Total	15,215	15,238	30,453

CUMULATIVE DEPARTURES FROM KENYA

Location	Female	Male	Total
Dadaab	34,378	34,146	68,524
Nairobi	25	26	51
Kakuma	847	921	1,768
Grand Total	35,250	35,093	70,343

CUMULATIVE AREA OF RETURN FROM KENYA

Area of Return	Grand Total
Kismayu	45,222
Mogadishu	12,153
Baidoa	9,558
Luuq	3,340
Afmadow	30
Afgoye	40
Total	70,343

CUMULATIVE DEPARTURES FROM DADAAB

Year	Female	Male	Total
2014	255	230	485
2015	2,862	2,754	5,616
2016	16,644	16,569	33,213
2017	14,617	14,593	29,210
Total	34,378	34,146	68,524

2017 DADAAB SUMMARY

Details	Totals
No. of Households	6,371
No. of Individuals	29,210
No. of Females	14,617
No. of Males	14,593
No. of Special Needs	1,139

CONVOYS SUMMARY

ROAD CONVOYS	141
FLIGHTS	392
Mogadishu	210
Kismayu	153
Baidoa	29

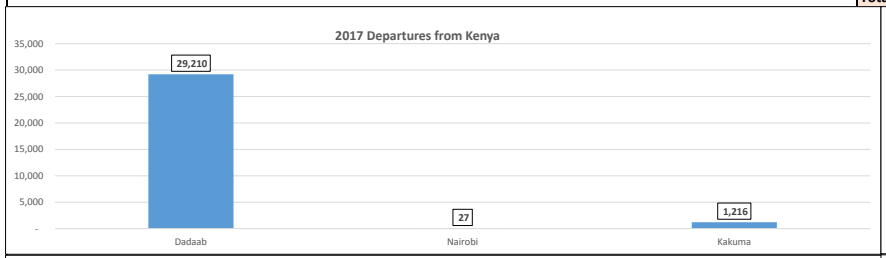

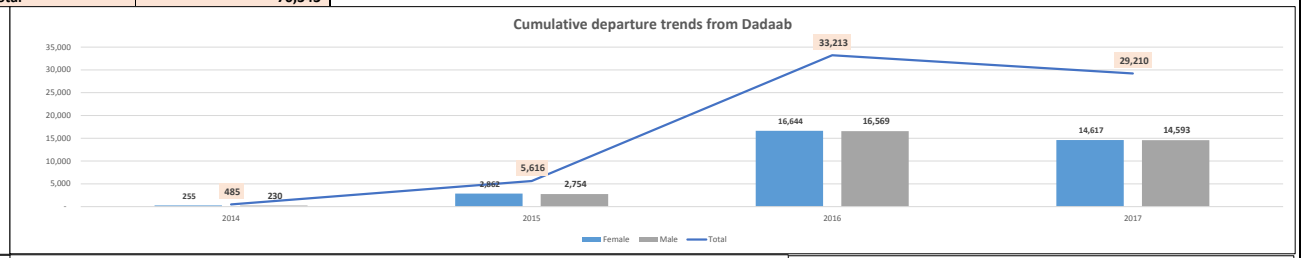

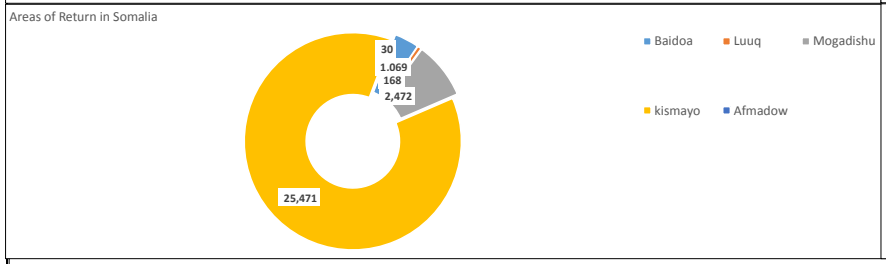

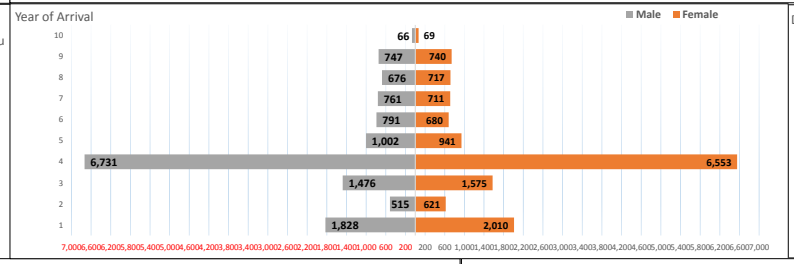

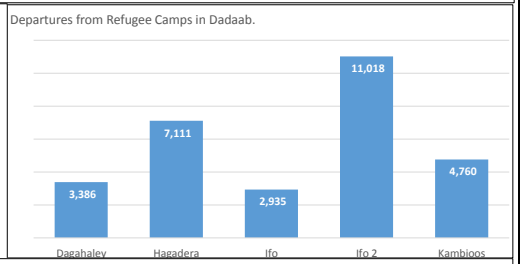

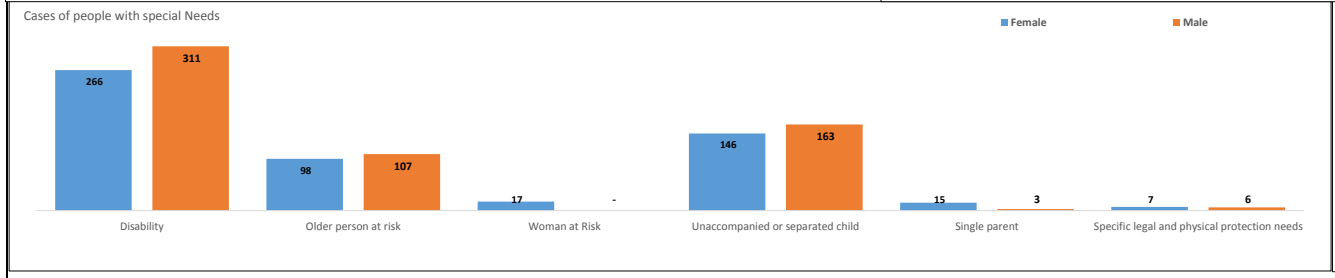

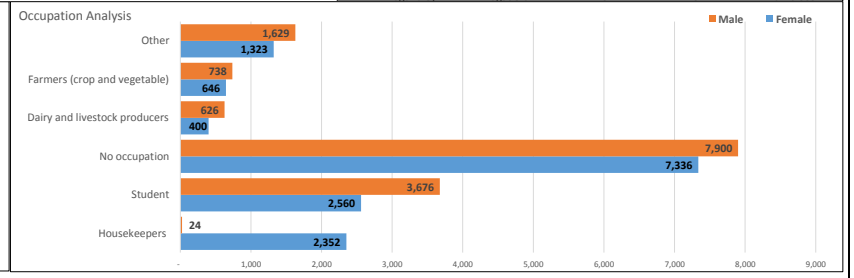

Source: UNHCR S.O Dadaab (ProGres)

Contacts: Mr. Denis Alma Kuindje, Senior Protection Coordinator: kuindje@unhcr.org

Profile of Voluntary Repatriation Departures

Cumulative Analysis

Reported Departures from the 1st January to 4th August 2017

Breakdown by Camp of Asylum, Age and Gender

Camp	0 - 4			5 - 11			12 - 17			18 - 59			60+			Grand Total		
	F	M	Total	F	M	Total	F	M	Total	F	M	Total	F	M	Total	Persons	%	HouseHolds
Dagahaley	340	309	649	525	548	1,073	291	307	598	583	390	973	56	37	93	3,386	11.6%	**719**
Hagadera	667	753	1,420	971	987	1,958	566	670	1,236	1,314	969	2,283	117	97	214	7,111	24.3%	**1742**
Ifo	283	346	629	405	397	802	227	266	493	542	372	914	49	48	97	2,935	10.0%	**735**
Ifo 2	992	1,012	2,004	1,399	1,582	2,981	1,002	1,301	2,303	1,834	1,585	3,419	114	197	311	11,018	37.7%	**2218**
Kambioos	438	469	907	651	685	1,336	426	520	946	780	673	1,453	45	73	118	4,760	16.3%	**957**
Grand Total	**2,720**	**2,889**	**5,609**	**3,951**	**4,199**	**8,150**	**2,512**	**3,064**	**5,576**	**5,053**	**3,989**	**9,042**	**381**	**452**	**833**	**29,210**	**-**	**6,371**

NB: 19335 returnees are minors representing 68% and 9875 are adults (33%).

Breakdown by Marital Status

Marital Status	Female	Male	Total	%
Divorced	400	113	513	1.8%
Married	3,465	2,267	5,732	19.6%
Single	10,218	12,113	22,331	76.4%
Separated	24	8	32	0.1%
Widowed	510	92	602	2.1%
Grand Total	**14,617**	**14,593**	**29,210**	**-**

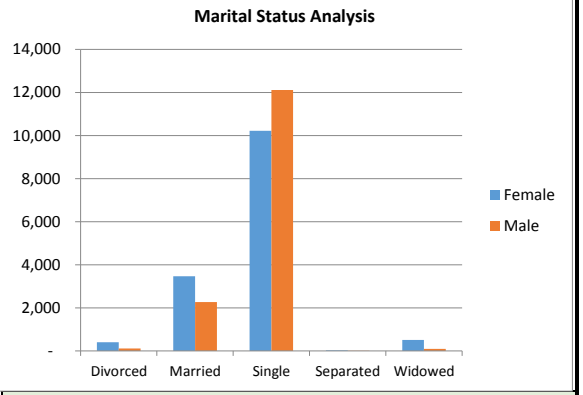

Breakdown by Year of Arrival in the camp

Arrival Year	F	M	Total	%
Before 2000	364	228	592	2.0%
2000	32	24	56	0.2%
2001	35	26	61	0.2%
2002	64	67	131	0.4%
2003	36	43	79	0.3%
2004	54	53	107	0.4%
2005	86	97	183	0.6%
2006	338	343	681	2.3%
2007	217	218	435	1.5%
2008	784	729	1,513	5.2%
2009	621	515	1,136	3.9%
2010	1,575	1,476	3,051	10.4%
2011	6,553	6,731	13,284	45.5%
2012	941	1,002	1,943	6.7%
2013	680	791	1,471	5.0%
2014	711	761	1,472	5.0%
2015	717	676	1,393	4.8%
2016	740	747	1,487	5.1%
2017	69	66	135	0.5%
Grand Total	**14,617**	**14,593**	**29,210**	**-**

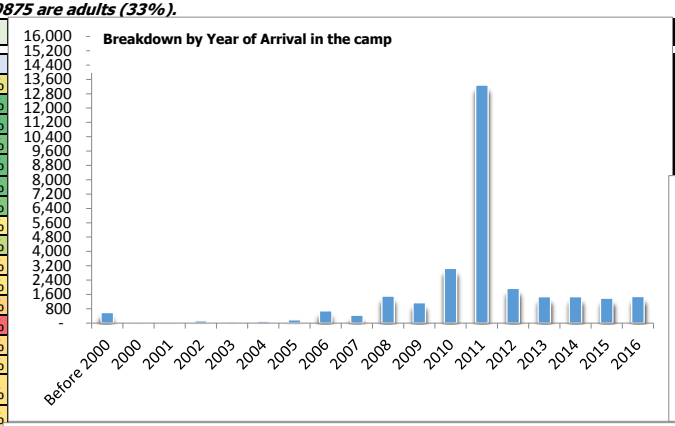

Breakdown by Education Level

Education Level	Total	%
With Education	6,174	21%
Informal education	3,213	11%
Kindergarten	397	1%
Information Not available	19,426	67%
Grand Total	**29,210**	**-**

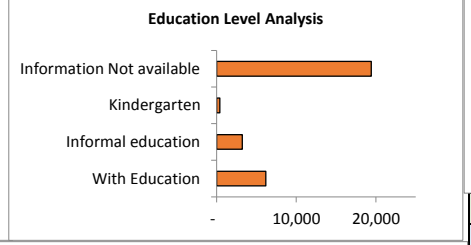

Breakdown by Place of Return

Return Area	Female	Male	Total	%
Baidoa	496	573	1,069	3.7%
Kismayo	12,809	12,662	25,471	87.2%
Luuq	74	94	168	0.6%
Mogadishu	1,218	1,254	2,472	8.5%
Afmadow	20	10	30	0.1%
Grand Total	**14,617**	**14,593**	**29,210**	**-**

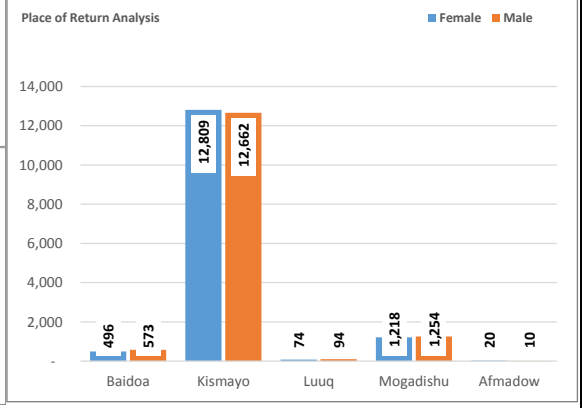

Breakdown by Occupation

Occupation	Total	%
Student	6,236	21.3%
Dairy And Livestock Producers	1,026	3.5%
Farmers (Crop and Vegetables)	1,384	4.7%
HouseKeepers	2,376	8.1%
No Occupation	15,236	52.2%
Others	2,952	10.1%
Grand Total	**29,210**	**-**

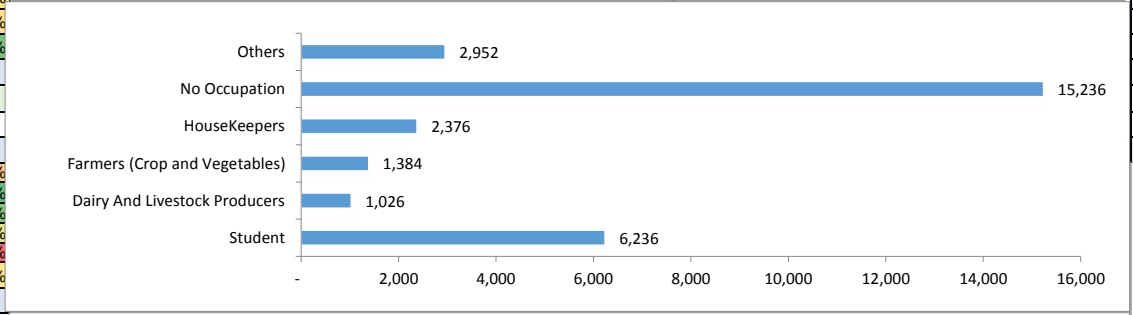

Breakdown by Vulnerability

Vulnerability	Individuals	%
Disability	577	2.0%
Older Person at Risk	205	0.7%
Woman at Risk	17	0.1%
Separated Child	309	1.1%
Specific legal needs	13	0.0%
Single Parent	18	0.1%
No Vulnerability	28,071	96.1%
Grand Total	**29,210**	**-**

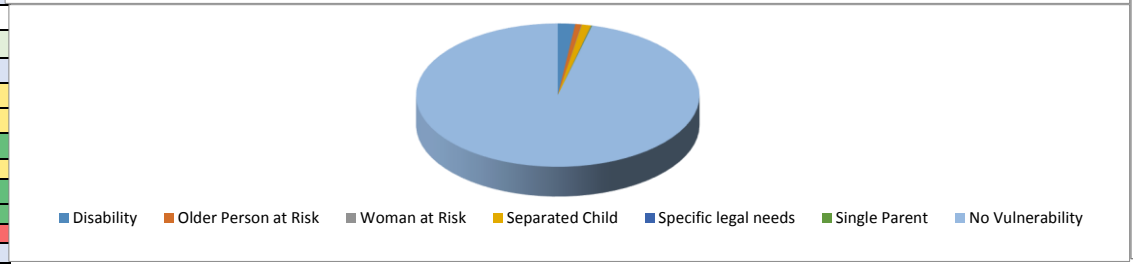

Trends of POCs Approaching the Return Help Desk

Trends POCs Approaching Return Help Desk Per Year Per Camp as of 4th August 2017

Years	Dagahaley	Hagadera	Ifo	Ifo 2	Kambioos	Total
2013	465	627	490	1,186	1,009	3,777
2014	470	925	275	1,618	703	3,991
2015	1,214	2,938	1,685	6,680	2,384	14,901
2016	5,807	12,929	7,481	22,609	10,139	58,965
2017	2,093	2,767	1,414	2,664	455	9,393
Jul-17	84	284	194	156	-	718
Grand Total	**10,133**	**20,470**	**11,539**	**34,913**	**14,690**	**91,745**

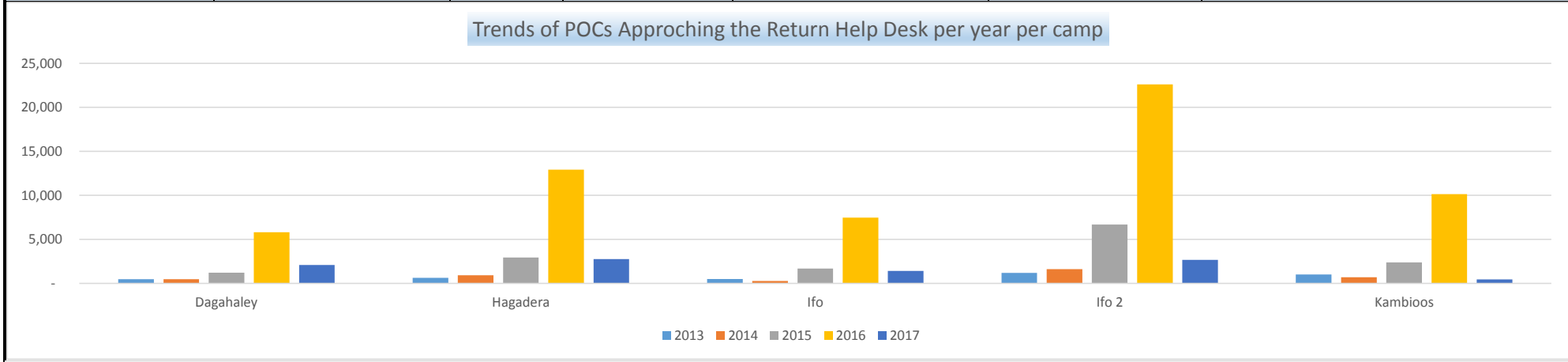

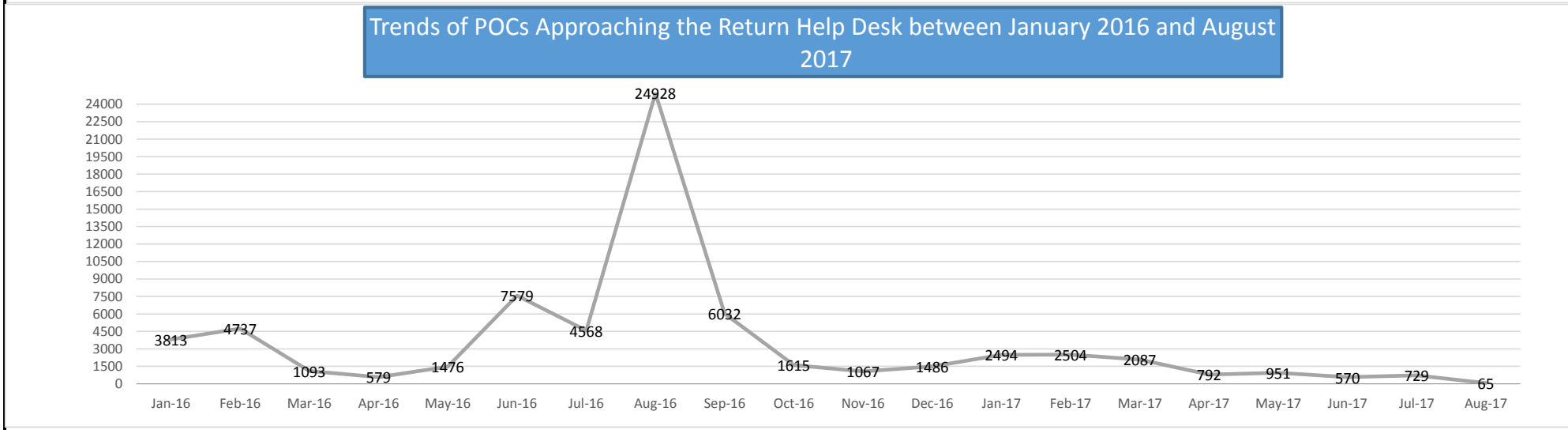

Return Help Desk Statistics Per Camp for those willing to Return as of 4th August 2017

Camp	0 - 4 Years		5 - 11 Years		12 -17 Years		18 - 59 Years		60 + Years		Total	%
	Female	Male	Female	Male	Female	Male	Female	Male	Female	Male		
Dagahaley	225	216	387	360	217	251	520	386	41	37	**2,640**	14%
Hagadera	328	357	484	535	338	428	855	875	76	66	**4,342**	24%
Ifo	240	255	369	357	235	265	609	467	57	50	**2,904**	16%
Ifo 2	670	737	1,065	1,163	781	911	1,613	1,331	135	142	**8,548**	46%
Grand Total	**1,463**	**1,565**	**2,305**	**2,415**	**1,571**	**1,855**	**3,597**	**3,059**	**309**	**295**	**18,434**	-

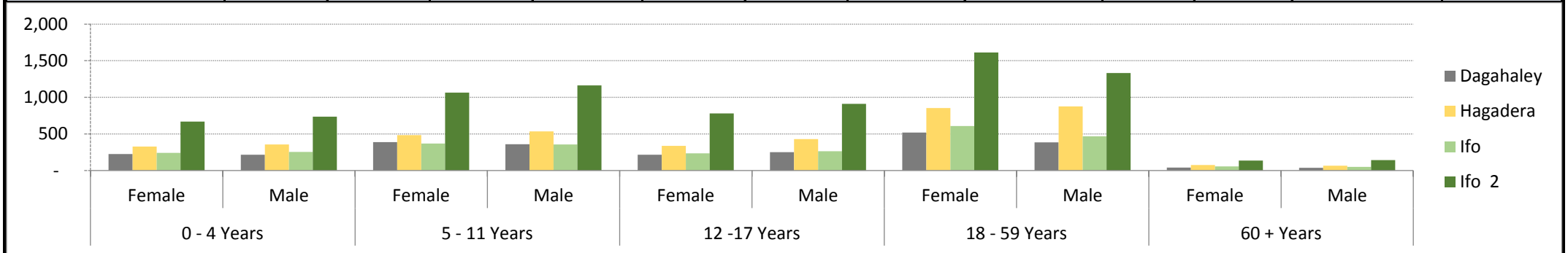

Place of Return to Somalia

Is it Area of Origin?

Place of Return	Yes	No	Unknown	Total
Kismayo	4,957	7,842	62	12,861
Mogadishu	1,183	754	24	1,961
Baidoa	1,099	1,601	23	2,723
Dinsor	22	-	-	22
Luuq	72	141	6	219
Belet Hawa	11	7	5	23
Buale	26	9	5	40
Other	372	203	10	585
Grand Total	**7,742**	**10,557**	**135**	**18,434**

Time of Return to Somalia per Camp

Camp

Return Period	Dagahaley	Hagadera	Ifo	IFO 2	Total	%
3 Months	2,630	4,319	2,835	8,450	18,234	98.92%
3 to 6 Months	1	17	39	76	133	0.72%
In one year period	4	-	-	-	4	0.02%
Other	5	6	30	22	63	0.34%
Grand Total	**2,640**	**4,342**	**2,904**	**8,548**	**18,434**	

"Other" Place of Return refers to: ***Sakow, Bardera, Afmadow, Jamame, El Waq, Jilib, Marka, Afgoye, Belet Weyne, Garbahare, Abduwaq, Wajid, Kurtun Warey, Barbera, Qansah Dere, Jowhar, Bosaso and Galkayo***

Status	Total
Total Interviewed	**91,834**
Willing to Return	**91,246**
Not willing to Return	**588**
Returnees	**68,524**
Inactivated	**4,288**
Active	**18,434**

From the launch of Return Help Desk in all Dadaab's camps at the end of November 2013; 91,834 PoCs were interviewed and 91,246 among them have expressed their intention to repatriate to Somalia. 68,524 Individuals have been repatriated to Somalia as of 4th August 2017. 4,288 have been inactivated in proGres database for No-show or spontaneous departure. While 18,434 refugees willing to return (in principle) remain active.