



WEEKLY UPDATE | Voluntary Repatriation of Somali Refugees From Kenya.

2017 DEPARTURES FROM KENYA			
Location	Female	Male	Total
Dadaab	16,216	16,141	32,357
Nairobi	23	18	41
Kakuma	749	818	1,567
Grand Total	16,988	16,977	33,965

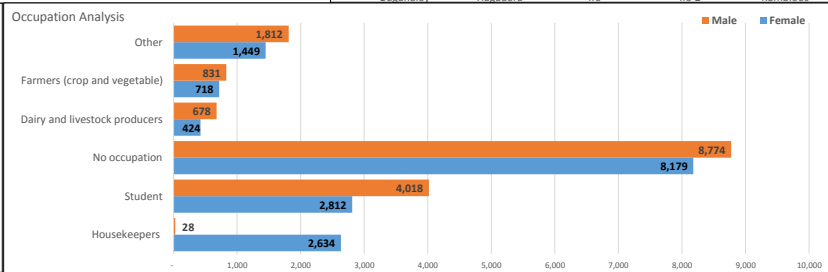
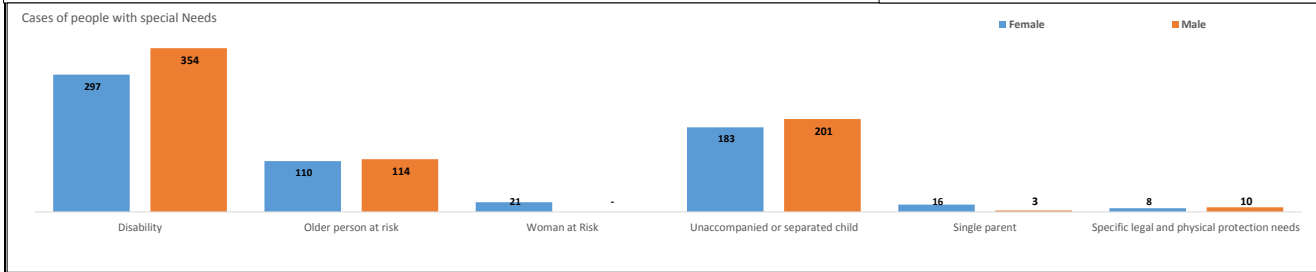
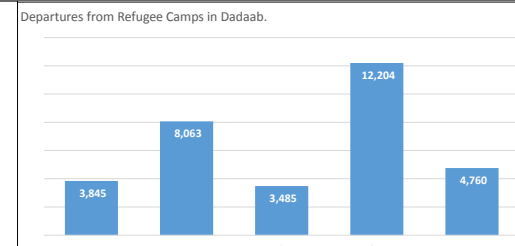
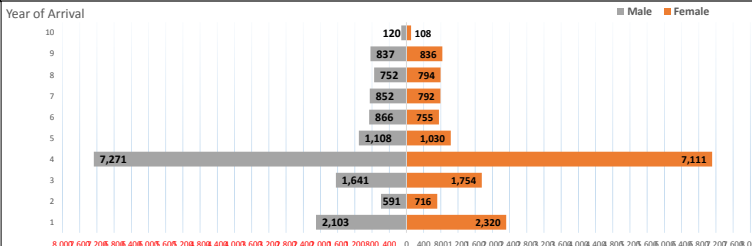
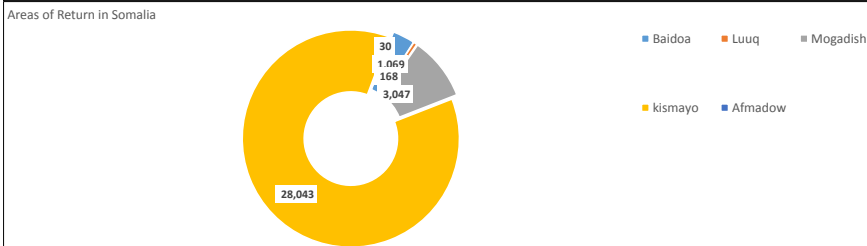
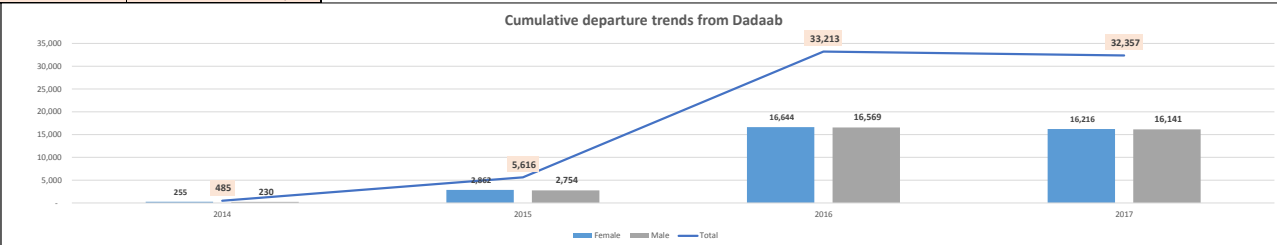
CUMULATIVE DEPARTURES FROM KENYA			
Location	Female	Male	Total
Dadaab	35,977	35,694	71,671
Nairobi	32	33	65
Kakuma	1,014	1,105	2,119
Grand Total	37,023	36,832	73,855

CUMULATIVE AREA OF RETURN FROM KENYA	
Area of Return	Grand Total
Kismayu	47,915
Mogadishu	12,972
Baidoa	9,558
Luuq	3,340
Afmadow	30
Afgoye	40
Total	73,855

CUMULATIVE DEPARTURES FROM DADAAB			
Year	Female	Male	Total
2014	255	230	485
2015	2,862	2,754	5,616
2016	16,644	16,569	33,213
2017	16,216	16,141	32,357
Total	35,977	35,694	71,671

2017 DADAAB SUMMARY	
Details	Totals
No. of Households	7,194
No. of Individuals	32,357
No. of Females	16,216
No. of Males	16,141
No. of Special Needs	1,317

CONVOYS SUMMARY	
ROAD CONVOYS	141
FLIGHTS	467
Mogadishu	224
Kismayu	214
Baidoa	29



Source: UNHCR S.O Dadaab (ProGres)
 Contacts: Mr. Denis Alma Kuidje, Senior Protection Coordinator: kuidje@unhcr.org

Profile of Voluntary Repatriation Departures

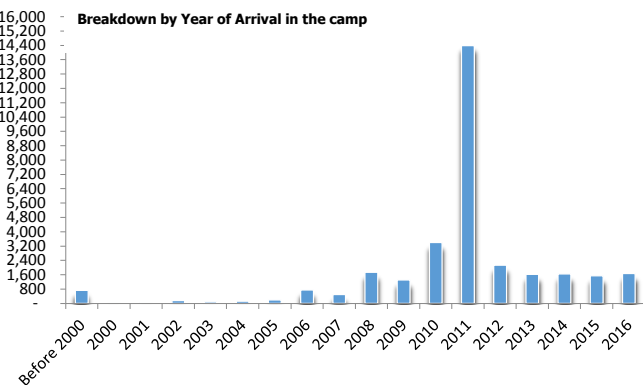
Cumulative Analysis

Reported Departures from the 1st January to 13th October 2017

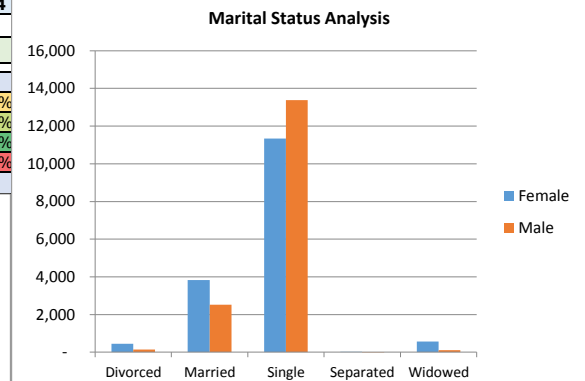
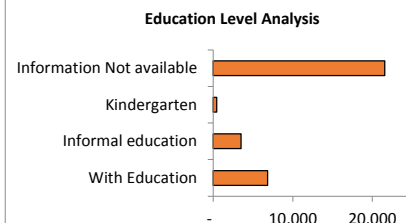
Breakdown by Camp of Asylum, Age and Gender																Breakdown by Marital Status							
Camp	0 - 4			5 - 11			12 - 17			18 - 59			60+			Grand Total			Marital Status	Female	Male	Total	%
	F	M	Total	F	M	Total	F	M	Total	F	M	Total	F	M	Total	Persons	%	HouseHolds					
Dagahaley	371	340	711	608	625	1,233	314	346	660	672	463	1,135	64	42	106	3,845	11.9%	854	Divorced	448	137	585	1.8%
Hagadera	751	827	1,578	1,126	1,149	2,275	630	734	1,364	1,500	1,106	2,606	131	109	240	8,063	24.9%	2,022	Married	3,823	2,515	6,338	19.6%
Ifo	341	396	737	480	475	955	260	298	558	663	468	1,131	52	52	104	3,485	10.8%	905	Single	11,343	13,377	24,720	76.4%
Ifo 2	1,055	1,102	2,157	1,596	1,795	3,391	1,108	1,422	2,530	2,029	1,755	3,784	125	217	342	12,204	37.7%	2,456	Separated	30	8	38	0.1%
Kambioos	426	456	882	663	698	1,361	426	520	946	780	673	1,453	45	73	118	4,760	14.7%	957	Widowed	572	104	676	2.1%
Grand Total	2,944	3,121	6,065	4,473	4,742	9,215	2,738	3,320	6,058	5,644	4,465	10,109	417	493	910	32,357	-	7,194	Grand Total	16,216	16,141	32,357	-

NB: 21,338 returnees are minors representing 68% and 11,019 are adults (34%).

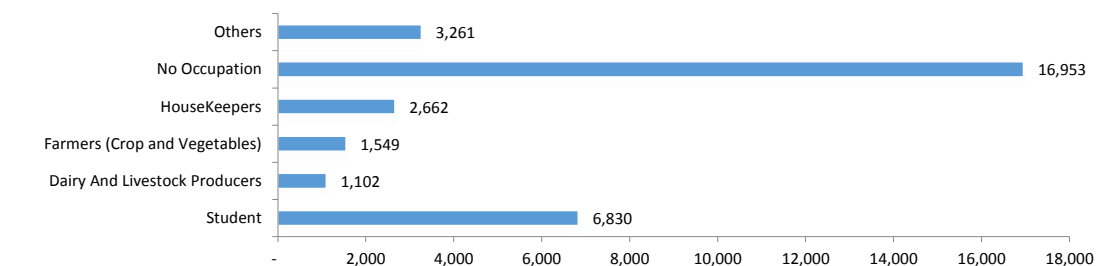
Breakdown by Year of Arrival in the camp				
Arrival Year	F	M	Total	%
Before 2000	441	293	734	2.3%
2000	35	28	63	0.2%
2001	39	29	68	0.2%
2002	74	81	155	0.5%
2003	40	45	85	0.3%
2004	61	62	123	0.4%
2005	93	106	199	0.6%
2006	369	384	753	2.3%
2007	255	247	502	1.6%
2008	913	828	1,741	5.4%
2009	716	591	1,307	4.0%
2010	1,754	1,641	3,395	10.5%
2011	7,111	7,271	14,382	44.4%
2012	1,030	1,108	2,138	6.6%
2013	755	866	1,621	5.0%
2014	792	852	1,644	5.1%
2015	794	752	1,546	4.8%
2016	836	837	1,673	5.2%
2017	108	120	228	0.7%
Grand Total	16,216	16,141	32,357	-



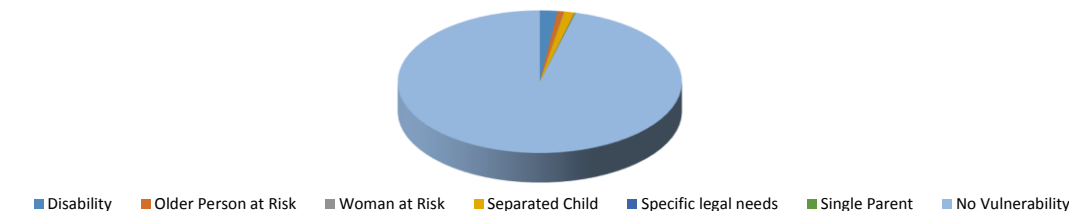
Breakdown by Education Level		
Education Level	Total	%
With Education	6,853	21%
Informal education	3,517	11%
Kindergarten	441	1%
Information Not available	21,546	67%
Grand Total	32,357	-



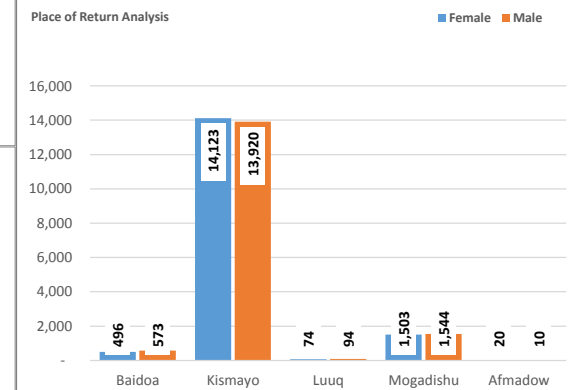
Breakdown by Occupation		
Occupation	Total	%
Student	6,830	21.1%
Dairy And Livestock Producers	1,102	3.4%
Farmers (Crop and Vegetables)	1,549	4.8%
HouseKeepers	2,662	8.2%
No Occupation	16,953	52.4%
Others	3,261	10.1%
Grand Total	32,357	-



Breakdown by Vulnerability		
Vulnerability	Individuals	%
Disability	651	2.0%
Older Person at Risk	224	0.7%
Woman at Risk	21	0.1%
Separated Child	384	1.2%
Specific legal needs	18	0.1%
Single Parent	19	0.1%
No Vulnerability	31,040	95.9%
Grand Total	32,357	-



Breakdown by Place of Return				
Return Area	Female	Male	Total	%
Baidoa	496	573	1,069	3.3%
Kismayo	14,123	13,920	28,043	86.7%
Luuq	74	94	168	0.5%
Mogadishu	1,503	1,544	3,047	9.4%
Afmadow	20	10	30	0.1%
Grand Total	16,216	16,141	32,357	-

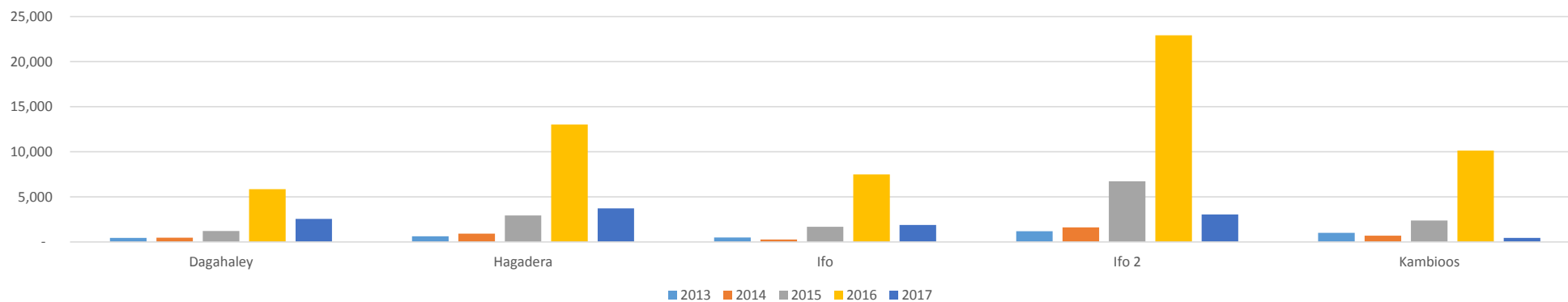


Trends of POCs Approaching the Return Help Desk

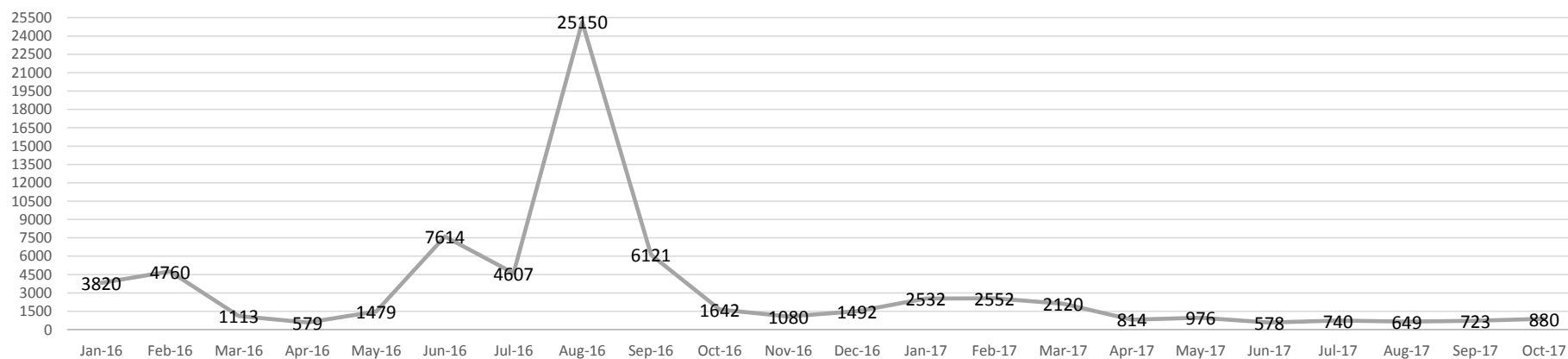
Trends POCs Approaching Return Help Desk Per Year Per Camp as of 13th October 2017

Years	Dagahaley	Hagadera	Ifo	Ifo 2	Kambioos	Total	
2013		463	627	494	1,186	1,009	3,779
2014		470	929	276	1,618	703	3,996
2015		1,216	2,948	1,693	6,722	2,384	14,963
2016		5,864	13,036	7,503	22,916	10,139	59,458
2017		2,558	3,720	1,893	3,057	455	11,683
Oct-17		151	449	118	162	-	880
Grand Total		10,722	21,709	11,977	35,661	14,690	94,759

Trends of POCs Approaching the Return Help Desk per year per camp

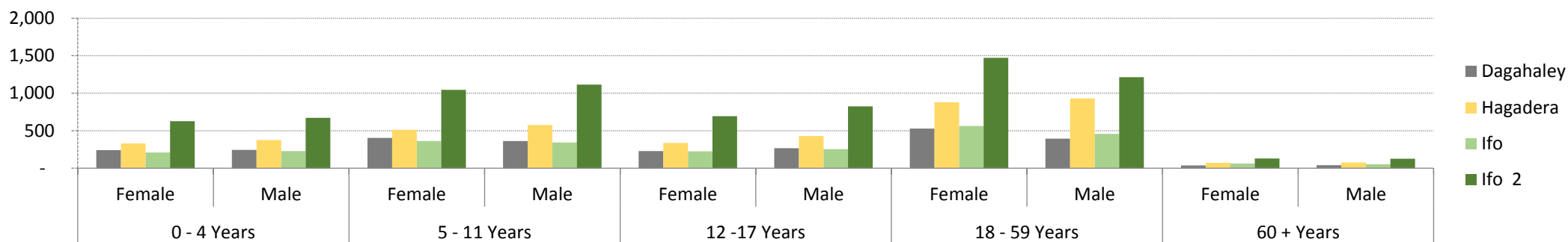


Trends of POCs Approaching the Return Help Desk between January 2016 and October 2017



Return Help Desk Statistics Per Camp for those willing to Return as of 20th October 2017

Camp	0 - 4 Years		5 - 11 Years		12 - 17 Years		18 - 59 Years		60 + Years		Total	%
	Female	Male	Female	Male	Female	Male	Female	Male	Female	Male		
Dagahaley	241	246	404	364	227	267	527	396	38	40	2,750	15%
Hagadera	330	376	512	576	338	431	880	930	73	76	4,522	25%
Ifo	210	227	361	345	226	254	565	458	62	53	2,761	15%
Ifo 2	627	671	1,045	1,116	695	825	1,474	1,215	130	125	7,923	44%
Grand Total	1,408	1,520	2,322	2,401	1,486	1,777	3,446	2,999	303	294	17,956	-



Place of Return to Somalia

Is it Area of Origin?

Time of Return to Somalia per Camp

Camp

Place of Return	Is it Area of Origin?			Total	Return Period	Time of Return to Somalia per Camp				Total	%
	Yes	No	Unknown			Dagahaley	Hagadera	Ifo	Ifo 2		
Kismayo	4,787	7,789	53	12,629	3 Months	2,740	4,499	2,685	7,835	17,759	98.90%
Mogadishu	1,145	784	19	1,948	3 to 6 Months	1	17	46	71	135	0.75%
Baidoa	1,015	1,485	26	2,526	In one year period	4	-	-	-	4	0.02%
Dinsor	22	-	-	22	Other	5	6	30	17	58	0.32%
Luuq	60	152	6	218	Grand Total	2,750	4,522	2,761	7,923	17,956	
Belet Hawa	11	7	5	23							
Buale	26	9	5	40							
Other	323	218	9	550							
Grand Total	7,389	10,444	123	17,956	<i>"Other" Place of Return refers to: Sakow, Bardera, Afmadow, Jamame, El Waq, Jilib, Marka, Afgoye, Belet Weyne, Garbahare, Abduwaq, Wajid, Kurtun Warey, Barbera, Qansah Dere, Jowhar, Bosaso and Galkayo</i>						

Status	Total	Summary
Total Interviewed	94,759	From the launch of Return Help Desk in all Dadaab's camps at the end of November 2013; 94,759 PoCs were interviewed and 94,161 among them have expressed their intention to repatriate to Somalia. 71,671 Individuals have been repatriated to Somalia as of 20th October 2017. 4,534 have been inactivated in proGres database for No-show or spontaneous departure. While 17,956 refugees willing to return (in principle) remain active.
Willing to Return	94,161	
Not willing to Return	598	
Returnees	71,671	
Inactivated	4,534	
Active	17,956	