

Statistical summary

as of
31-Dec-17

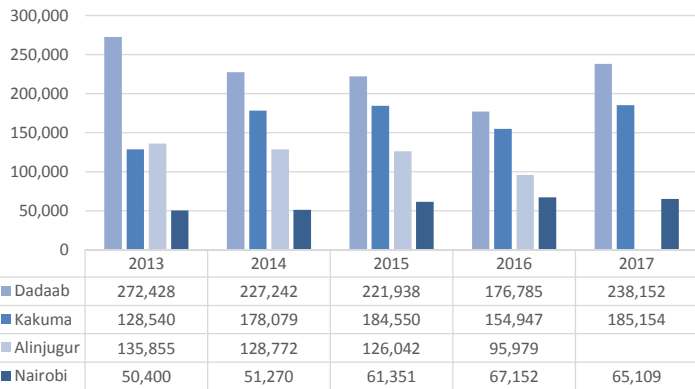
Refugees and Asylum Seekers in Kenya

	Total	Dadaab	Kakuma	Nairobi	
A. Refugees and Asylum Seekers	488,415	238,152	185,154	65,109	- Page 2
B. Registration	37,185	282	23,288	13,615	- Page 6
C. Refugee Status Determination					- Page 7
1. Applied	19,542	460	9,087	9,995	
2. Recognized	1,202	0	127	1,075	
3. Rejected	0	0	0	0	
4. Pending	56,514	1,599	25,837	29,078	
D. 2017 Resettlement Submissions	1,940				- Page 8
E. 2017 Resettlement Departures	3,921				- Page 9
F. 2017 Voluntary Repatriation	35,411				- Page 10

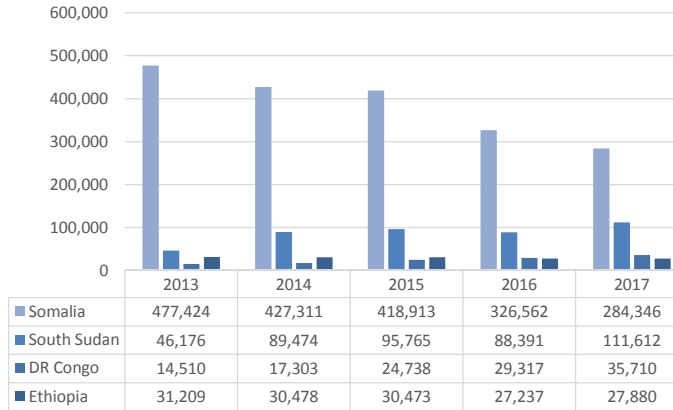
REFUGEES AND ASYLUM SEEKERS IN KENYA BY COUNTRY OF ORIGIN AND LOCATION

Country of Origin	2013					2014					2015					2016					2017			
	Alinjugur	Dadaab	Kakuma	Nairobi	Total	Alinjugur	Dadaab	Kakuma	Nairobi	Total	Alinjugur	Dadaab	Kakuma	Nairobi	Total	Alinjugur	Dadaab	Kakuma	Nairobi	Total	Dadaab	Kakuma	Nairobi	Total
Total	135,855	272,428	128,540	50,400	587,223	128,772	227,242	178,079	51,270	585,363	126,042	221,938	184,550	61,351	593,881	95,979	176,785	154,947	67,152	494,863	238,152	185,154	65,109	488,415
Somalia	132,611	258,596	53,816	32,401	477,424	125,584	213,466	56,180	32,081	427,311	122,663	208,741	54,886	32,623	418,913	93,342	165,388	37,813	30,019	326,562	229,064	35,549	19,733	284,346
South Sudan	1	803	45,309	63	46,176	1	1,334	87,957	182	89,474	32	1,277	93,413	1,043	95,765	13	1,095	84,983	2,300	88,391	990	105,168	5,454	111,612
DR Congo	2	129	7,809	6,570	14,510	5	220	8,966	8,112	17,303	154	187	9,861	14,536	24,738	68	150	9,753	19,346	29,317	114	11,533	24,063	35,710
Ethiopia	3,236	12,746	7,272	7,955	31,209	3,176	11,889	7,772	7,641	30,478	3,094	11,399	7,595	8,385	30,473	2,525	9,873	5,366	9,473	27,237	7,759	10,470	9,651	27,880
Sudan	0	21	7,666	275	7,962	-	69	9,366	196	9,631	-	74	10,023	169	10,266	1	58	9,078	169	9,306	53	9,789	166	10,008
Burundi	0	18	5,024	411	5,453	1	155	5,985	427	6,568	70	138	6,804	1,300	8,312	14	120	6,164	2,163	8,461	83	10,134	2,611	12,828
Uganda	3	56	914	148	1,121	3	57	1,038	301	1,399	12	67	1,158	670	1,907	7	72	1,159	732	1,970	57	1,705	720	2,482
Rwanda	0	18	554	858	1,430	-	17	616	810	1,443	14	20	615	960	1,609	6	17	505	1,102	1,630	16	611	1,015	1,642
Eritrea	0	31	115	1,602	1,748	-	23	129	1,414	1,566	-	18	126	1,481	1,625	-	9	55	1,526	1,590	8	60	1,273	1,341
Other	2	10	61	117	190	2	12	70	106	190	3	17	69	184	273	3	3	71	322	399	8	135	423	566

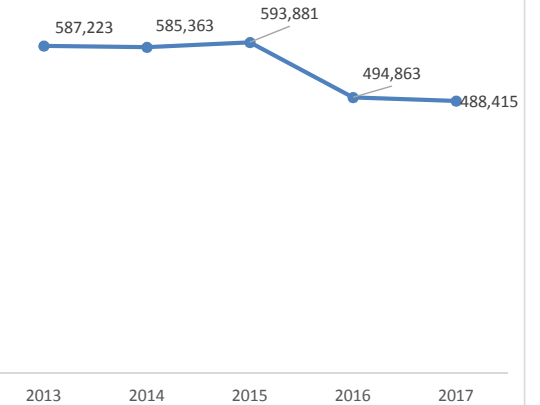
TREND BY LOCATION



TREND BY MAJOR COUNTRIES OF ORIGIN

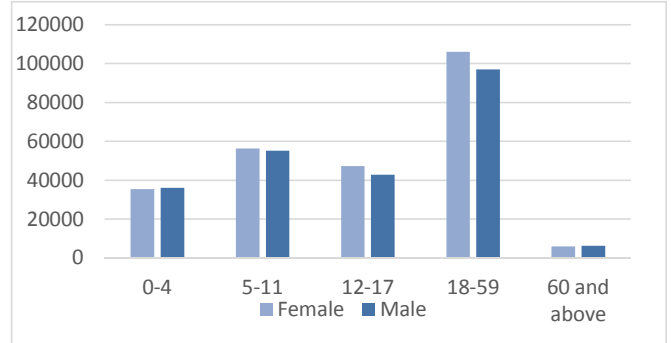


TREND SINCE 2013

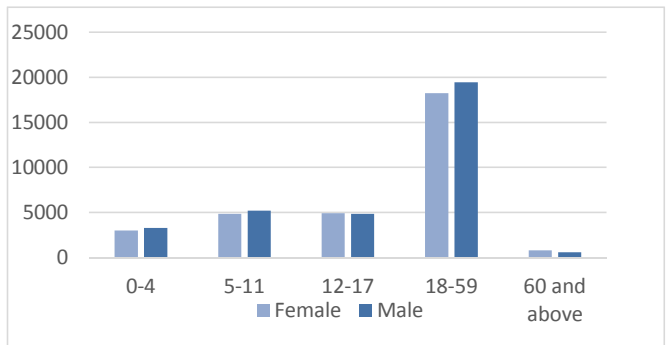


REFUGEES AND ASYLUM SEEKERS IN KENYA : DEMOGRAPHIC BREAKDOWN

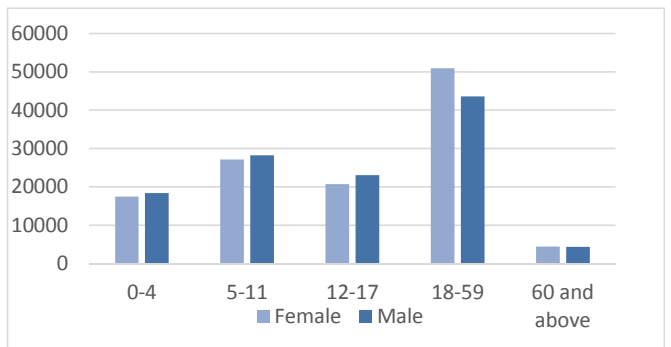
Total Kenya	Age Group	Sex				Total	
		Female		Male			
		#	%	#	%	#	%
	0-4	35,506	7.3%	36,136	7.4%	71,642	14.7%
	5-11	56,271	11.5%	55,129	11.3%	111,400	22.8%
	12-17	47,217	9.7%	42,844	8.8%	90,061	18.4%
	18-59	106,096	21.7%	97,000	19.9%	203,096	41.6%
	60 and above	5,917	1.2%	6,299	1.3%	12,216	2.5%
	Total	251,007	51.4%	237,408	48.6%	488,415	



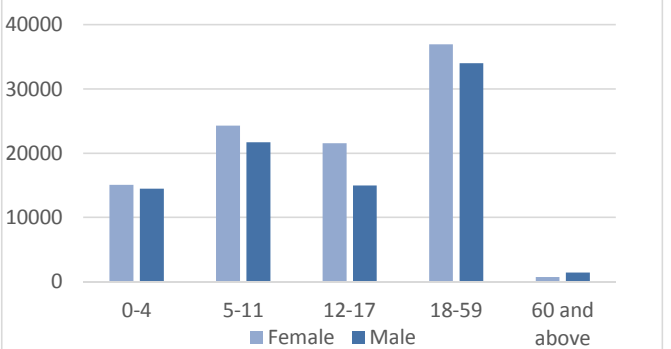
Nairobi	Age Group	Sex				Total	
		Female		Male			
		#	%	#	%	#	%
	0-4	2,996	4.6%	3,263	5.0%	6,259	9.6%
	5-11	4,843	7.4%	5,197	8.0%	10,040	15.4%
	12-17	4,916	7.6%	4,851	7.5%	9,767	15.0%
	18-59	18,243	28.0%	19,436	29.9%	37,679	57.9%
	60 and above	794	1.2%	570	0.9%	1,364	2.1%
	Total	31,792	48.8%	33,317	51.2%	65,109	



Dadaab	Age Group	Sex				Total	
		Female		Male			
		#	%	#	%	#	%
	0-4	17,436	7.3%	18,376	7.7%	35,812	15.0%
	5-11	27,139	11.4%	28,228	11.9%	55,367	23.2%
	12-17	20,758	8.7%	23,037	9.7%	43,795	18.4%
	18-59	50,892	21.4%	43,551	18.3%	94,443	39.7%
	60 and above	4,414	1.9%	4,321	1.8%	8,735	3.7%
	Total	120,639	50.7%	117,513	49.3%	238,152	



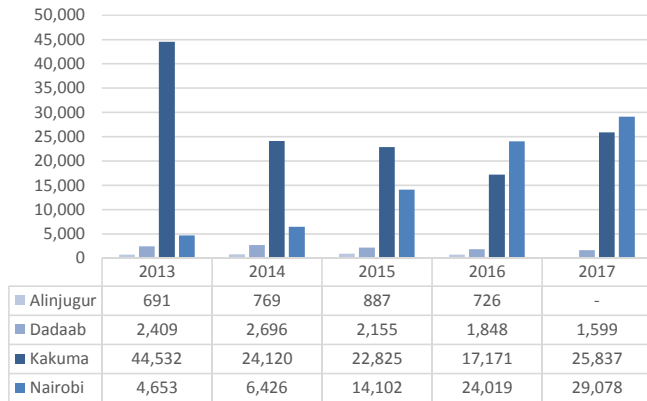
Kakuma	Age Group	Sex				Total	
		Female		Male			
		#	%	#	%	#	%
	0-4	15,074	8.1%	14,497	7.8%	29,571	16.0%
	5-11	24,289	13.1%	21,704	11.7%	45,993	24.8%
	12-17	21,543	11.6%	14,956	8.1%	36,499	19.7%
	18-59	36,961	20.0%	34,013	18.4%	70,974	38.3%
	60 and above	709	0.4%	1,408	0.8%	2,117	1.1%
	Total	98,576	53.2%	86,578	46.8%	185,154	



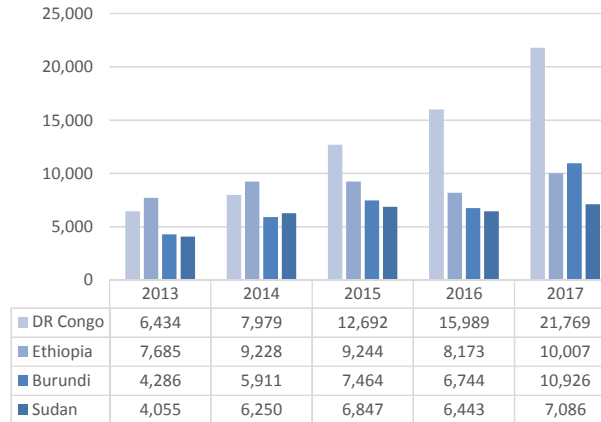
ASYLUM SEEKERS STATISTICS BY COUNTRY OF ORIGIN AND LOCATION

Country of Origin	2013					2014					2015					2016					2017			
	Alinjugur	Dadaab	Kakuma	Nairobi	Total	Alinjugur	Dadaab	Kakuma	Nairobi	Total	Alinjugur	Dadaab	Kakuma	Nairobi	Total	Alinjugur	Dadaab	Kakuma	Nairobi	Total	Dadaab	Kakuma	Nairobi	Total
Total	691	2,409	44,532	4,653	52,285	769	2,696	24,120	6,426	34,011	887	2,155	22,825	14,102	39,969	726	1,848	17,171	24,019	43,764	1,599	25,837	29,078	56,514
DR Congo	-	-	4,985	1,449	6,434	3	74	5,297	2,605	7,979	122	17	4,302	8,251	12,692	39	16	2,523	13,411	15,989	14	4,222	17,533	21,769
Ethiopia	521	2,123	2,871	2,170	7,685	610	2,262	4,360	1,996	9,228	514	1,900	4,147	2,683	9,244	425	1,583	2,133	4,032	8,173	1,129	3,786	5,092	10,007
Burundi	-	3	4,156	127	4,286	1	140	5,634	136	5,911	63	97	6,323	981	7,464	11	38	4,901	1,794	6,744	27	8,763	2136	10,926
Sudan	-	-	4,015	40	4,055	-	6	6,225	19	6,250	-	9	6,806	32	6,847	-	2	6,385	56	6,443	2	7,021	63	7,086
Uganda	-	3	446	70	519	-	7	636	165	808	9	9	744	508	1,270	1	10	783	545	1,339	9	1,311	536	1,856
Somalia	170	111	1,685	154	2,120	155	99	1,434	932	2,620	164	89	61	679	993	244	162	109	1,599	2,114	364	214	2,076	2,654
Rwanda	-	4	194	301	499	-	6	343	269	618	14	11	344	427	796	6	10	281	613	910	13	400	653	1,066
Eritrea	-	2	54	260	316	-	3	68	162	233	-	3	57	336	396	-	2	12	495	509	2	15	622	639
Other	-	7	52	66	125	-	8	52	56	116	1	14	38	120	173	-	3	44	246	293	4	105	300	409
South Sudan	-	156	26,074	16	26,246	-	91	71	86	248	-	6	3	85	94	-	22	-	1,228	1,250	35	-	67	102

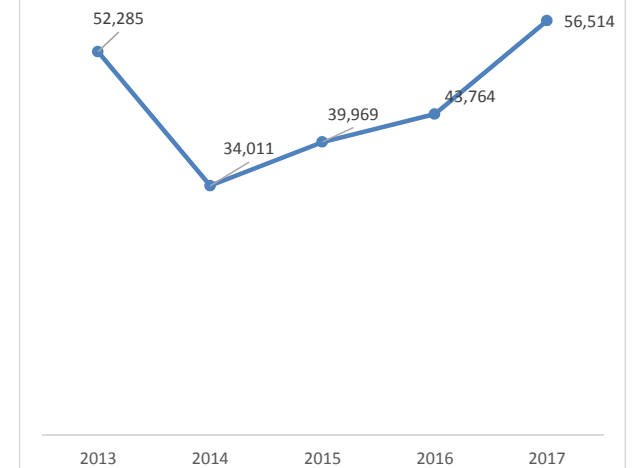
TREND BY LOCATION



TREND BY MAJOR COUNTRIES OF ORIGIN



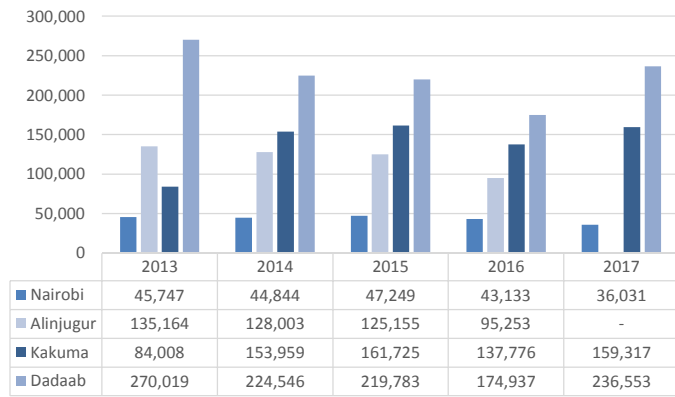
TREND SINCE 2013



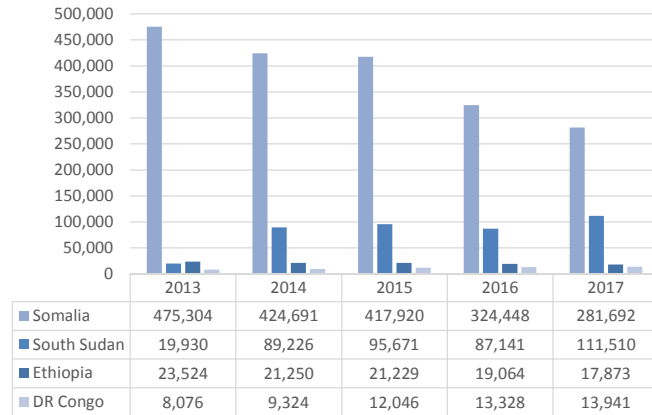
REFUGEES IN KENYA BY COUNTRY OF ORIGIN AND LOCATION

Country of Origin	2013					2014					2015					2016					2017			
	Alinjugur	Dadaab	Kakuma	Nairobi	Total	Alinjugur	Dadaab	Kakuma	Nairobi	Total	Alinjugur	Dadaab	Kakuma	Nairobi	Total	Alinjugur	Dadaab	Kakuma	Nairobi	Total	Dadaab	Kakuma	Nairobi	Total
Total	135,164	270,019	84,008	45,747	534,938	128,003	224,546	153,959	44,844	551,352	125,155	219,783	161,725	47,249	553,912	95,253	174,937	137,776	43,133	451,099	236,553	159,317	36,031	431,901
Somalia	132,441	258,485	52,131	32,247	475,304	125,429	213,367	54,746	31,149	424,691	122,499	208,652	54,825	31,944	417,920	93,099	165,225	37,704	28,420	324,448	228,700	35,335	17,657	281,692
South Sudan	1	647	19,235	47	19,930	1	1,243	87,886	96	89,226	32	1,271	93,410	958	95,671	13	1,073	84,983	1,072	87,141	955	105,168	5,387	111,510
Ethiopia	2,715	10,623	4,401	5,785	23,524	2,566	9,627	3,412	5,645	21,250	2,580	9,499	3,448	5,702	21,229	2,099	8,291	3,233	5,441	19,064	6,630	6,684	4,559	17,873
DR Congo	2	129	2,824	5,121	8,076	2	146	3,669	5,507	9,324	32	170	5,559	6,285	12,046	29	134	7,230	5,935	13,328	100	7,311	6,530	13,941
Sudan	-	21	3,651	235	3,907	-	63	3,141	177	3,381	-	65	3,217	137	3,419	1	56	2,693	113	2,863	51	2,768	103	2,922
Burundi	-	15	868	284	1,167	-	15	351	291	657	7	41	481	319	848	3	82	1,263	369	1,717	56	1,371	475	1,902
Eritrea	-	29	61	1,342	1,432	-	20	61	1,252	1,333	-	15	69	1,145	1,229	-	7	43	1,031	1,081	6	45	651	702
Rwanda	-	14	360	557	931	-	11	273	541	825	-	9	271	533	813	-	7	224	489	720	3	211	362	576
Uganda	3	53	468	78	602	3	50	402	136	591	3	58	414	162	637	6	62	376	187	631	48	394	184	626
Other	2	3	9	51	65	2	4	18	50	74	2	3	31	64	100	3	-	27	76	106	4	30	123	157

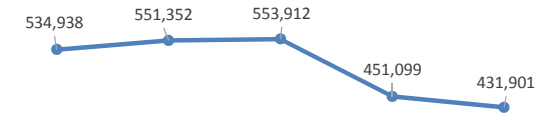
TREND BY LOCATION



TREND BY MAJOR COUNTRIES OF ORIGIN



TREND SINCE 2013



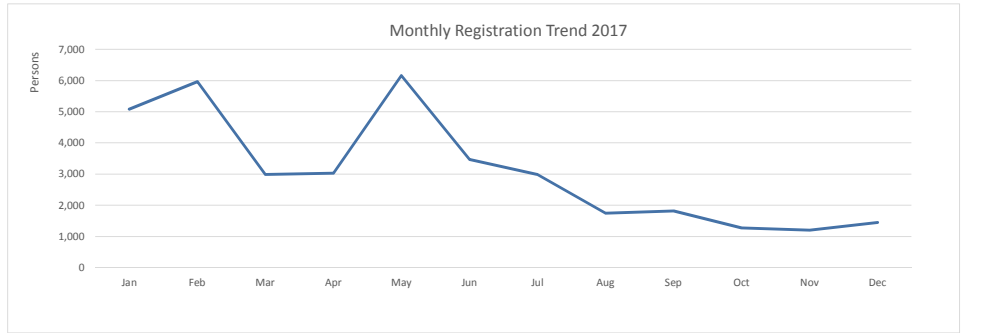
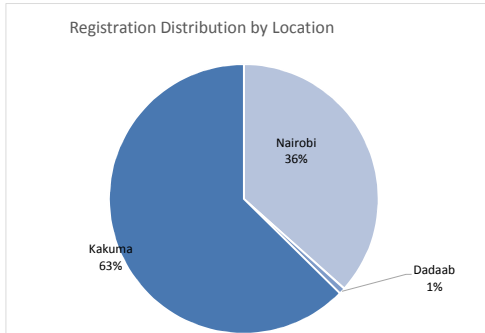
KENYA REGISTRATION TREND BY LOCATION AND COUNTRY OF ORIGIN

Total Kenya	Month	Total	AFG	ANG	BDI	BKF	CAR	COB	COD	CMR	ERT	ETH	ICO	LBR	NIG/ML	RSA	RWA	SLE	SOM	SSD	SUD	SYR	TAN	TIB	UGA	YEM	Other	ZIM
	Jan	5,080	1	1	257	0	0	18	2,110	1	13	207	1	0	0	0	23	0	189	2,072	68	0	0	0	91	28	0	0
	Feb	5,968	0	0	641	0	1	21	1,403	1	48	387	0	0	0	0	38	0	493	2,653	139	0	0	0	125	18	0	0
	Mar	2,991	0	0	341	0	0	0	405	0	20	209	0	0	1	0	21	0	228	1,658	65	0	2	0	32	9	0	0
	Apr	3,032	0	0	309	0	0	1	253	1	13	208	0	0	0	0	11	0	144	1,986	56	0	0	0	50	0	0	0
	May	6,164	0	0	737	0	0	0	412	0	15	265	2	0	1	0	15	0	199	4,365	82	0	1	0	68	2	0	0
	Jun	3,470	0	0	496	0	0	11	494	1	21	191	0	0	0	0	11	0	132	2,001	22	0	0	0	81	6	2	1
	Jul	2,993	0	0	373	0	0	4	379	0	21	189	0	0	0	0	20	0	189	1,699	27	0	0	0	76	14	2	0
	Aug	1,745	2	0	227	0	0	2	196	1	7	113	0	0	0	0	8	0	102	1,057	9	1	0	0	19	1	0	0
	Sep	1,821	0	0	200	0	0	0	374	0	23	145	0	0	0	0	16	0	135	862	31	0	0	0	33	2	0	0
	Oct	1,274	0	0	148	0	0	0	356	0	12	137	0	0	0	0	13	0	82	488	7	0	0	0	23	4	4	0
	Nov	1,198	0	0	197	0	0	0	273	0	15	94	0	0	0	0	4	0	128	439	33	0	0	0	13	1	0	1
	Dec	1,449	0	0	196	0	0	0	320	1	22	95	0	0	0	0	10	0	89	639	47	0	0	0	17	1	12	0
Total	37,185	3	1	4,122	0	1	57	6,975	6	230	2,240	3	0	2	0	190	0	2,110	19,919	586	1	3	0	628	86	20	2	

Nairobi	Month	Total	AFG	ANG	BDI	BKF	CAR	COB	COD	CMR	ERT	ETH	IND	LBR	NIG/ML	RSA	RWA	SLE	SOM	SSD	SUD	SYR	TAN	TIB	UGA	YEM	Other	ZIM
	Jan	3,121	1	0	83	0	0	5	2,058	1	13	188	1	0	0	0	19	0	170	536	7	0	0	0	11	28	0	0
	Feb	2,796	0	0	137	0	1	4	1,312	1	47	256	0	0	0	0	31	0	368	583	7	0	0	0	31	18	0	0
	Mar	1,144	0	0	104	0	0	0	362	0	20	163	0	0	1	0	9	0	216	239	2	0	2	0	17	9	0	0
	Apr	811	0	0	67	0	0	0	175	1	13	128	0	0	0	0	6	0	134	279	0	0	0	0	8	0	0	0
	May	996	0	0	43	0	0	0	264	0	15	167	2	0	1	0	11	0	170	307	2	0	1	0	11	2	0	0
	Jun	936	0	0	56	0	0	0	277	1	21	130	0	0	0	0	4	0	123	297	5	0	0	0	13	6	2	1
	Jul	1,117	0	0	105	0	0	0	197	0	21	149	0	0	0	0	13	0	178	424	2	0	0	0	12	14	2	0
	Aug	594	2	0	24	0	0	2	99	1	7	63	0	0	0	0	6	0	95	289	0	1	0	0	4	1	0	0
	Sep	662	0	0	31	0	0	0	247	0	23	126	0	0	0	0	8	0	105	112	1	0	0	0	7	2	0	0
	Oct	451	0	0	16	0	0	0	173	0	12	110	0	0	0	0	2	0	74	52	0	0	0	0	4	4	4	0
	Nov	495	0	0	15	0	0	0	149	0	15	70	0	0	0	0	2	0	112	125	0	0	0	0	5	1	0	1
	Dec	492	0	0	26	0	0	0	220	1	22	59	0	0	0	0	3	0	88	51	3	0	0	0	6	1	12	0
Total	13,615	3	0	707	0	1	11	5,533	6	229	1,609	3	0	2	0	114	0	1,833	3,294	29	1	3	0	129	86	20	2	

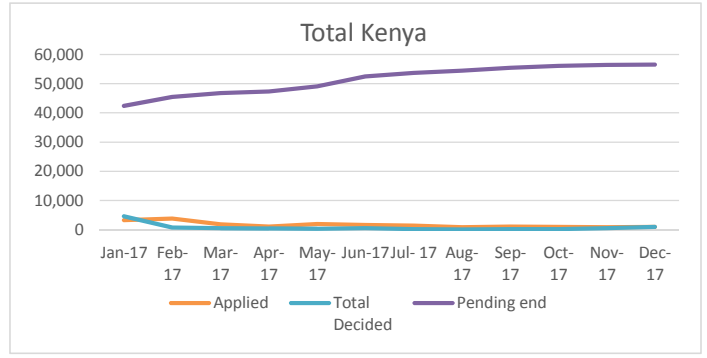
Dadaab	Month	Total	AFG	ANG	BDI	BKF	CAR	COB	COD	CMR	ERT	ETH	ICO	LBR	NIG	RSA	RWA	SLE	SOM	SSD	SUD	SYR	TAN	TIB	UGA	YEM	Other	ZIM	
	Jan	7	0	0	0	0	0	0	0	0	0	0	4	0	0	0	0	0	0	3	0	0	0	0	0	0	0	0	0
	Feb	225	0	0	4	0	0	0	4	0	1	76	0	0	0	0	0	0	0	102	1	37	0	0	0	0	0	0	0
	Mar	20	0	0	0	0	0	0	0	0	0	16	0	0	0	0	0	0	0	4	0	0	0	0	0	0	0	0	0
	Apr	10	0	0	0	0	0	0	0	0	0	0	0	0	0	0	0	0	0	9	1	0	0	0	0	0	0	0	0
	May	6	0	0	0	0	0	0	0	0	0	0	0	0	0	0	0	0	0	6	0	0	0	0	0	0	0	0	0
	Jun	0	0	0	0	0	0	0	0	0	0	0	0	0	0	0	0	0	0	0	0	0	0	0	0	0	0	0	0
	Jul	1	0	0	0	0	0	0	0	0	0	0	0	0	0	0	0	0	0	1	0	0	0	0	0	0	0	0	0
	Aug	2	0	0	0	0	0	0	0	0	0	0	0	0	0	0	0	0	0	2	0	0	0	0	0	0	0	0	0
	Sep	4	0	0	0	0	0	0	0	0	0	0	0	0	0	0	0	0	0	4	0	0	0	0	0	0	0	0	0
	Oct	1	0	0	0	0	0	0	0	0	0	0	0	0	0	0	0	0	0	0	0	1	0	0	0	0	0	0	0
	Nov	5	0	0	0	0	0	0	0	0	0	0	0	0	0	0	0	0	0	5	0	0	0	0	0	0	0	0	0
	Dec	1	0	0	0	0	0	0	0	0	0	0	0	0	0	0	0	0	0	0	1	0	0	0	0	0	0	0	0
Total	282	0	0	4	0	0	0	4	0	1	96	0	0	0	0	0	0	0	136	3	38	0	0	0	0	0	0	0	

Kakuma	Month	Total	AFG	ANG	BDI	BKF	CAR	COB	COD	CMR	ERT	ETH	ICO	LBR	NIG	RSA	RWA	SLE	SOM	SSD	SUD	SYR	TAN	TIB	UGA	YEM	Other	ZIM
	Jan	1,952	0	1	174	0	0	13	52	0	0	15	0	0	0	0	4	0	16	1,536	61	0	0	0	80	0	0	0
	Feb	2,947	0	0	500	0	0	17	87	0	0	55	0	0	0	0	7	0	23	2,069	95	0	0	0	94	0	0	0
	Mar	1,827	0	0	237	0	0	0	43	0	0	30	0	0	0	0	12	0	8	1,419	63	0	0	0	15	0	0	0
	Apr	2,211	0	0	242	0	0	1	78	0	0	80	0	0	0	0	5	0	1	1,706	56	0	0	0	42	0	0	0
	May	5,162	0	0	694	0	0	0	148	0	0	98	0	0	0	0	4	0	23	4,058	80	0	0	0	57	0	0	0
	Jun	2,534	0	0	440	0	0	11	217	0	0	61	0	0	0	0	7	0	9	1,704	17	0	0	0	68	0	0	0
	Jul	1,875	0	0	268	0	0	4	182	0	0	40	0	0	0	0	7	0	10	1,275	25	0	0	0	64	0	0	0
	Aug	1,149	0	0	203	0	0	0	97	0	0	50	0	0	0	0	2	0	5	768	9	0	0	0	15	0	0	0
	Sep	1,155	0	0	169	0	0	0	127	0	0	19	0	0	0	0	8	0	26	750	30	0	0	0	26	0	0	0
	Oct	822	0	0	132	0	0	0	183	0	0	27	0	0	0	0	11	0	8	436	6	0	0	0	19	0	0	0
	Nov	698	0	0	182	0	0	0	124	0	0	24	0	0	0	0	2	0	11	314	33	0	0	0	8	0	0	0
	Dec	956	0	0	170	0	0	0	100	0	0	36	0	0	0	0	7	0	1	587	44	0	0	0	11	0	0	0
Total	23,288	0	1	3,411	0	0	46	1,438	0	0	535	0	0	0	0	76	0	141	16,622	519	0	0	0	499	0	0	0	

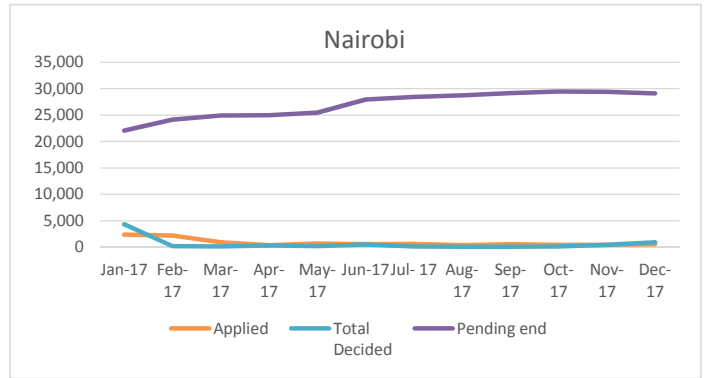


Individual Asylum Applications and Refugee Status Determination Trend

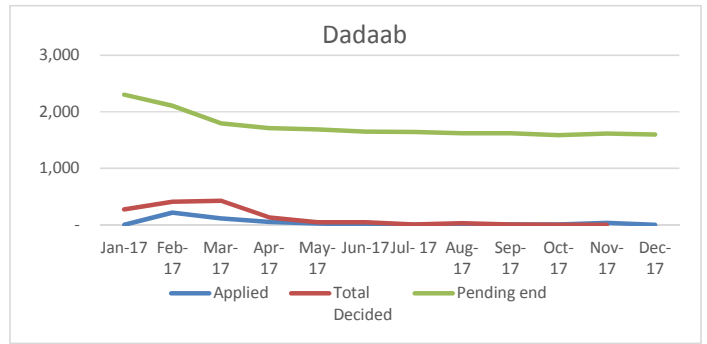
Total	Month	Pending begin	Applied	Reco-gnized	Reje-cted	Oth. Closed	Total Decided	Pending end
	Jan-17	43,764	3,247	128	0	4,484	4,612	42,399
	Feb-17	42,399	3,800	240	0	449	689	45,510
	Mar-17	45,510	1,800	120	0	442	562	46,748
	Apr-17	46,748	1,073	152	0	285	437	47,384
	May-17	47,384	1,969	128	0	141	269	49,084
	Jun-17	51,494	1,574	191	0	331	522	52,546
	Jul-17	52,546	1,340	70	0	81	151	53,735
	Aug-17	53,735	860	54	0	65	119	54,476
	Sep-17	54,476	1,091	55	0	87	142	55,425
	Oct-17	55,425	951	21	0	206	186	56,149
	Nov-17	56,149	845	37	0	482	512	56,475
	Dec-17	56,475	992	6	0	947	907	56,514
Total		19,542	1,202	0	8,000	9,108		



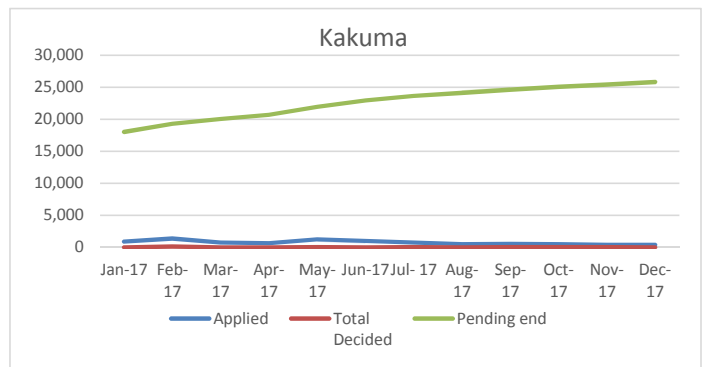
Nairobi	Month	Pending begin	Applied	Reco-gnized	Reje-cted	Oth. Closed	Total Decided	Pending end
	Jan-17	24,019	2,366	114		4,210	4,324	22,061
	Feb-17	22,061	2,202	135	0	24	159	24,104
	Mar-17	24,104	912	120	0	0	120	24,896
	Apr-17	24,896	371	152	0	152	304	24,963
	May-17	24,963	672	128	0	54	182	25,453
	Jun-17	27,863	555	191	0	284	475	27,943
	Jul-17	27,943	590	62	0	50	112	28,421
	Aug-17	28,421	375	54	0	22	76	28,720
	Sep-17	28,720	533	55	0	39	94	29,159
	Oct-17	29,159	432	21	0	121	142	29,449
	Nov-17	29,449	409	37	0	414	452	29,407
	Dec-17	29,407	578	6	0	901	907	29,078
Total		9,995	1,075	0	6,271	7,347		



Dadaab	Month	Pending begin	Applied	Reco-gnized	Reje-cted	Oth. Closed	Total Decided	Pending end
	Jan-17	2,574	-	0	0	273	273	2,301
	Feb-17	2,301	214	0	0	409	409	2,106
	Mar-17	2,106	112	0	0	425	425	1,793
	Apr-17	1,793	50	0	0	132	132	1,711
	May-17	1,711	24	0	0	45	45	1,690
	Jun-17	1,690	2	0	0	44	44	1,648
	Jul-17	1,648	-	0	0	5	5	1,643
	Aug-17	1,643	6	0	0	30	30	1,619
	Sep-17	1,619	6	0	0	6	6	1,619
	Oct-17	1,619	8	0	0	41	0	1,586
	Nov-17	1,586	35	0	0	8	0	1,613
	Dec-17	1,613	3	0	0	17	17	1,599
Total			460	0	0	1,435	1,369	



Kakuma	Month	Pending begin	Applied	Reco-gnized	Reje-cted	Oth. Closed	Total Decided	Pending end
	Jan-17	17,171	881	14	0	1	15	18,037
	Feb-17	18,037	1,384	105	0	16	121	19,300
	Mar-17	19,300	776	0	0	17	17	20,059
	Apr-17	20,059	652	0	0	1	1	20,710
	May-17	20,710	1,273	0	0	42	42	21,941
	Jun-17	21,941	1,017	0	0	3	3	22,955
	Jul-17	22,955	750	8	0	26	34	23,671
	Aug-17	23,671	479	0	0	13	13	24,137
	Sep-17	24,137	552	0	0	42	42	24,647
	Oct-17	24,647	511	0	0	44	44	25,114
	Nov-17	25,114	401	0	0	60	60	25,455
	Dec-17	25,455	411	0	0	29	0	25,837
Total			9,087	127	0	294	392	



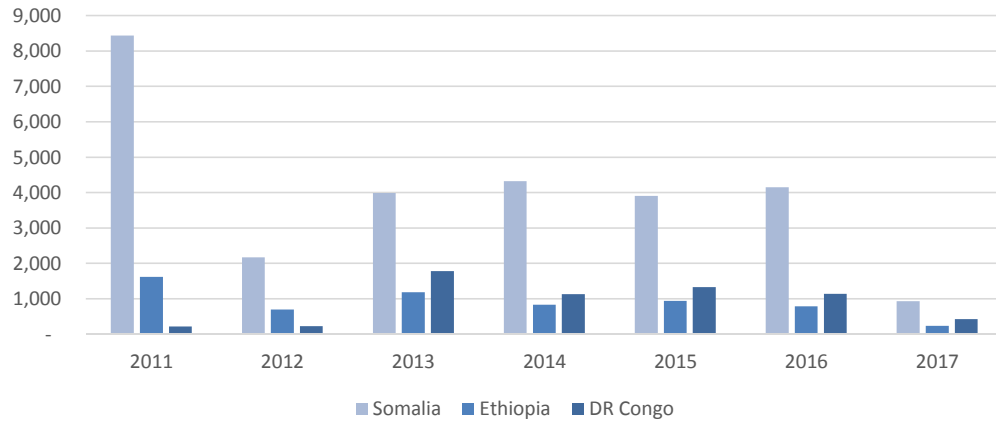
RESETTLEMENT SUBMISSION BY COUNTRY OF ORIGIN

Country of Origin	2011	2012	2013	2014	2015	2016	2017	Total
Somalia	8,439	2,170	3,985	4,325	3,909	4,147	929	27,904
Ethiopia	1,617	700	1,181	830	941	785	237	6,291
Sudan	175	30	29	158	541	104	4	1,041
DR Congo	218	230	1,783	1,132	1,326	1,143	424	6,256
Eritrea	25	20	111	73	116	55	26	426
Uganda	13	5	24	88	108	107	47	392
Burundi	17	22	58	46	121	81	100	445
Rwanda	13	24	22	31	78	26	10	204
South Sudan	-	33	214	111	420	701	143	1,622
Other	1	5	5	11	26	14	20	82
Total	10,518	3,239	7,412	6,805	7,586	7,163	1,940	44,663

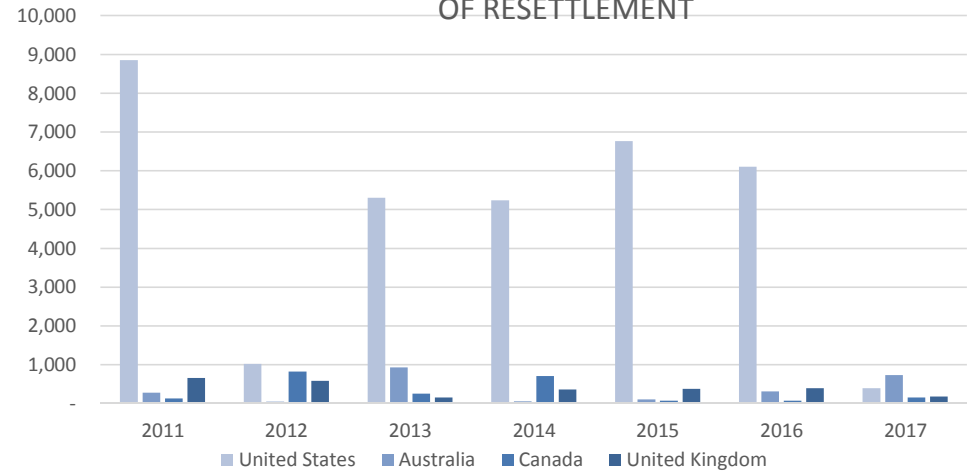
RESETTLEMENT SUBMISSION BY COUNTRY OF RESETTLEMENT

Country of Submission	2011	2012	2013	2014	2015	2016	2017	Total
United States	8,849	1,019	5,304	5,239	6,764	6,105	391	33,671
Australia	281	50	932	53	107	310	736	2,469
Canada	129	821	254	705	69	75	158	2,211
United Kingdom	657	585	155	363	378	397	180	2,715
Sweden	391	402	342	397	81	262	353	2,228
Netherlands	109	114	145	16	130		-	514
Denmark	6	14	16	14	29	6	-	85
Norway	72	218	218	12	11	5	6	542
France	-	-	29			1	88	118
Other	24	16	17	6	17	2	28	110
Total	10,518	3,239	7,412	6,805	7,586	7,163	1,940	44,663

RESETTLEMENT SUBMISSION TRENDS BY MAJOR COUNTRIES OF ORIGIN



RESETTLEMENT SUBMISSION TRENDS BY MAJOR COUNTRIES OF RESETTLEMENT

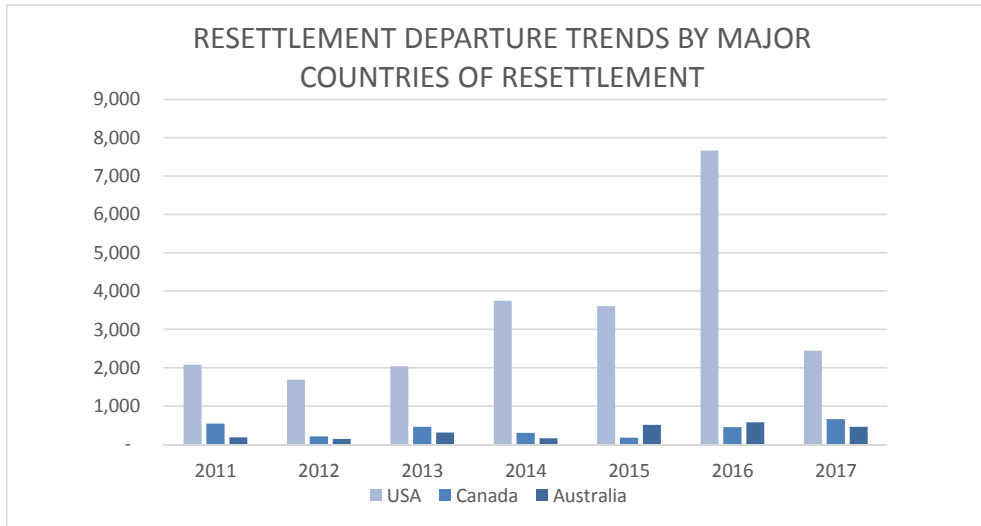
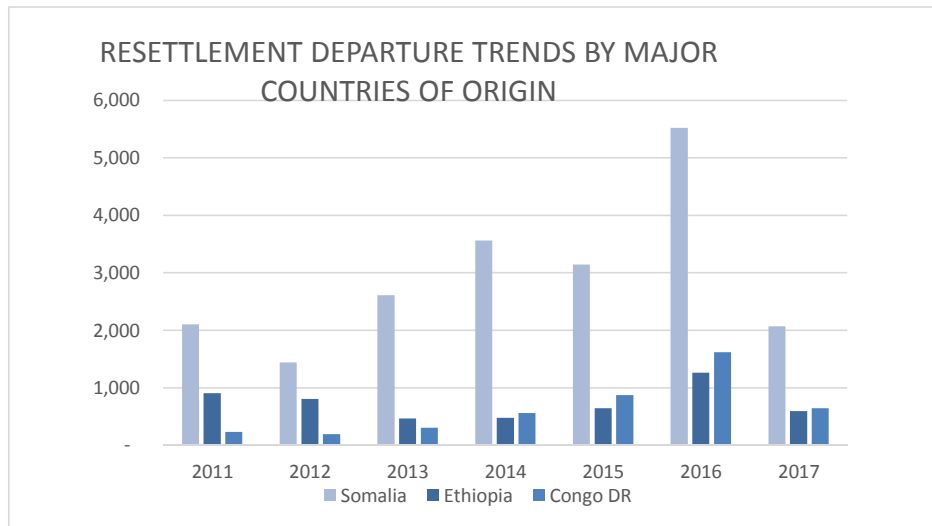


RESETTLEMENT DEPARTURES BY COUNTRY OF ORIGIN								
Country of Origin	2011	2012	2013	2014	2015	2016	2017	Total
Somalia	2,102	1,442	2,612	3,562	3,142	5,521	2,070	20,451
Sudan	213	102	61	82	46	123	177	804
Ethiopia	906	806	469	480	645	1,265	594	5,165
Rwanda	35	26	26	21	28	56	22	214
Uganda	7	14	2	36	69	70	46	244
Congo DR	234	192	308	560	874	1,621	643	4,432
Burundi	35	14	13	23	30	70	45	230
Eritrea	48	25	25	57	28	121	62	366
SSD	-	35	88	92	136	412	259	1,022
Other	1	3	-	-	3	27	3	37
Total	3,581	2,659	3,604	4,913	5,001	9,286	3,921	32,965

departures to end of march

RESETTLEMENT DEPARTURES BY COUNTRY OF RESETTLEMENT								
Country of Resettlement	2011	2012	2013	2014	2015	2016	2017	Total
USA	2,083	1,688	2,040	3,751	3,610	7,665	2,451	23,288
Canada	541	213	464	302	174	452	663	2,809
Australia	182	141	311	160	514	580	459	2,347
Sweden	329	88	331	229	341	238	75	1,631
United Kingdom	208	460	260	279	308	267	248	2,030
Netherlands	81	29	-	87	2	70	-	269
Norway	58	18	159	78	32	3	7	355
New Zealand	10	-	4	-	-	5	11	30
Denmark	-	10	22	7	7	4	-	50
Other	89	12	13	20	13	2	7	156
Total	3,581	2,659	3,604	4,913	5,001	9,286	3,921	32,965

departures to end of march



**VOLUNTARY REPATRIATION FROM KENYA
BY COUNTRY OF ORIGIN**

Country of Origin	Year									
	2009	2010	2011	2012	2013	2014	2015	2016	2017	Total
Sudan	665	64	28							757
Burundi	2	1		4						7
Rwanda	1	2	2	1						6
Mozambique	-	5							4	9
Somalia	-	6	69	4		485	6,097	33,737	35,407	75,805
Congo	-	3	2	7	3					15
Ethiopia	-	-								0
Uganda	-	-	4	1						5
Other	-	2	6					6		14
Total	668	83	111	17	3	485	6,097	33,743	35,411	76,618

VolRepTrend

