

## WORKING ENVIRONMENT

Despite dramatic situations of forced displacement throughout 2015, Africa continued to host the vast majority of refugees worldwide. In 2015, more than 18 million refugees, internally displaced people (IDPs), people at risk of statelessness and other people of concern to UNHCR received assistance across the continent. Globally, eight of UNHCR's major emergencies in 2015 were in Africa, with the Burundi and Yemen situations causing the newest displacements on the continent.

Peace efforts were slow to take hold and continuing conflicts posed the risk of further entrenching current forced displacement situations. Persisting situations of violence in countries such as the Central African Republic (CAR), Nigeria and South Sudan prevented the resolution of many displacement situations, with only small numbers of people returning home, in most cases spontaneously. Consequently, UNHCR's programmes began shifting from immediate relief activities to education, livelihoods, cash-based assistance, and other longer-term strategies, in order to foster the refugees' self-reliance and dignity. Participation in hosting communities helped build resilience in exile, as flare-ups of violence in countries of origin dimmed return prospects.



UNHCR/Catianne Tijerina

A refugee girl from the Central African Republic carrying a toddler returning home to the Gado-Badzere camp, Cameroon.



# Africa

Humanitarian access to populations in need was hampered in most situations still affected by conflict, notably in Burkina Faso, Cameroon, the CAR, Chad, the Democratic Republic of the Congo (DRC), Mali, Niger, Nigeria, Somalia and South Sudan. This led to gaps in services provided, higher malnutrition and mortality rates, and the potential for further displacement.

Globally, fewer refugees than ever found solutions to displacement in 2015. In Africa, the numbers of those able to return home continued to diminish. Nevertheless, returns from Liberia to Côte d'Ivoire were reinitiated after the Ebola outbreak ended in the second half of 2015. More refugees were also resettled out of Africa than in any previous year – nearly 25,000 refugees, mostly from the DRC and Somalia, were resettled mainly to the United States, Canada, the United Kingdom and Sweden.

Local integration was pursued throughout Africa, with some 200,000 former Burundian refugees who fled their country in 1972 becoming naturalized citizens of the United Republic of

Tanzania (Tanzania) in 2015. Further efforts were ongoing with respect to Angolan refugees, particularly in Zambia, to finally bring a close to that longstanding displacement chapter.

In recent years, UNHCR has been strengthening its working relations with non-traditional development partners, such as the African Development Bank and the World Bank, in order to promote development in refugee-hosting areas. In 2015, UNHCR worked with the World Bank to attract support for services in the areas of agriculture, education, health and access to markets in under-resourced regions that host refugees. In 2015, proposals were made for the DRC, Kenya, Tanzania, Uganda and Zambia.

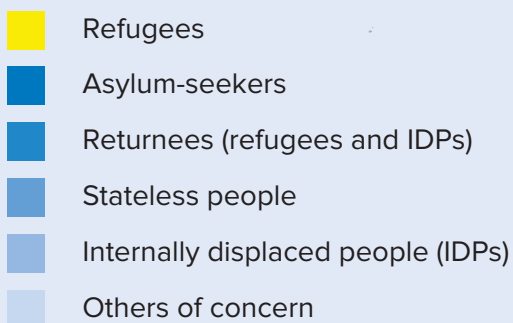
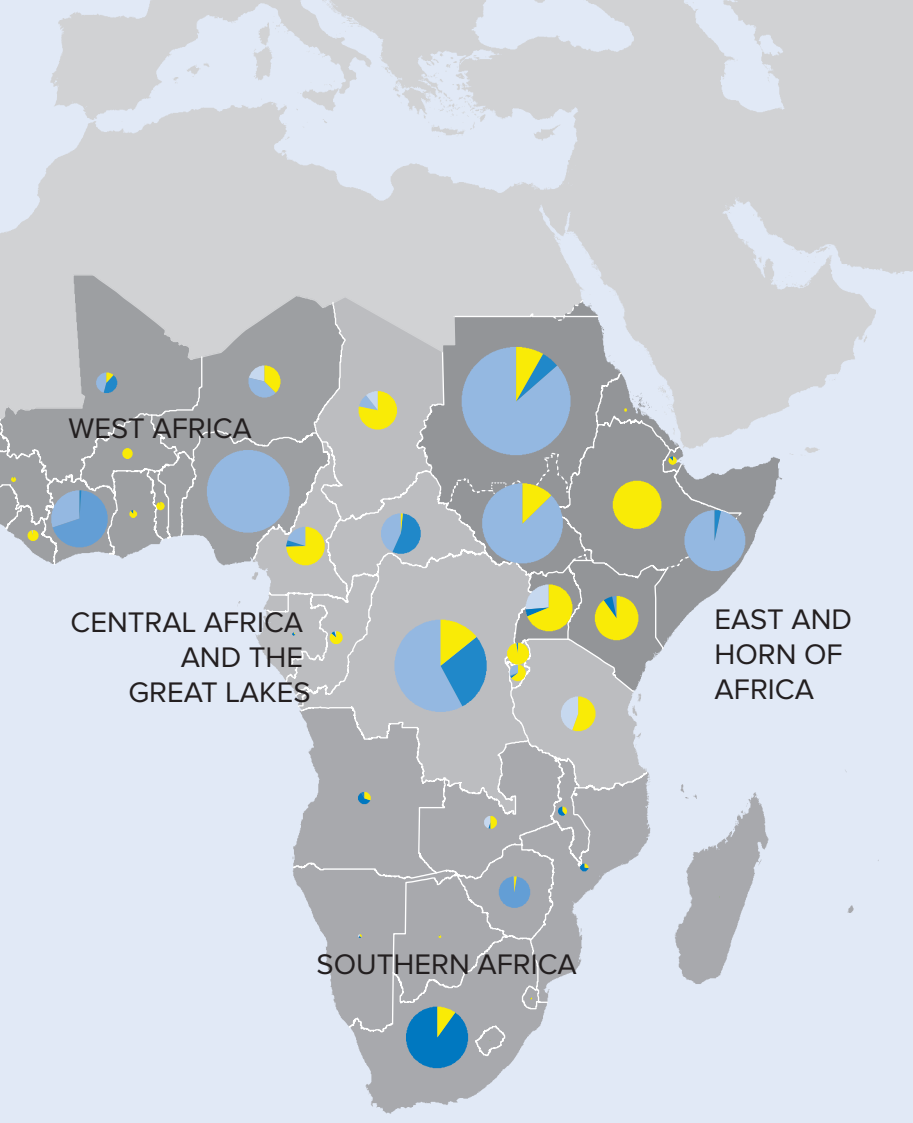
In October 2015, UNHCR and the European Union co-hosted a ministerial-level pledging conference to raise support for Somali refugees. Donors pledged some USD 105 million to support an action plan for the sustainable return and reintegration of Somali refugees from Kenya to Somalia. The plan is to be implemented over the coming two years.



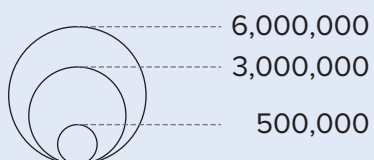
## MAJOR OPERATIONS

This overview highlights key aspects of the main situations that required emergency or sustained response from UNHCR and its partners in 2015. More details on individual operations are available in the relevant subregional and country operations pages on the Global Focus website (<http://reporting.unhcr.org>).

In 2015, more than 234,000 **Burundians** were forced to flee into the DRC, Rwanda, Tanzania, Uganda, and even as far as Zambia. A regional refugee response plan, led by UNHCR, was issued in May 2015 to mobilize critical assistance. However, the operations were beset early on by an outbreak of cholera in Tanzania, reports of recruitment from camps in Rwanda, sexual and gender-based violence (SGBV), and other serious protection concerns. UNHCR, working closely with governments and other agencies, quickly responded with emergency support. By the end of the year, a contingency plan had been put in place by all agencies involved in the refugee response, which included a worst-case scenario for 2016 and a strategy to address ongoing needs.



### Population size



During 2015, efforts were made to consolidate relief activities and improve services for refugees from the **CAR** in Cameroon, Chad, the Congo and the DRC. Despite a small number of returns, the number of refugees from the CAR continued to grow steadily, particularly ahead of the presidential and legislative elections that took place at the end of the year and required a second round of elections in February 2016. UNHCR assisted around 60 per cent of refugees in neighbouring countries to successfully participate in the presidential elections.

The situation in the **DRC** remained tense in 2015. Sporadic violence, particularly in the North Kivu area, resulted in further internal displacement and prevented humanitarian access for much of the year. In total, some 1.5 million IDPs remained displaced in the DRC at the end of the year, while the country also hosted 106,000 refugees from the CAR, 245,000 from Rwanda (figure based on an initial pre-registration exercise carried out by the Government), and 20,000 from Burundi following the recent conflict.

Despite the signature in June 2015 of the Agreement for Peace and Reconciliation in **Mali**, a sporadic resurgence of violence prevented voluntary return at anticipated levels. Humanitarian agencies were blocked from accessing the north and central regions of the country. More than 139,000 refugees remained in Burkina Faso, Mauritania and Niger, and some 61,000 people remained displaced inside the country. A critical lack of funding also hampered the delivery of assistance, with the displaced population growing more vulnerable as a result of recurrent droughts and chronic poverty.

The conflict and violence in **Nigeria** escalated in 2015, with insurgents attacking civilian populations across the borders in Cameroon, Chad and Niger. Despite the contribution of troops by these countries, the death toll continued to rise at the end of 2015 and into 2016, with a growing trend of women and girls being used as suicide bombers in markets, schools and other populated areas. By the end of the year, Cameroon was host to 62,000 refugees from Nigeria and had nearly 93,000 IDPs displaced by the conflict; Chad hosted 14,000 refugees and had 52,000 IDPs; and Niger hosted 138,000 refugees from Nigeria and had 50,000 IDPs.

In **South Sudan**, ongoing conflict and growing food insecurity are causing more and more people to flee either across borders or within the country. As of December 2015, some 2.3 million people had been forced to flee their homes: some 650,000 had moved into Ethiopia, Kenya and Uganda; and 1.65 million remained displaced inside the country. Despite a peace agreement signed in August 2015, and peace talks held in Addis Ababa in November 2015, the conflict that began in December 2013 continued into its third year. By the end of 2015, unrest led to new outflows in the south of the country, particularly into the CAR and the DRC. Lack of security inside the country exacerbated the effects of a poor harvest, resulting in higher food insecurity than previously reported. The protection of children in South Sudan and neighbouring countries of asylum remained critical: more than 65 per cent of those fleeing were under the age of 18.

In **Somalia** insecurity prevailed, however the violence and bombing throughout 2015 in Yemen caused some 27,000 Somalis – both refugees and migrants – to cross the Red Sea in order to return home. Some 3,335 new Yemeni arrivals also took refuge in the country. Others sought asylum in Djibouti (17,500 Yemenis and 300 Somalis since April 2015); Ethiopia (1,200 Yemenis and 2,500 Somalis); and Sudan (some 700 Yemenis and Somalis). At least 13,000 nationals from Djibouti, Ethiopia and Sudan also chose to return. At the same time, relatively small numbers of Somali refugees in Dadaab camp in Kenya decided to avail themselves of the pilot voluntary repatriation programme into areas deemed safe in Somalia (Baidoa, Kismayo, Luuq and Mogadishu). Some 5,700 repatriated voluntarily during the year.

Some 2,000 people were able to repatriate from Liberia to Côte d'Ivoire in 2015. An additional 100 Liberian refugees were also able to return from Benin, Ghana and Togo. As mentioned above, some 5,700 Somali refugees were able to repatriate to Somalia in the course of the year, while some 10,000 Somalis in Ethiopia registered for voluntary repatriation in 2016. A total of 4,650 refugees also returned to Rwanda from the region, with an estimated 72,000 people still awaiting solutions. Local integration was also supported for those affected by several long-term situations, such as the former Burundian refugees living in Tanzania since 1972, of whom nearly 200,000 became Tanzanian citizens in 2015. Local integration opportunities were also being sought for more than 3,700 former Rwandan refugees in Zambia.

## ACHIEVEMENTS AND IMPACT

### Seeking durable solutions

Despite declining numbers of those being able to return voluntarily to their countries of origin in recent years, efforts to find durable solutions for refugees and IDPs continued. In 2015, more than 130,700 refugees were able to return to their areas of origin.

### Preventing and reducing statelessness

The efforts to raise awareness about statelessness through the #IBelong Campaign to End Statelessness by 2024 bore some fruit in 2015. The Regional Ministerial-level Conference on Statelessness in West Africa, hosted by ECOWAS in Abidjan on 25 February 2015, was attended by all ECOWAS countries and garnered 25 new commitments from States to accede to either one or both of the statelessness conventions. The

adoption in August 2015 of the Protocol on the Right to Nationality in Africa by the African Commission on Human and Peoples' Rights was a positive step towards the anticipated overall adoption of this important protocol by the African Union in 2016.

## CONSTRAINTS

In 2015, UNHCR encountered problems of access and insecurity in most situations still affected by widespread conflict.

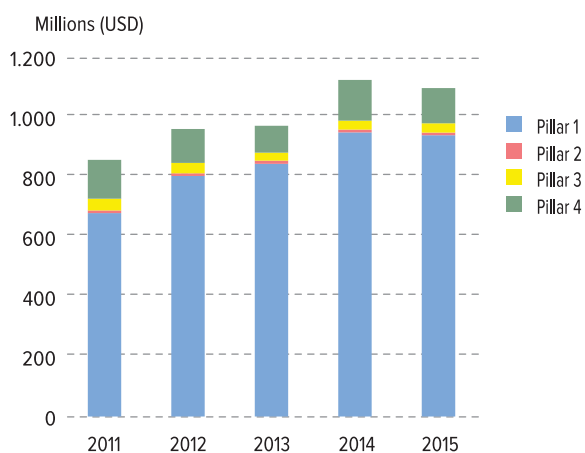
Food insecurity in Africa had been a growing concern, and in 2015 it affected more than 76 per cent of refugees in the region, who experienced a reduction in food rations. UNHCR carried out an analysis of a large number of African countries' nutrition status reports, the results of which showed above-standard rates of global acute malnutrition, stunting and anaemia. Negative coping strategies such as skipping meals, children leaving school to work, survival sex and theft were noted throughout refugee camps in Africa. In some parts of the

continent including Djibouti, Ethiopia and Rwanda, cash distributions were being used to support the most vulnerable. Nevertheless, it was anticipated that, particularly in the areas also affected by *El Niño* weather conditions, food insecurity would persist, and further efforts to address food needs would be required in 2016.

One of UNHCR's core priorities was to ensure a better future for refugees and other displaced people through education (see *Building better futures* chapter). Nevertheless, with resources continually stretched and sometimes diverted to address the most pressing life-saving needs for a greater proportion of displaced people of concern, the Office was concerned that it had not been able to ensure the availability and a consistent quality of education for all refugee children.

With the need to focus on life-saving emergency measures in so many situations worldwide, UNHCR was only able to dedicate around 10 per cent of available funding in 2015 to livelihoods and solutions activities in Africa. ■

## Expenditure in Africa | 2011-2015



## Financial information

The original 2015 budget for the Africa region approved by the Executive Committee in 2014 amounted to USD 2,169 million. At the end of 2015, the revised budget for 2015 had increased to USD 2,775 million.

Emergencies in 2015 accounted for almost half of UNHCR's requirements in Africa, mainly because of additional needs, including for the Burundi situation (supplementary needs of USD 207 million), the Nigeria situation (supplementary needs of USD 91 million), the South Sudan situation (supplementary needs of USD 248 million) and the Yemen situation (supplementary needs in Africa of USD 39 million).

Total voluntary contributions received for the Africa region amounted to USD 979.7 million, leaving 65 per cent of the region's needs unmet. While UNHCR was able to consolidate its response in some major operations, the new crises required immediate action and, in the case of the Burundi situation, the mobilization of hundreds of staff and assets.

Never before has the African continent hosted as large a number of displaced people in its history. In the past five years, the proportion of UNHCR's resources available to assist people of concern in Africa has seen a drop. As an example, in Ethiopia alone, almost 750,000 refugees were affected by reductions in food assistance in 2015. The food situation has an impact on the protection of UNHCR's people of concern, on the attendance rate of children in schools, and on child labour, to name only a few of the consequences.



## BUDGET AND EXPENDITURE IN AFRICA | USD

Operation		Pillar 1 Refugee programme	Pillar 2 Stateless programme	Pillar 3 Reintegration projects	Pillar 4 IDP projects	Total
<b>CENTRAL AFRICA AND THE GREAT LAKES</b>						
Burundi	Budget	18,676,158	189,402	0	14,156,233	33,021,793
	Expenditure	14,142,547	136,169	0	1,335,359	15,614,075
Cameroon	Budget	107,653,576	843,987	0	6,200,080	114,697,644
	Expenditure	45,951,486	207,295	0	4,556,234	50,715,016
Central African Republic	Budget	11,204,357	0	0	40,211,532	51,415,889
	Expenditure	9,493,331	0	0	18,558,732	28,052,063
Democratic Republic of the Congo Regional Office <sup>1</sup>	Budget	91,411,041	2,696,775	38,546,652	75,174,531	207,828,999
	Expenditure	57,354,600	721,334	10,269,880	12,900,729	81,246,542
Republic of the Congo	Budget	35,341,593	0	0	0	35,341,593
	Expenditure	10,261,615	0	0	0	10,261,615
Rwanda	Budget	122,417,859	0	622,144	0	123,040,003
	Expenditure	38,962,773	0	517,683	0	39,480,457
United Republic of Tanzania	Budget	118,736,353	0	15,418,811	0	134,155,164
	Expenditure	42,244,039	0	6,626,003	0	48,870,041
<b>Subtotal</b>	<b>Budget</b>	<b>505,440,938</b>	<b>3,730,164</b>	<b>54,587,608</b>	<b>135,742,376</b>	<b>699,501,085</b>
	<b>Expenditure</b>	<b>218,410,391</b>	<b>1,064,798</b>	<b>17,413,566</b>	<b>37,351,054</b>	<b>274,239,809</b>
<b>EAST AND HORN OF AFRICA</b>						
Chad	Budget	168,802,729	1,591,058	885,000	0	171,278,787
	Expenditure	73,959,150	608,209	806,078	0	75,373,437
Djibouti	Budget	41,396,203	0	0	0	41,396,203
	Expenditure	10,508,707	0	0	0	10,508,707
Eritrea	Budget	5,913,217	0	0	0	5,913,217
	Expenditure	3,548,472	0	0	0	3,548,472
Ethiopia	Budget	311,641,954	0	0	0	311,641,954
	Expenditure	152,109,568	0	0	0	152,109,568
Ethiopia (Regional Liaison Office to the AU and ECA)	Budget	1,439,099	0	0	0	1,439,099
	Expenditure	1,420,907	0	0	0	1,420,907
Kenya	Budget	250,824,698	371,416	0	0	251,196,114
	Expenditure	100,846,641	189,740	0	0	101,036,382
Kenya Regional Support Hub	Budget	8,725,134	0	0	0	8,725,134
	Expenditure	6,054,227	0	0	0	6,054,227
Somalia	Budget	44,514,196	0	13,096,330	41,543,354	99,153,880
	Expenditure	19,028,204	0	6,922,988	10,237,076	36,188,268
South Sudan	Budget	185,326,305	6,539,991	0	222,014,560	413,880,856
	Expenditure	96,295,886	2,112,569	0	42,054,490	140,462,944
Sudan	Budget	137,778,614	3,077,345	0	30,466,838	171,322,797
	Expenditure	57,119,403	567,792	0	13,246,408	70,933,603
Uganda	Budget	218,337,173	20,000	3,050,000	0	221,407,173
	Expenditure	62,654,022	4,177	0	0	62,658,198
Regional activities	Budget	11,051,350	0	0	0	11,051,350
	Expenditure	214,903	0	0	0	214,903
<b>Subtotal</b>	<b>Budget</b>	<b>1,385,750,671</b>	<b>11,599,810</b>	<b>17,031,330</b>	<b>294,024,751</b>	<b>1,708,406,563</b>
	<b>Expenditure</b>	<b>583,760,089</b>	<b>3,482,486</b>	<b>7,729,066</b>	<b>65,537,974</b>	<b>660,509,615</b>

Operation		Pillar 1 Refugee programme	Pillar 2 Stateless programme	Pillar 3 Reintegration projects	Pillar 4 IDP projects	Total
<b>WEST AFRICA</b>						
Burkina Faso	Budget	20,567,209	0	0	0	20,567,209
	Expenditure	14,063,407	0	0	0	14,063,407
Côte d'Ivoire	Budget	15,033,233	3,599,304	7,917,216	0	26,549,754
	Expenditure	4,708,272	2,070,552	2,506,139	0	9,284,963
Ghana	Budget	10,948,861	0	0	0	10,948,861
	Expenditure	5,309,408	0	0	0	5,309,408
Guinea	Budget	7,178,568	0	0	0	7,178,568
	Expenditure	3,600,799	0	0	0	3,600,799
Liberia	Budget	34,164,707	0	0	0	34,164,707
	Expenditure	15,362,854	0	0	0	15,362,854
Mali	Budget	48,924,988	123,119	10,754,399	8,058,010	67,860,517
	Expenditure	9,384,458	101,971	3,670,590	1,709,622	14,866,641
Niger	Budget	46,858,700	254,369	0	2,654,087	49,767,155
	Expenditure	25,698,549	250,799	0	1,931,127	27,880,475
Senegal Regional Office <sup>2</sup>	Budget	46,024,679	1,948,594	0	27,836,290	75,809,563
	Expenditure	21,185,152	816,972	0	10,579,188	32,581,312
<b>Subtotal</b>	<b>Budget</b>	<b>229,700,946</b>	<b>5,925,386</b>	<b>18,671,616</b>	<b>38,548,387</b>	<b>292,846,334</b>
	<b>Expenditure</b>	<b>99,312,900</b>	<b>3,240,294</b>	<b>6,176,728</b>	<b>14,219,937</b>	<b>122,949,859</b>
<b>SOUTHERN AFRICA</b>						
Angola	Budget	5,453,056	0	0	0	5,453,056
	Expenditure	3,085,400	0	0	0	3,085,400
Botswana	Budget	4,351,907	0	0	0	4,351,907
	Expenditure	2,547,788	0	0	0	2,547,788
Malawi	Budget	5,712,834	0	0	533,421	6,246,255
	Expenditure	3,260,690	0	0	484,928	3,745,618
Mozambique	Budget	4,769,181	380,099	0	0	5,149,280
	Expenditure	2,710,374	182,439	0	0	2,892,812
Namibia	Budget	546,748	0	0	0	546,748
	Expenditure	499,581	0	0	0	499,581
South Africa Regional Office	Budget	26,298,812	971,936	0	0	27,270,748
	Expenditure	12,911,702	507,630	0	0	13,419,332
Zambia	Budget	19,513,408	0	0	0	19,513,408
	Expenditure	8,985,532	0	0	0	8,985,532
Zimbabwe	Budget	5,676,791	129,910	0	0	5,806,701
	Expenditure	4,704,711	122,441	0	0	4,827,151
<b>Subtotal</b>	<b>Budget</b>	<b>72,322,737</b>	<b>1,481,945</b>	<b>0</b>	<b>533,421</b>	<b>74,338,104</b>
	<b>Expenditure</b>	<b>38,705,778</b>	<b>812,509</b>	<b>0</b>	<b>484,928</b>	<b>40,003,215</b>
<b>Total Africa</b>	<b>Budget</b>	<b>2,193,215,292</b>	<b>22,737,305</b>	<b>90,290,554</b>	<b>468,848,935</b>	<b>2,775,092,086</b>
	<b>Expenditure</b>	<b>940,189,157</b>	<b>8,600,087</b>	<b>31,319,360</b>	<b>117,593,893</b>	<b>1,097,702,497</b>

<sup>1</sup> Includes activities in Gabon and the Democratic Republic of the Congo

<sup>2</sup> Includes activities in Benin, the Gambia, Guinea-Bissau, Nigeria, Sierra Leone and Togo

## VOLUNTARY CONTRIBUTIONS TO AFRICA | USD

<i>Donor</i>	Pillar 1 Refugee programme	Pillar 2 Stateless programme	Pillar 3 Reintegration projects	Pillar 4 IDP projects	All pillars	<b>Total</b>
African Development Bank	1,000,000					1,000,000
Belgium	2,600,389		1,052,248			3,652,637
Botswana					16,600	16,600
Brazil	102,040					102,040
Canada	1,896,813				14,358,773	16,255,586
Central Emergency Response Fund	28,230,173			9,625,948		37,856,121
Common Humanitarian Fund for Somalia				919,551		919,551
Common Humanitarian Fund for South Sudan				1,488,963		1,488,963
Common Humanitarian Fund for Sudan	1,092,255			2,397,838		3,490,093
Denmark	4,693,712			500,000	11,571,529	16,765,241
DRC Pooled Fund	1,140,650			983,161		2,123,811
Economic Community of West African States	300,000					300,000
European Union	36,390,350	366,431	1,893,320	5,232,837		43,882,937
Finland	1,083,424				7,078,537	8,161,961
France	7,521,387			1,000,000	1,367,169	9,888,557
Germany	9,788,433		1,143,583		24,029,547	34,961,564
Holy See	9,976			6,723		16,700
International Organization for Migration	595,692					595,692
Ireland	2,231,747					2,231,747
Italy	4,805,582		1,035,793	2,741,840		8,583,216
Japan	53,656,997		3,137,975	11,492,025	4,636,424	72,923,421
Liechtenstein					102,881	102,881
Luxembourg				625,782	3,379,224	4,005,006
Monaco	62,578					62,578
Namibia					43,740	43,740
Nigeria					63,735	63,735
Norway	6,852,857				1,823,197	8,676,054
Private donors in Australia	961,569			311,097	49,563	1,322,230
Private donors in Cameroon	49,300					49,300
Private donors in Canada	55,736				180,722	236,458
Private donors in China (Hong Kong SAR)	79,684					79,684
Private donors in France					1,156	1,156
Private donors in Germany	1,588,014			448,934	7,040,222	9,077,170
Private donors in Italy	547,690			10,893	8,750	567,333
Private donors in Japan	2,591,903		143,060	98,097	52,340	2,885,400
Private donors in Kenya	2,539				97,723	100,262
Private donors in Kuwait					8,959	8,959
Private donors in Qatar	2,666,898					2,666,898
Private donors in Republic of Korea	468,116				124,462	592,578
Private donors in Spain	430,898			11,486	14,026	456,411
Private donors in Sweden	1,404,693					1,404,693
Private donors in Switzerland	5,931				1,778	7,710
Private donors in Thailand	960					960

<i>Donor</i>	Pillar 1 Refugee programme	Pillar 2 Stateless programme	Pillar 3 Reintegration projects	Pillar 4 IDP projects	All pillars	<b>Total</b>
Private donors in the Netherlands	18,362,483					18,362,483
Private donors in the United Kingdom	78,281				266	78,547
Private donors in the United States of America	2,368,100				524,712	2,892,812
Republic of Korea	200,000			200,000	1,300,000	1,700,000
Slovenia					32,680	32,680
South Africa					120,729	120,729
Spain	1,175,940			1,160,791		2,336,731
Sweden					15,358,522	15,358,522
Switzerland	8,859,399			2,179,568	2,057,613	13,096,580
United Kingdom	65,606,448		4,702,194	795,686		71,104,328
United Nations Children Fund	69,543					69,543
United Nations Delivering as One Funds	441,761		240,000			681,761
United Nations Development Programme	378,468			103,838		482,306
United Nations Peacebuilding Fund		79,399	977,685			1,057,084
United Nations Population Fund	980,551					980,551
United Nations Programme on HIV and AIDS	1,802,650			100,000		1,902,650
United States of America	106,080,229			12,000,000	433,724,274	551,804,503
<b>Total</b>	<b>381,312,841</b>	<b>445,830</b>	<b>14,325,859</b>	<b>54,435,059</b>	<b>529,169,854</b>	<b>979,689,443</b>

Note: Includes indirect support costs that are recovered from contributions to Pillars 3 and 4, supplementary budgets and the "New or additional activities – mandate-related" (NAM) Reserve