

Original Camp population 2005:..... **54,000**
 Estimated % remaining in camps:.....50%
 Estimated % in transit areas:.....0
 Estimated returnees:..50%

Original Camp population 2005:..... **1,110,000**
 Estimated % remaining in camps:.....25%
 Estimated % in transit areas:.....22%
 Estimated returnees:..56%






Unknown number of IDPs

The original camp population in 2005 was 466,000 IDPs. As of March 2008, all 61 IDP camps in Lango had been closed officially, and an inter-agency assessment carried out in June 2008 determined that all 466,000 former IDPs have found durable solutions, apart from about 700 extremely vulnerable individuals.

Original Camp population 2005:..... **143,000**
 Estimated % remaining in camps:.....10%
 Estimated % in transit areas:.....2%
 Estimated returnees:..113%

Total number of IDPs in northern Uganda (in camps plus transit sites):.....**622,000**
Source: IASC, May 2009, Update on IDP movements

Internal displacement in Uganda

-  Sub-regions with the majority of IDPs remaining
-  Sub-regions with an unknown number of IDPs
-  Sub-regions with the majority of IDPs returned to their villages of origin
-  Capital city
-  Town, village

0 50 Km

IDMC

The boundaries and names shown and the designations used on this map do not imply official endorsement or acceptance by the IDMC.