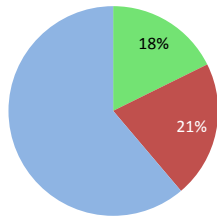


Total Population

- Under-fives children
- Women of reproductive age



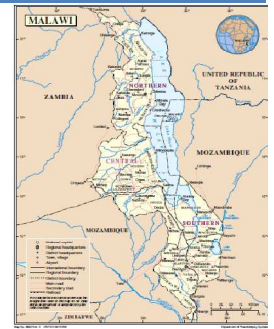
10,216 Origin of refugees:

- 1,803 Rwanda
- 2,162 Congo
- Burundi
- Somalia

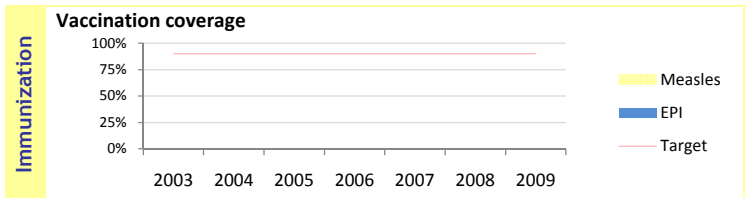
Established in: 1995

Implementing Partners:

- Health/ HIV** MoH, MRedCross
- Nutrition** MRedCross
- WatSan** MRedCross



Public Health Programme	Human Resources	IP	Staffing	Standard
	Medical Doctor	0	N/A	ⓘ 1:≤50,000
Clinical Consultant	3	3,405	✓ 1:≤10,000	
Nurse (qualified)	7	1,459	✓ 1:≤10,000	
MCH / Midwife	7	1,459	✓ 1:≤10,000	
Community Health Worker	8	1,277	✗ 500-1000	
Hygiene Promoter	8	1,277	✗ 1:≤500	
Access to Health Services		2009	Standard	
Nº of HC facilities	2	✓	1:≤10,000	
Nº of consultations per trained clinician per day	54	⚠	≤ 50	
Utilisation Rate (new consultations/person/year)	4.0	✓	1-4	
Proportion of host population consultations	N/A	ⓘ	variable	
Malaria				
Has ACT been introduced as 1st-line treatment?	No	✗	Yes	



Public Health Impact

Indicator	2009	Standard
Crude Mortality Rate (CMR) (1000/month)	0.09	✓ ≤ 1.5
Under-fives Mortality Rate (U5MR) (1000/month)	0.09	✓ ≤ 3.0
Infant Mortality Rate (IMR) (1000 live births/year)	N/A	ⓘ ≤ 60
Neonatal Mortality Rate (NMR) (1000 live births/yr)	N/A	ⓘ ≤ 40

Mortality Trends

Year	CMR (1000/month)	U5MR (1000/month)
2003	0.09	0.09
2004	0.09	0.09
2005	0.09	0.09
2006	0.09	0.09
2007	0.09	0.09
2008	0.09	0.09
2009	0.09	0.09

Reproductive Health

Indicator	2009	Standard
Coverage of complete ANC care (4 or more visits)	100%	✓ 100%
Proportion births attended by skilled person	100%	✓ ≥ 50%
Proportion of birth taking place in EmOC facilities	N/A	ⓘ ≥ 50%
Proportion of low birth weight deliveries (<2500g)	1%	✓ ≤ 15%
Family Planning		
Proportion of women using contraceptives	N/A	ⓘ ≥ 30%
Sexual and Gender-based Violence		
Incidence of rape (reported cases / 10,000/ year)	0.0	variable
Proportion of rape survivors who receive PEP <72 h	100%	✓ 100%
Proportion of rape survivors who receive ECP <120 h	N/A	ⓘ 100%
Prop. of rape survivors receiving STI prophylaxis <2wks	100%	✓ 100%

HIV/AIDS

Indicator	2009	Standard
Condom distribution rate (Nr. of condoms/person/month)	N/A	ⓘ ≥ 0.5
Does appropriate IEC material exist for PoCs?	Yes	✓ Yes
Are risk groups targeted with prevention programs?	Yes	✓ Yes
Proportion of donated blood units screened for HIV	100%	✓ 100%
PMTCT coverage rate	100%	✓ 100%
Care and Treatment		
Do PoC's have equal access to ART as host community?	Yes	✓ Yes
Nr. of HIV Positive POCs receiving ART	66	variable
Prop. of HIV-pos mothers receiving cotrim. prophylaxis	100%	✓ 100%
Prop. of HIV-pos infants receiving cotrim. prophylaxis	N/A	ⓘ 100%

Disease Burden

U5 Morbidity (cases/ 1000/ month)	U5	Proportional Morbidity
Malaria	■	0%
Acute respiratory infections	■	100%
Non-bloody diarrhoea	■	0%
Urinary tract infections	■	0%
Intestinal worms	■	0%
Crude Morbidity (cases/ 1000/ month)		
Malaria	■	0%
Acute respiratory infections	■	100%
Non-bloody diarrhoea	■	0%
Urinary tract infections	■	0%
Sexually-transmitted infections	■	0%

Malnutrition

Indicator	2009	Standard
Global acute malnutrition rate (GAM)	N/A	ⓘ ≤ 5%
Severe acute malnutrition rate (SAM)	N/A	ⓘ ≤ 2%
Prevalence of anaemia in children under five	N/A	ⓘ ≤ 20%
Prevalence of anaemia in women of reproductive age	N/A	ⓘ ≤ 20%
Average number of kilocalories per person per day	2,100	✓ 2100

WASH

Indicator	2009	Standard
Average quantity of potable water per person per day	N/A	ⓘ ≥ 20L
Nr. of persons per water tap	426	✗ ≤ 80
Proportion of pop. living within 200 m from water point	90%	⚠ 100%
Nr. of persons per drop-hole in communal latrine	42	✗ ≤ 20
Proportion of families with latrines	36%	✗ 100%
Proport. of families receiving >250g soap/person/month	N/A	ⓘ ≥ 90%

Observations

Health services at Dzaleka refugee camp are provided by the Malawian Ministry of Health; UNHCR contributes by paying the salaries of the health personnel. Medical referrals are done to the district hospital at Dowa. The Malawian Red Cross implements HIV prevention activities in the camp. No nutritional surveys were conducted during 2009.

