

# DONOR PROFILES

THIS CHAPTER gives an overview of UNHCR's major donors. The chapter is divided between:

- 1) Governmental donors and the European Commission,
- 2) Intergovernmental donors,
- 3) United Nations donors,
- 4) and private sector fund-raising programmes and national associations.

**A**LL GOVERNMENTAL, intergovernmental and UN donors who contributed USD 100,000 or more are included in this chapter. UNHCR's national associations and private sector fund-raising programmes are included at the end of the chapter. The donor profiles for private sector fund-raising programmes and national associations include a list of donors who contributed USD 10,000 or more.

The donor profiles for government donors include rankings based on the total contribution, unrestricted contribution and contribution in relation to the government's population size and GDP. All the rankings are based on government donors and the European Commission only. The donor profiles for governmental, intergovernmental and UN donors also include a pie chart showing the level of earmarking in 2009. Definitions for the different earmarking

levels are described in the Glossary. The donor profiles for private sector fund-raising programmes and national associations include a pie chart showing a breakdown by funding source.

Only contributions that have been recorded against UNHCR's 2009 budgets are included. Contributions that were received in 2009, but recorded for activities in another year will be shown in the Global Report of that year.

TABLE 1

Main governmental donors • 2009 | Total contributions

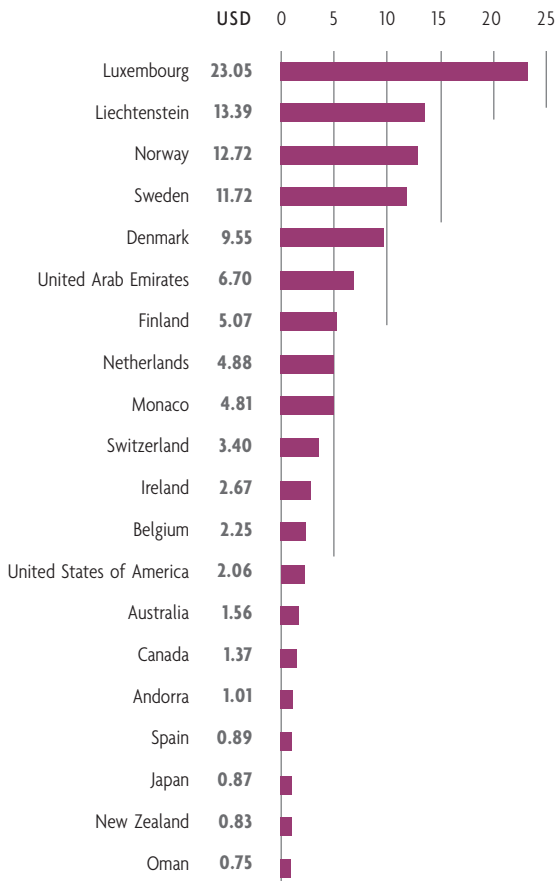
	Total USD
United States of America	640,726,528
European Commission	126,947,661
Japan	110,553,715
Sweden	107,885,397
Netherlands	80,617,231
Norway	60,642,612
Germany	54,529,973
Denmark	52,132,909
Canada	45,561,841
United Kingdom	41,997,362
Spain	39,539,195
Australia	32,873,505
United Arab Emirates	30,054,000
Finland	26,880,561
Switzerland	25,607,741
Belgium	23,840,967
France	23,209,996
Italy	15,449,784
Ireland	11,849,886
Luxembourg	11,077,231
Saudi Arabia	6,421,325

TABLE 2

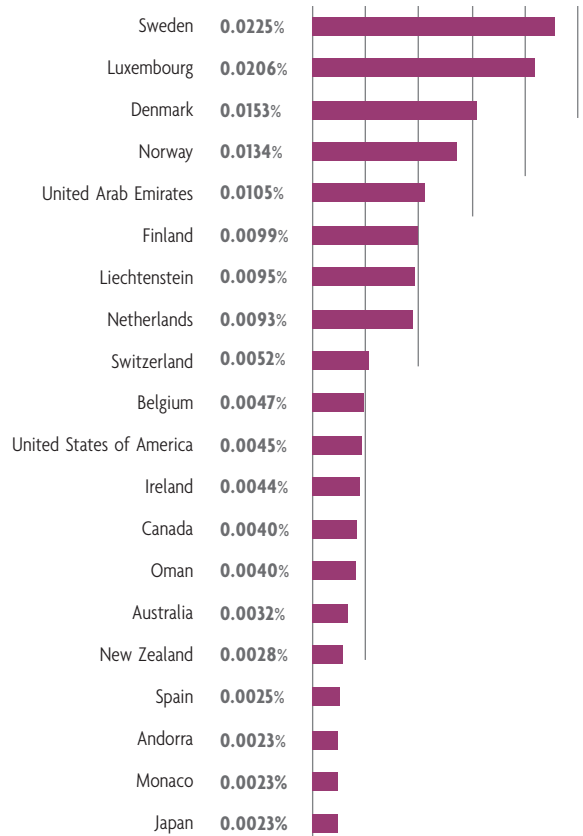
Main governmental donors • 2009 | Unrestricted contributions

	Unrestricted USD
Netherlands	60,085,837
Norway	41,732,623
United Kingdom	30,097,165
Denmark	24,947,227
France	14,731,110
Spain	14,365,411
Belgium	12,499,569
Switzerland	11,972,563
Canada	11,272,142
Germany	10,872,675
Japan	10,692,149
Finland	10,014,306
Australia	9,761,415
Ireland	7,735,584
New Zealand	3,500,583
Republic of Korea	2,500,000
Luxembourg	2,145,923
Portugal	1,779,290
Italy	1,646,904
Kuwait	1,000,000
Austria	844,063

**TABLE 3** Top 20 Donors • 2009 | Contributions per capita



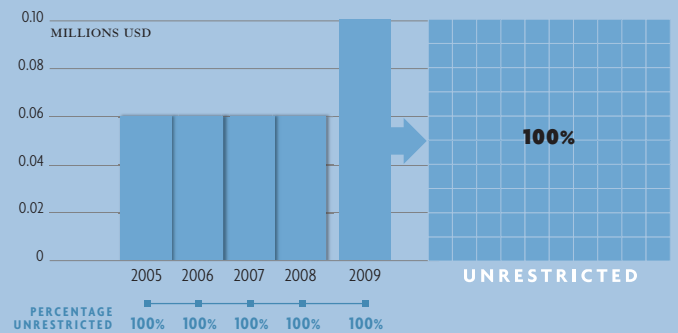
**TABLE 4** Top 20 Donors • 2009 | Contributions as a percentage of GDP



## Algeria

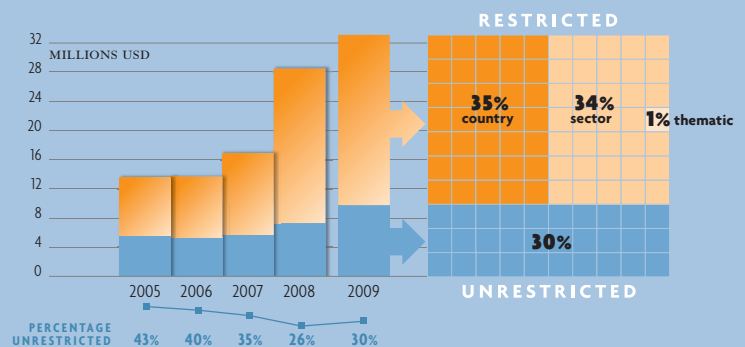
Total contribution in USD: **100,000** [RANK: 41]  
 Unrestricted contribution (USD): **100,000** [RANK: 29]  
 Donor ranking per GDP: **44**  
 Donor ranking per capita: **48**

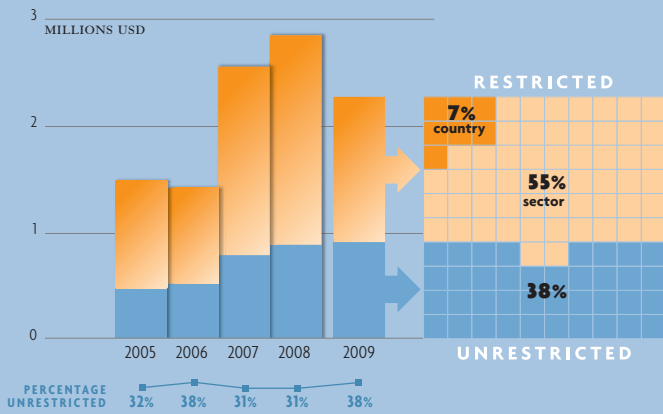
CONTRIBUTIONS TO UNHCR 2005 - 2009 | LEVEL OF EARMARKING IN 2009



## Australia

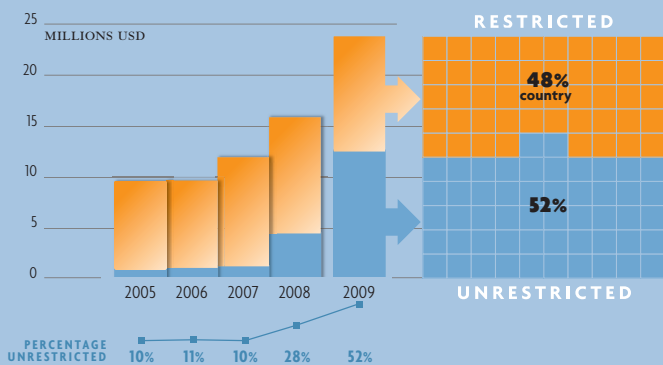
Total contribution in USD: **32,873,505** [RANK: 12]  
 Total contribution in currency: **40,024,410 (AUD) • 3,998,976 (USD)**  
 Unrestricted contribution (USD): **9,761,415** [RANK: 13]  
 Donor ranking per GDP: **15**  
 Donor ranking per capita: **14**





## Austria

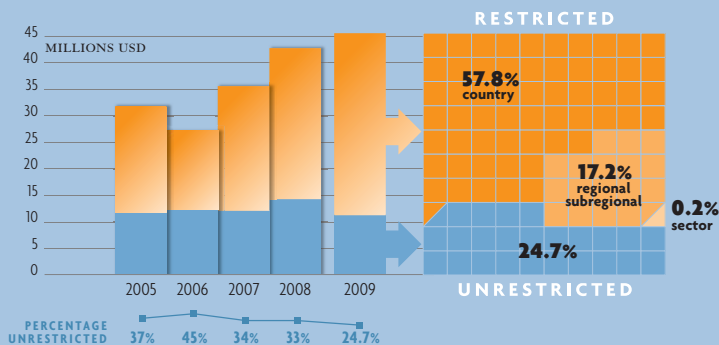
Total contribution in USD: **2,247,678** [RANK: 26]  
 Total contribution in currency: **1,506,500 (EUR) • 176,940 (USD)**  
 Unrestricted contribution (USD): **844,063** [RANK: 21]  
 Donor ranking per GDP: **32**  
 Donor ranking per capita: **25**



## Belgium

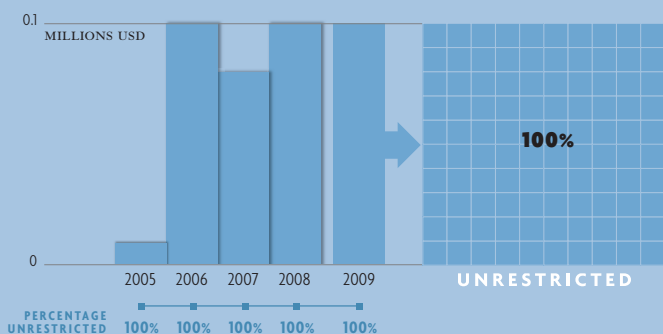
Total contribution in USD: **23,840,967** <sup>(1)</sup> [RANK: 16]  
 Total contribution in currency: **15,949,283 (EUR) • 715,598 (USD)**  
 Unrestricted contribution (USD): **12,499,569** [RANK: 7]  
 Donor ranking per GDP: **10**  
 Donor ranking per capita: **12**

<sup>(1)</sup> Includes USD 182,982 from the Regional Government of Flanders.



## Canada

Total contribution in USD: **45,561,841** [RANK: 9]  
 Total contribution in currency: **55,737,500 (CAD)**  
 Unrestricted contribution (USD): **11,272,141** [RANK: 9]  
 Donor ranking per GDP: **13**  
 Donor ranking per capita: **15**



## Chile

Total contribution in USD: **100,000** [RANK: 41]  
 Unrestricted contribution (USD): **100,000** [RANK: 29]  
 Donor ranking per GDP: **43**  
 Donor ranking per capita: **43**



## China

Total contribution in USD: **250,000** [RANK: 38]  
 Unrestricted contribution (USD): **250,000** [RANK: 24]  
 Donor ranking per GDP: **57**  
 Donor ranking per capita: **57**



## Czech Republic

Total contribution in USD: **549,100** [RANK: 33]  
 Total contribution in currency: **10,000,000** (CZK)  
 Unrestricted contribution (USD): **144,342** [RANK: 27]  
 Donor ranking per GDP: **37**  
 Donor ranking per capita: **36**



## Denmark<sup>(1)</sup>

Total contribution in USD: **52,132,909** [RANK: 8]  
 Total contribution in currency: **265,700,000** (DKK) • **1,898,443** (USD)  
 Unrestricted contribution (USD): **24,947,227** [RANK: 4]  
 Donor ranking per GDP: **3**  
 Donor ranking per capita: **5**

<sup>(1)</sup> In 2009, the Government of Denmark gave DKK 205,000 (USD 39,806) for Iraqi refugees attending higher education in Syrian universities

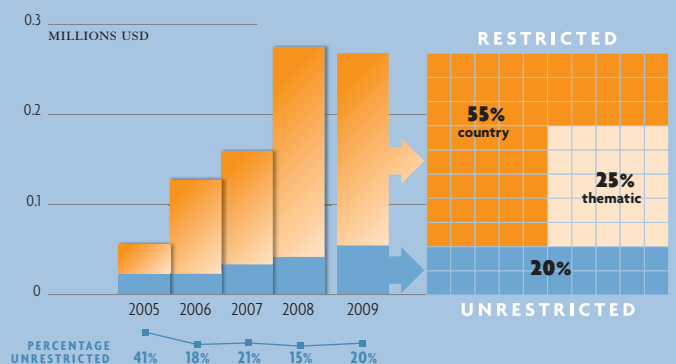
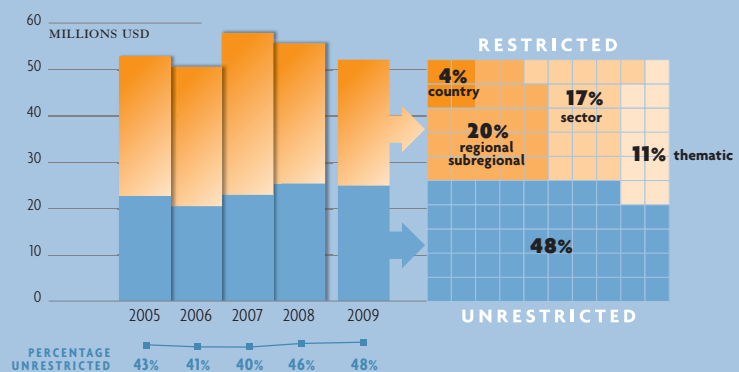
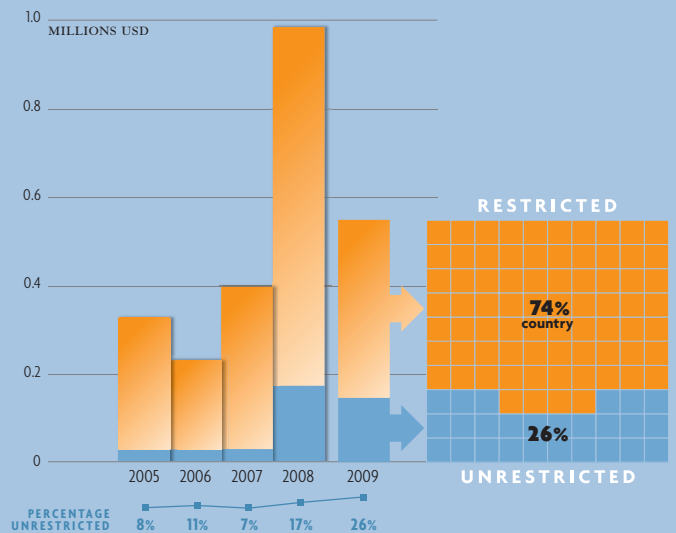
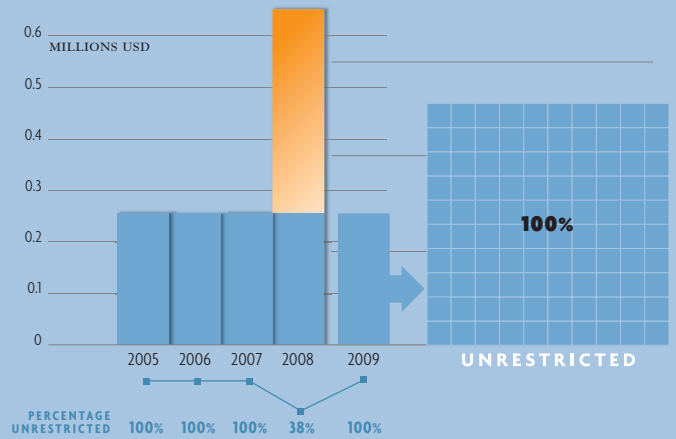


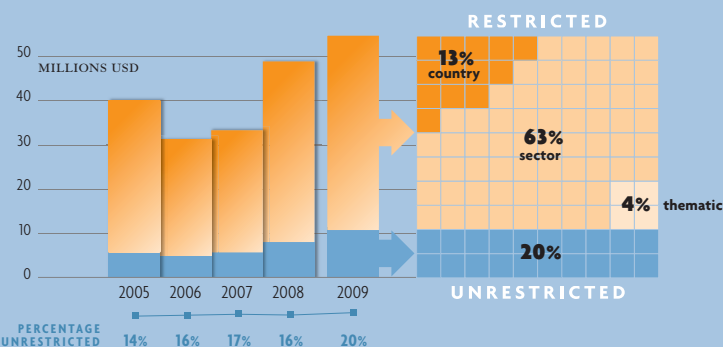
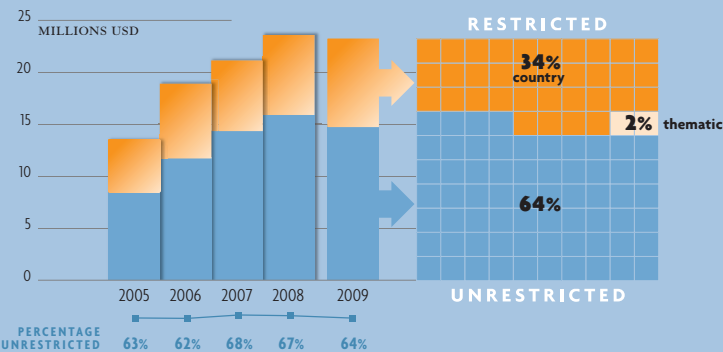
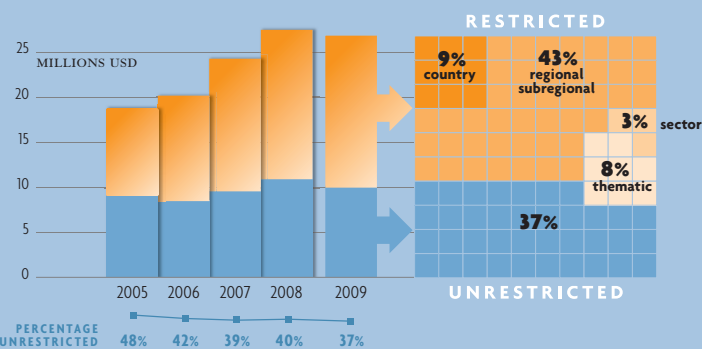
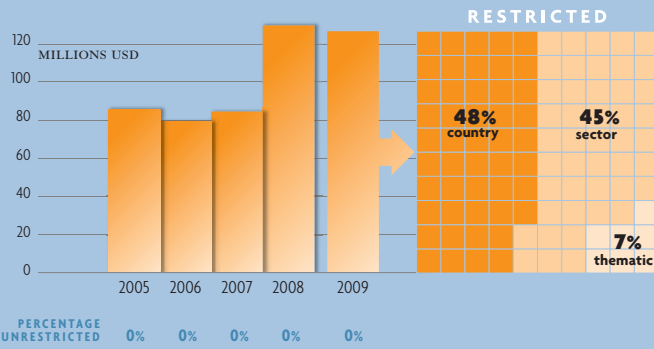
## Estonia

Total contribution in USD: **268,352** [RANK: 37]  
 Total contribution in currency: **700,000** (EEK) • **146,965** (EUR)  
 Unrestricted contribution (USD): **54,848** [RANK: 33]  
 Donor ranking per GDP: **25**  
 Donor ranking per capita: **29**

CONTRIBUTIONS TO UNHCR  
2005 - 2009

LEVEL OF EARMARKING  
IN 2009





## European Commission

Total contribution in USD: **126,947,661** [RANK: 2]  
 Total contribution in currency: **90,206,650** (EUR)  
 Unrestricted contribution (USD): —  
 Donor ranking per GDP: —  
 Donor ranking per capita: —

## Finland

Total contribution in USD: **26,880,561** [RANK: 14]  
 Total contribution in currency: **18,150,000** (EUR) • **867,485** (USD)  
 Unrestricted contribution (USD): **10,014,306** [RANK: 12]  
 Donor ranking per GDP: **6**  
 Donor ranking per capita: **7**

## France

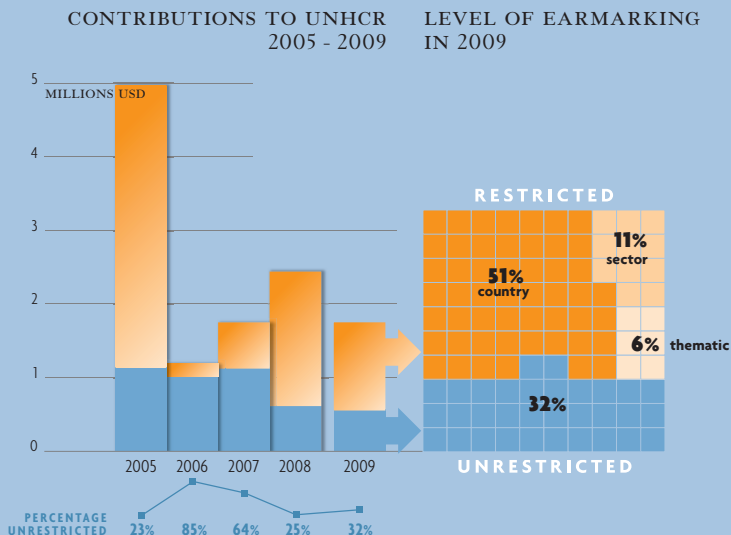
Total contribution in USD: **23,209,996** [RANK: 17]  
 Total contribution in currency: **31,609,195** (COP)  
**17,515,000** (EUR) • **8,334** (USD)  
 Unrestricted contribution (USD): **14,731,110** [RANK: 5]  
 Donor ranking per GDP: **27**  
 Donor ranking per capita: **23**

## Germany

Total contribution in USD: **54,529,973** [RANK: 7]  
 Total contribution in currency: **38,050,099** (EUR)  
**1,489,013** (USD)  
 Unrestricted contribution (USD): **10,872,675** [RANK: 10]  
 Donor ranking per GDP: **22**  
 Donor ranking per capita: **22**

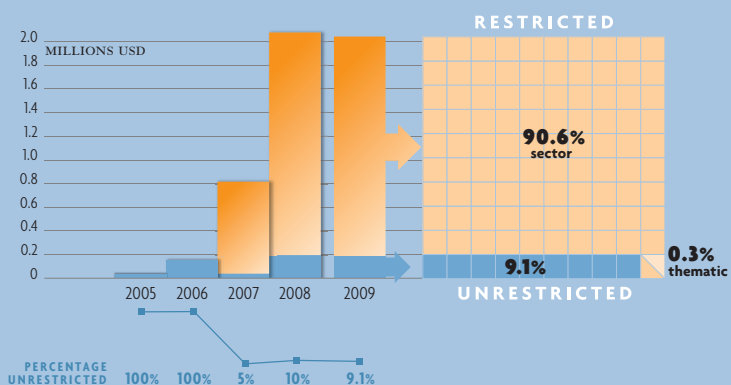
## Greece

Total contribution in USD: **1,751,435** [RANK: 30]  
 Total contribution in currency: **542,250 (EUR) • 1,000,000 (USD)**  
 Unrestricted contribution (USD): **557,880** [RANK: 22]  
 Donor ranking per GDP: **33**  
 Donor ranking per capita: **32**



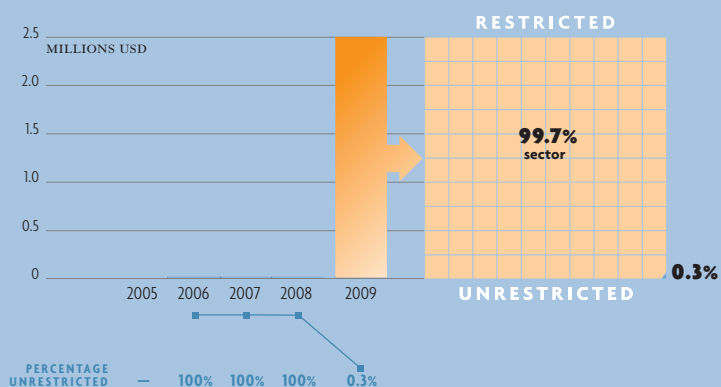
## Hungary

Total contribution in USD: **2,042,668** [RANK: 28]  
 Total contribution in currency: **1,363,467 (EUR)**  
 Unrestricted contribution (USD): **185,980** [RANK: 26]  
 Donor ranking per GDP: **24**  
 Donor ranking per capita: **28**



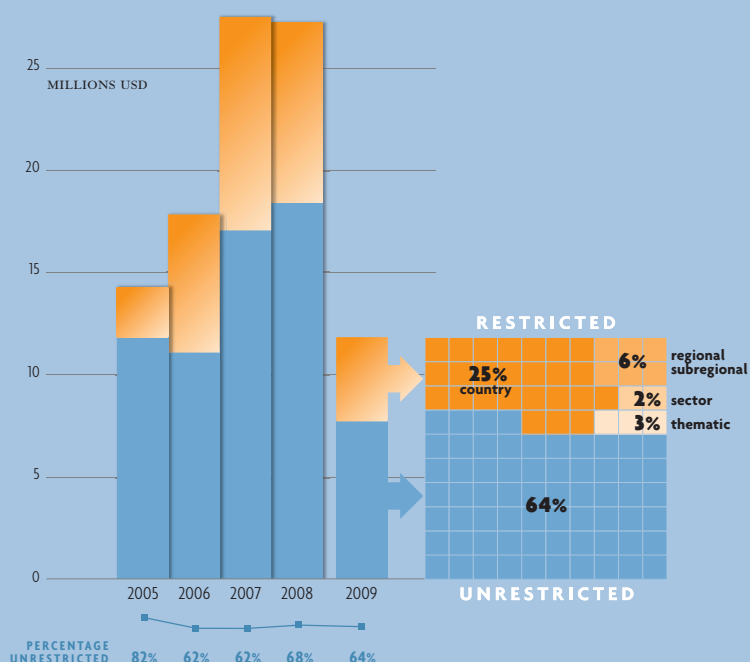
## India

Total contribution in USD: **2,499,721** [RANK: 25]  
 Total contribution in currency: **400,000 (INR) • 2,491,713 (USD)**  
 Unrestricted contribution (USD): **8,008** [RANK: 42]  
 Donor ranking per GDP: **40**  
 Donor ranking per capita: **52**



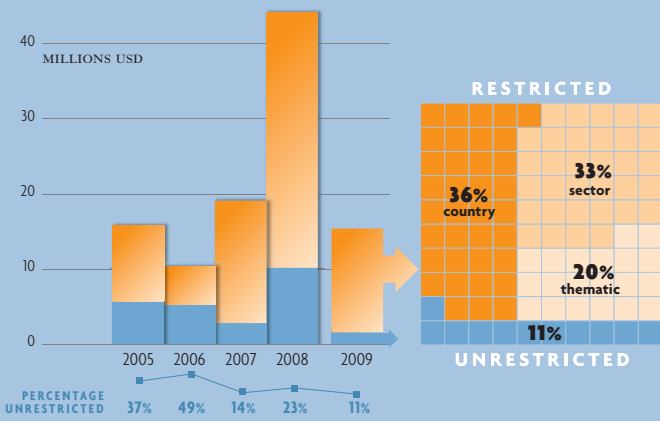
## Ireland

Total contribution in USD: **11,849,886** [RANK: 19]  
 Total contribution in currency: **8,487,538 (EUR) • 56,799 (USD)**  
 Unrestricted contribution (USD): **7,735,584** [RANK: 14]  
 Donor ranking per GDP: **12**  
 Donor ranking per capita: **11**



CONTRIBUTIONS TO UNHCR  
2005 - 2009

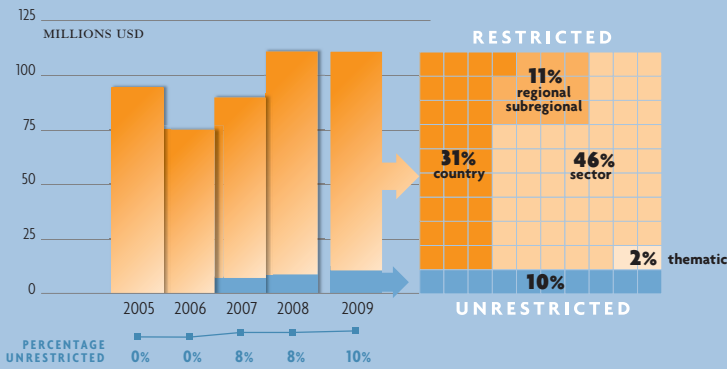
LEVEL OF EARMARKING  
IN 2009



# Italy

Total contribution in USD: **15,449,784** <sup>(1)</sup> [RANK: 18]  
 Total contribution in currency: **9,756,465** (EUR) • **1,911,460** (USD)  
 Unrestricted contribution (USD): **1,646,904** [RANK: 19]  
 Donor ranking per GDP: **29**  
 Donor ranking per capita: **26**

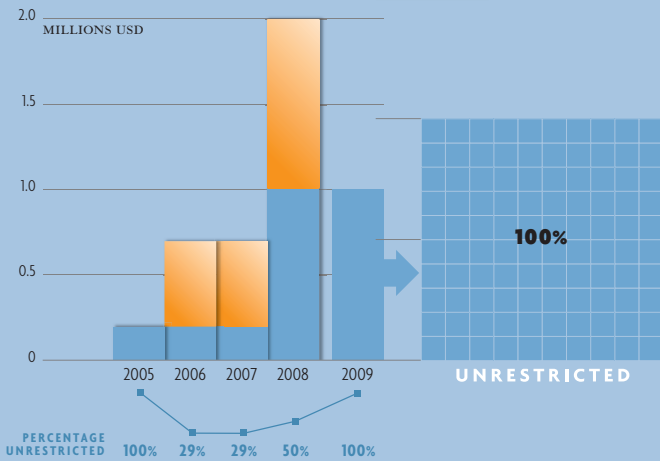
<sup>(1)</sup> Includes USD 150,602 from the Region of Veneto.



# Japan

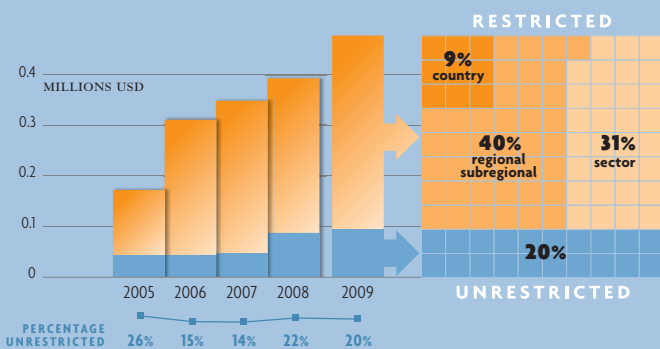
Total contribution in USD: **110,553,715** <sup>(1)</sup> [RANK: 3]  
 Total contribution in currency: **6,158,956,115** (JPY)  
**46,561,293** (USD)  
 Unrestricted contribution (USD): **10,692,149** [RANK: 11]  
 Donor ranking per GDP: **20**  
 Donor ranking per capita: **18**

<sup>(1)</sup> Includes USD 91,189 from the Japanese International Cooperation Agency (JICA).



# Kuwait

Total contribution in USD: **1,000,000** [RANK: 31]  
 Unrestricted contribution (USD): **1,000,000** [RANK: 20]  
 Donor ranking per GDP: **30**  
 Donor ranking per capita: **24**

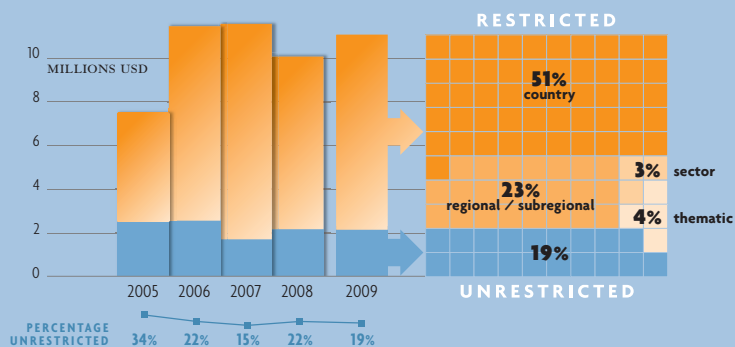


# Liechtenstein

Total contribution in USD: **477,116** [RANK: 35]  
 Total contribution in currency: **350,000** (CHF) • **147,243** (USD)  
 Unrestricted contribution (USD): **95,602** [RANK: 30]  
 Donor ranking per GDP: **7**  
 Donor ranking per capita: **2**

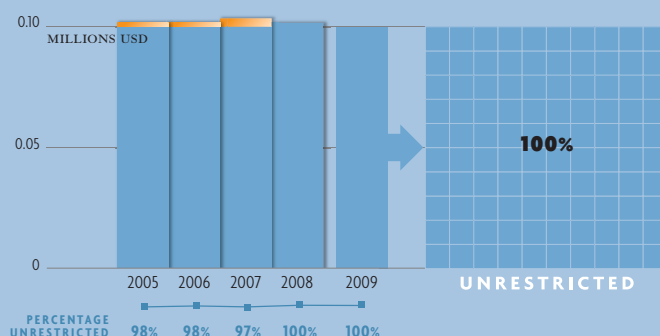
## Luxembourg

Total contribution in USD: **11,077,231** [RANK: 20]  
 Total contribution in currency: **7,652,903 (EUR) • 117,342 (USD)**  
 Unrestricted contribution (USD): **2,145,923** [RANK: 17]  
 Donor ranking per GDP: **2**  
 Donor ranking per capita: **1**



## Mexico

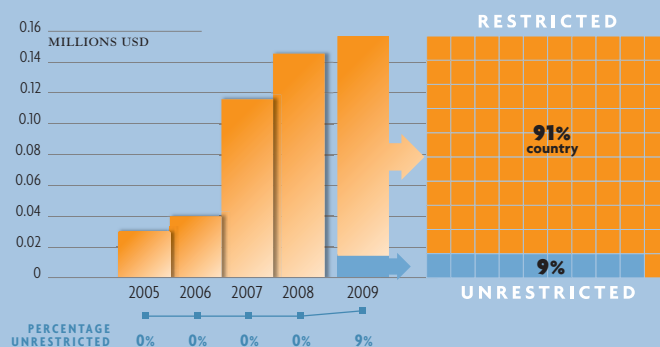
Total contribution in USD: **100,000** [RANK: 41]  
 Unrestricted contribution (USD): **100,000** [RANK: 29]  
 Donor ranking per GDP: **54**  
 Donor ranking per capita: **54**



## Monaco

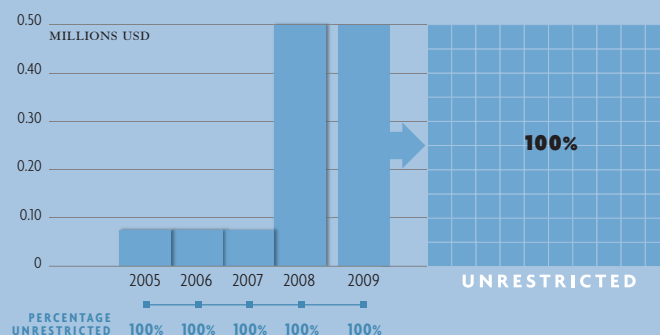
Total contribution in USD: **157,368** [RANK: 39]  
 Total contribution in currency: **110,000 (EUR)**  
 Unrestricted contribution (USD): **14,306** [RANK: 40]

Donor ranking per GDP: **19**  
 Donor ranking per capita: **9**

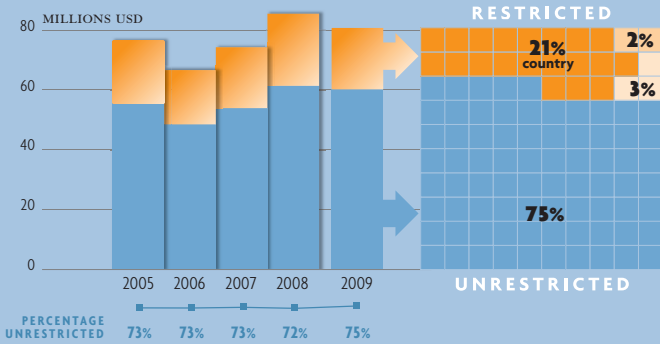


## Morocco

Total contribution in USD: **500,000** [RANK: 34]  
 Unrestricted contribution (USD): **500,000** [RANK: 23]  
 Donor ranking per GDP: **31**  
 Donor ranking per capita: **39**

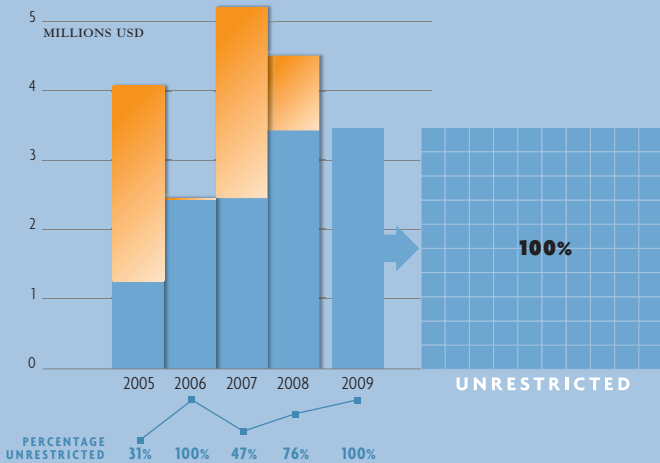






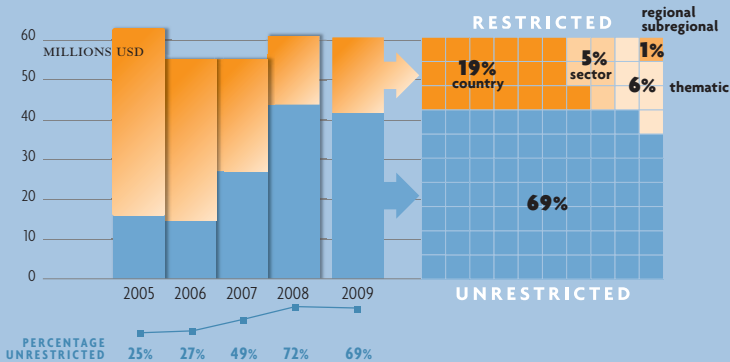
## Netherlands

Total contribution in USD: **80,617,231** [RANK: 5]  
 Total contribution in currency: **42,043,810** (EUR)  
**54,283,168** (IRR)  
**20,465,572** (USD)  
 Unrestricted contribution (USD): **60,085,837** [RANK: 1]  
 Donor ranking per GDP: **8**  
 Donor ranking per capita: **8**



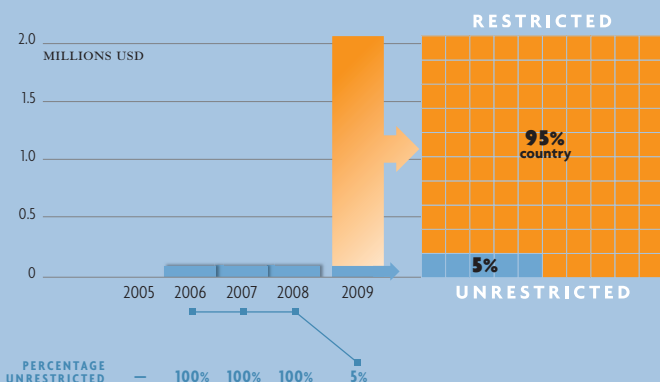
## New Zealand

Total contribution in USD: **3,500,583** [RANK: 23]  
 Total contribution in currency: **6,000,000** (NZD)  
 Unrestricted contribution (USD): **3,500,583** [RANK: 15]  
 Donor ranking per GDP: **16**  
 Donor ranking per capita: **19**



## Norway

Total contribution in USD: **60,642,612** [RANK: 6]  
 Total contribution in currency: **400,801,339** (NOK)  
**1,263,973** (USD)  
 Unrestricted contribution (USD): **41,732,623** [RANK: 2]  
 Donor ranking per GDP: **4**  
 Donor ranking per capita: **3**



## Oman

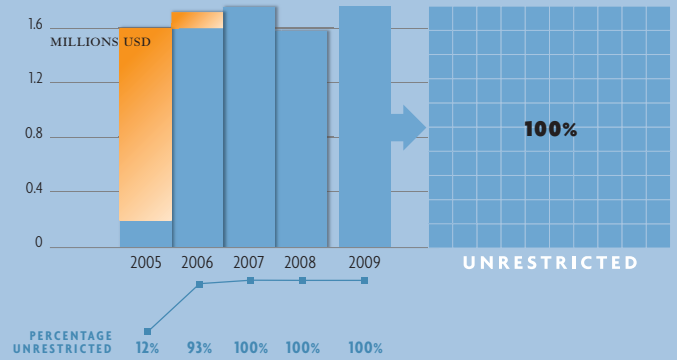
Total contribution in USD: **2,100,000** [RANK: 27]  
 Unrestricted contribution (USD): **100,000** [RANK: 29]  
 Donor ranking per GDP: **14**  
 Donor ranking per capita: **20**

## Portugal

Total contribution in USD: **1,779,290** [RANK: 29]  
 Total contribution in currency: **1,000,000** (EUR) • **300,000** (USD)  
 Unrestricted contribution (USD): **1,779,290** [RANK: 18]  
 Donor ranking per GDP: **28**  
 Donor ranking per capita: **31**

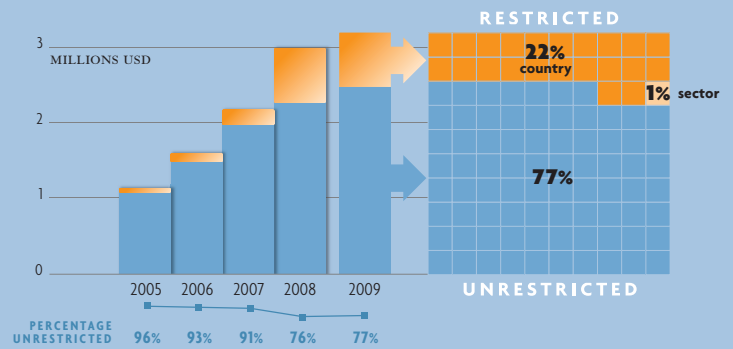
CONTRIBUTIONS TO UNHCR  
2005 - 2009

LEVEL OF EARMARKING  
IN 2009



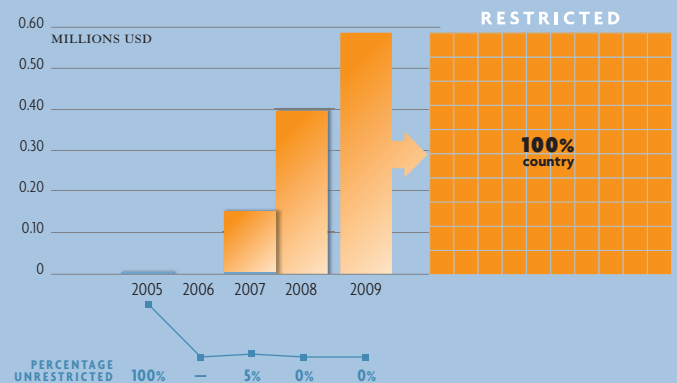
## Republic of Korea

Total contribution in USD: **3,228,221** [RANK: 24]  
 Unrestricted contribution (USD): **2,500,000** [RANK: 16]  
 Donor ranking per GDP: **34**  
 Donor ranking per capita: **34**



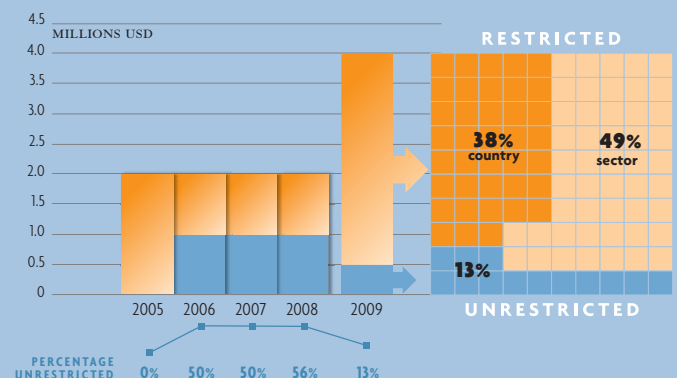
## Romania

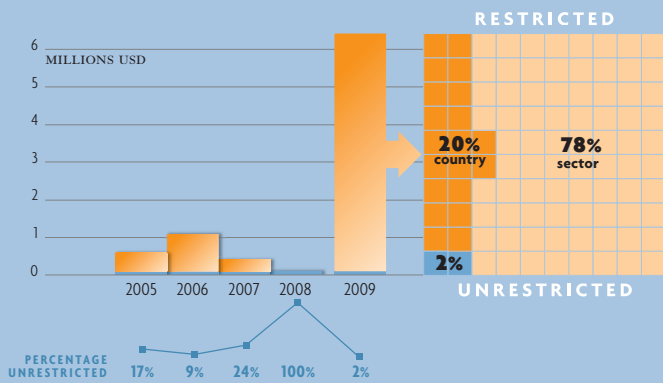
Total contribution in USD: **590,717** [RANK: 32]  
 Total contribution in currency: **420,000** (EUR)  
 Unrestricted contribution (USD): —  
 Donor ranking per GDP: **36**  
 Donor ranking per capita: **38**



## Russian Federation

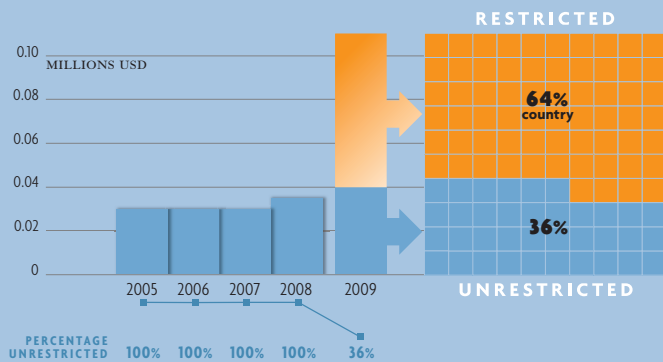
Total contribution in USD: **4,000,000** [RANK: 22]  
 Unrestricted contribution (USD): **500,000** [RANK: 23]  
 Donor ranking per GDP: **38**  
 Donor ranking per capita: **37**





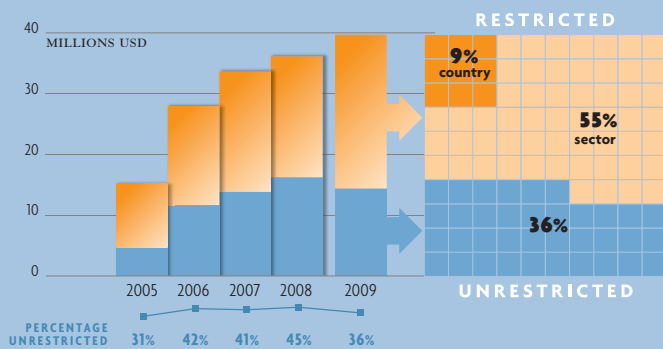
## Saudi Arabia

Total contribution in USD: **6,421,325** [RANK: 21]  
 Total contribution in currency: **1,159,968** (SAR) • **6,112,000** (USD)  
 Unrestricted contribution (USD): **112,000** [RANK: 28]  
 Donor ranking per GDP: **23**  
 Donor ranking per capita: **27**



## Slovenia

Total contribution in USD: **110,225** [RANK: 40]  
 Total contribution in currency: **50,000** (EUR) • **40,000** (USD)  
 Unrestricted contribution (USD): **40,000** [RANK: 36]  
 Donor ranking per GDP: **39**  
 Donor ranking per capita: **35**



## Spain <sup>(1)</sup>

Total contribution in USD: **39,539,195** [RANK: 11]  
 Total contribution in currency: **28,043,065** (EUR)  
 Unrestricted contribution (USD): **14,365,411** [RANK: 6]  
 Donor ranking per GDP: **17**  
 Donor ranking per capita: **17**

### Contributions from regional and local public sources

Autonomous Community of Castilla-La Mancha	<b>1,393,091</b>
Autonomous Community of Valencia	<b>1,311,069</b>
Autonomous Community of the Basque Country	<b>1,046,025</b>
Autonomous Community of Andalusia	<b>793,651</b>
Autonomous Community of Catalonia	<b>632,022</b>
Autonomous Community of Asturias	<b>536,295</b>
Autonomous Community of Navarra	<b>514,278</b>
Other public sources	<b>1,289,815</b>

<sup>(1)</sup> Contributions from Spain are divided between the Central Government (USD 32,022,948) and decentralized public sources (USD 7,516,248). The latter are channelled through España con ACNUR.

## Sweden

Total contribution in USD: **107,885,397** [RANK: 4]  
 Total contribution in currency: **817,466,849** (SEK) • **756,100** (USD)  
 Unrestricted contribution (USD): —  
 Donor ranking per GDP: **1**  
 Donor ranking per capita: **4**

## Switzerland

Total contribution in USD: **25,607,741** [RANK: 15]  
 Total contribution in currency: **24,702,132** (CHF) • **2,767,242** (USD)  
 Unrestricted contribution (USD): **11,972,563** [RANK: 8]  
 Donor ranking per GDP: **9**  
 Donor ranking per capita: **10**

## Turkey

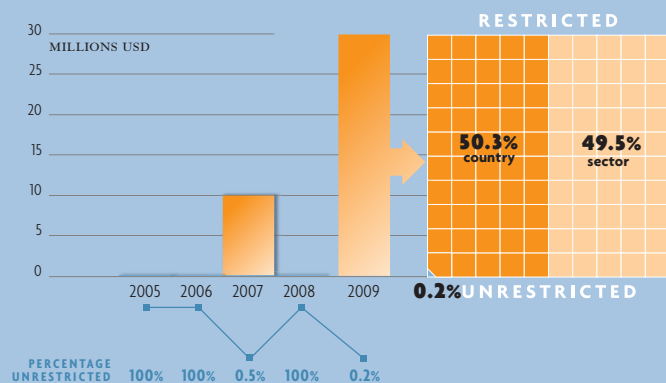
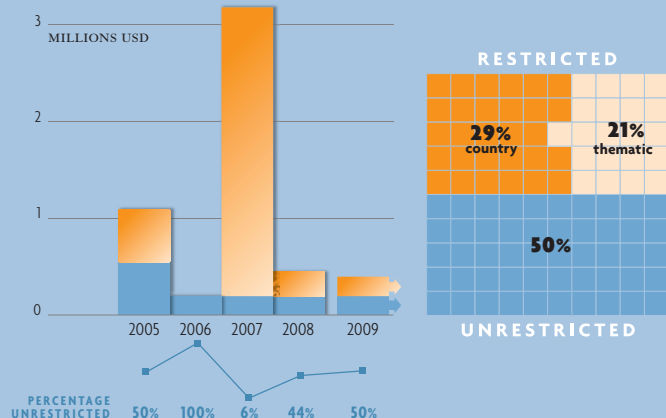
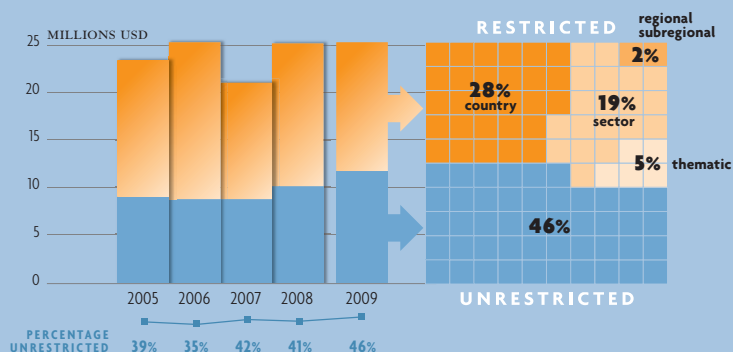
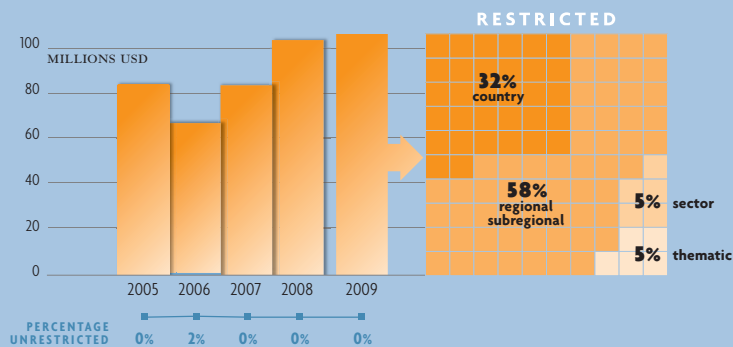
Total contribution in USD: **400,000** [RANK: 36]  
 Unrestricted contribution (USD): **200,000** [RANK: 25]  
 Donor ranking per GDP: **45**  
 Donor ranking per capita: **45**

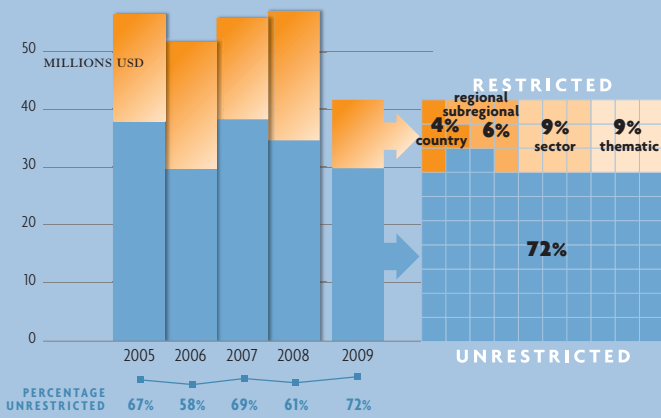
## United Arab Emirates

Total contribution in USD: **30,054,000** [RANK: 13]  
 Unrestricted contribution (USD): **54,000** [RANK: 34]  
 Donor ranking per GDP: **5**  
 Donor ranking per capita: **6**

CONTRIBUTIONS TO UNHCR  
2005 - 2009

LEVEL OF EARMARKING  
IN 2009





## United Kingdom


Total contribution in USD: **41,997,362** [RANK: 10]  
 Total contribution in currency: **27,009,516** (GBP) • **10,135** (EUR)  
**92,333** (USD) • **68,269,298** (COP)  
 Unrestricted contribution (USD): **30,097,165** [RANK: 3]  
 Donor ranking per GDP: **21**  
 Donor ranking per capita: **21**



## United States of America

Total contribution in USD: **640,726,528** [RANK: 1]  
 Unrestricted contribution (USD): —  
 Donor ranking per GDP: **11**  
 Donor ranking per capita: **13**

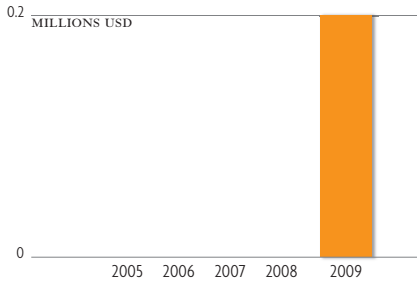
## Intergovernmental donors



### Arab Gulf Program for Development (AGFUND)

Total contribution in USD: 165,000

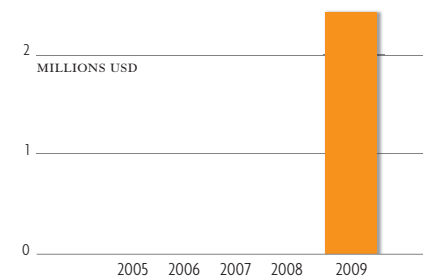
CONTRIBUTIONS TO UNHCR  
2005 - 2009



### Intergovernmental Authority on Development (IGAD)

Total contribution in USD: 2,487,596

CONTRIBUTIONS TO UNHCR  
2005 - 2009

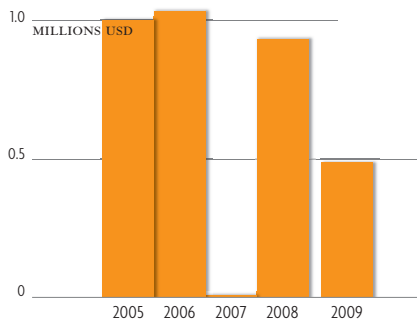


### The Council of Europe Development Bank

Total contribution in USD: 486,943

Total contribution in currency: 340,413 (EUR)

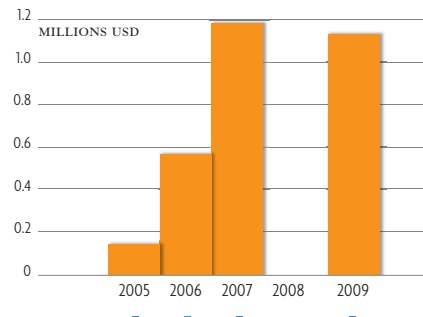
CONTRIBUTIONS TO UNHCR  
2005 - 2009



### OPEC Fund for International Development

Total contribution in USD: 1,142,370

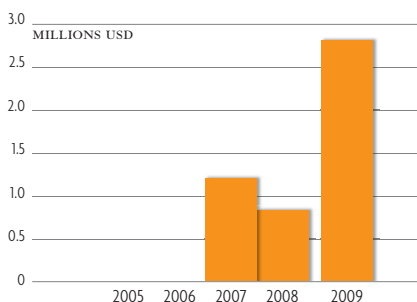
CONTRIBUTIONS TO UNHCR  
2005 - 2009



### Great Lakes Initiative on HIV/AIDS (GLIA)

Total contribution in USD: 2,816,311

CONTRIBUTIONS TO UNHCR  
2005 - 2009

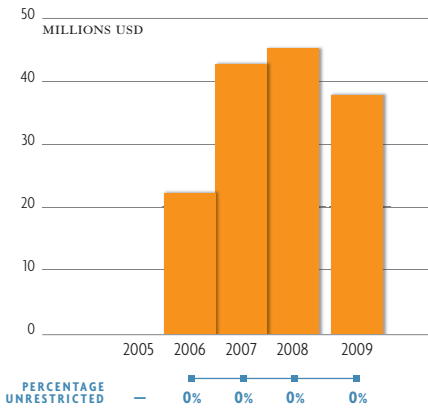


# United Nations donors

## Central Emergency Response Fund (CERF)

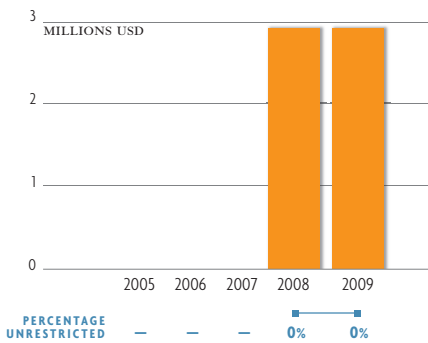
Total contribution in USD<sup>(1)</sup>: **38,382,998**

<sup>(1)</sup> Includes USD 2,603,002 that was received from CERF in 2008 and excludes USD 1,503,671 that was received in 2009, but recorded for 2010.



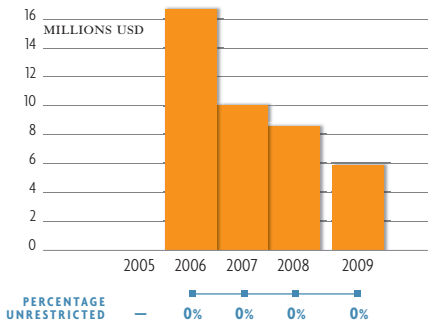
## Central Fund for Influenza Action

Total contribution in USD: **2,970,000**



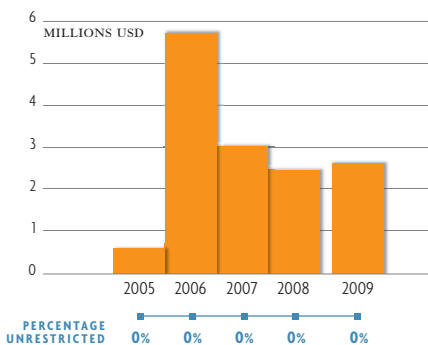
## Common Humanitarian Fund for Sudan

Total contribution in USD: **5,960,912**



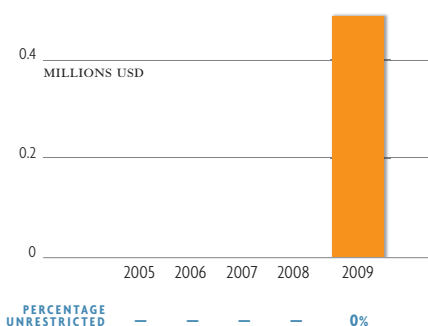
## DRC Pooled Fund

Total contribution in USD: **2,661,964**



## Emergency Relief Fund

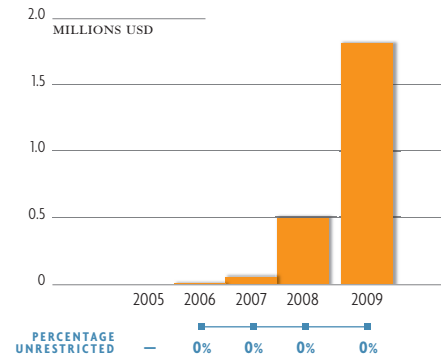
Total contribution in USD: **495,783**





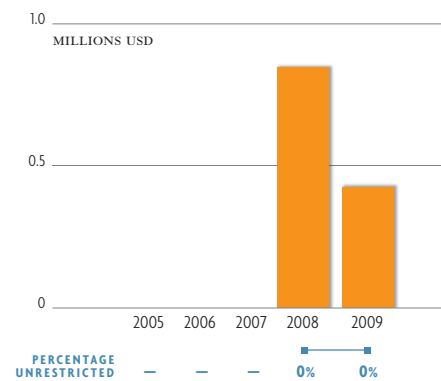
## United Nations Children's Fund (UNICEF)

Total contribution in USD: **1,824,096**  
Total contribution in currency: **173,989 (ARS) • 1,777,072 (USD)**



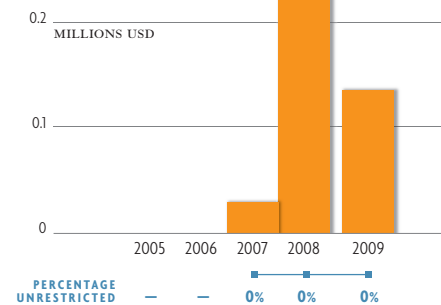
## UN Delivering as One

Total contribution in USD: **430,237**



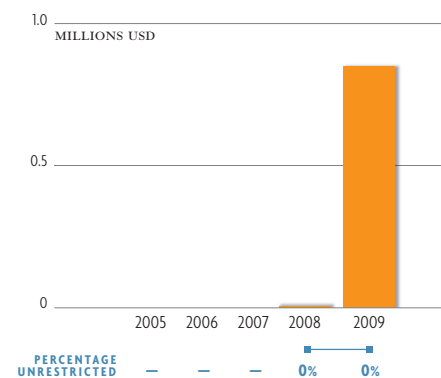
## United Nations Development Programme

Total contribution in USD: **137,283**

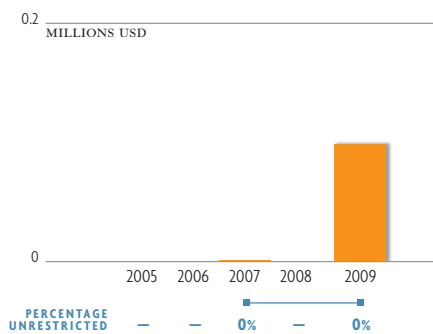
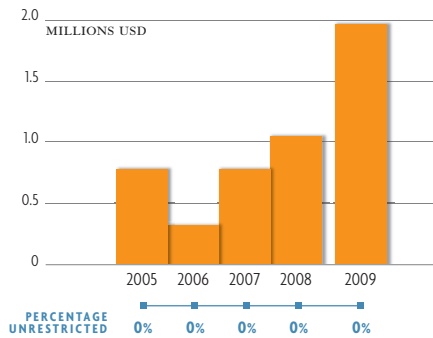
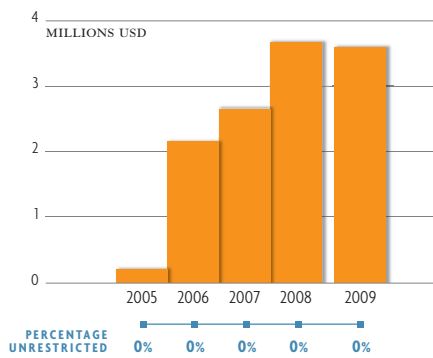
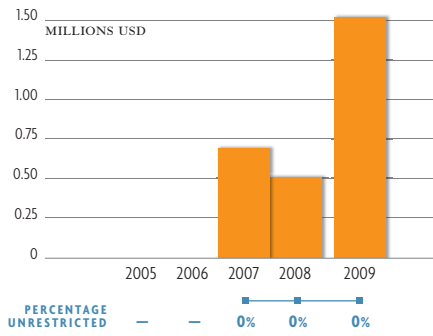


## UN Millennium Development Goals Achievement Fund

Total contribution in USD: **856,150**





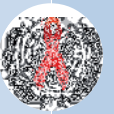


## United Nations Peacebuilding Fund



Total contribution in USD: 1,532,261

## United Nations Programme on HIV/AIDS (UNAIDS)



Total contribution in USD: 3,632,659

## United Nations Trust Fund for Human Security



Total contribution in USD: 1,986,284

## World Food Programme (WFP)



Total contribution in USD: 100,000

# Private sector fund-raising programmes and national associations

## Private sector fund-raising programme in Canada

Total contribution in USD: **1,235,480**

Total contribution in currency: **1,390,679** (CAD)

Major donors	USD
Various individual donors in Canada	1,232,805
Others <sup>(1)</sup>	2,675

<sup>(1)</sup> Associations, churches, schools or any other entity not classified as a corporations or foundation.

## Private sector fund-raising programme in Belgium, Luxembourg and the Netherlands

Total contribution in USD: **1,621,920**

Total contribution in currency: **1,258,201** (EUR)

Major donors	USD
Dutch Postcode Lottery (NPL)	1,356,317
Stichting Vluchteling	262,043

## Private sector fund-raising programme in Greece

Total contribution in USD: **414,899**

Total contribution in currency: **298,496** (EUR)

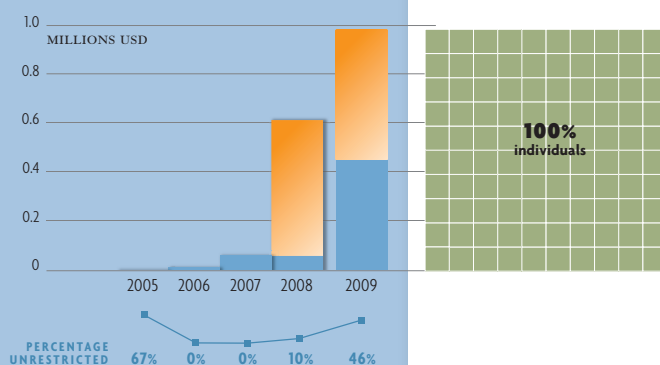
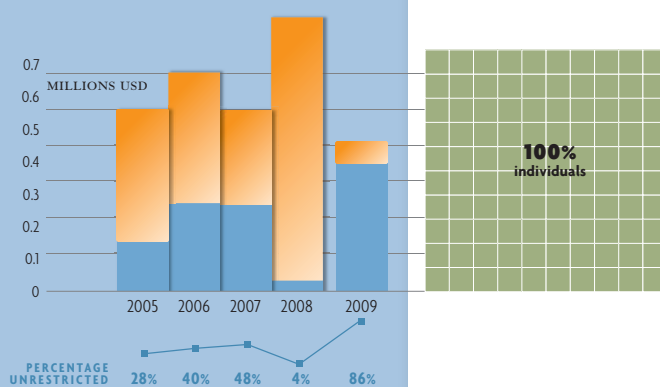
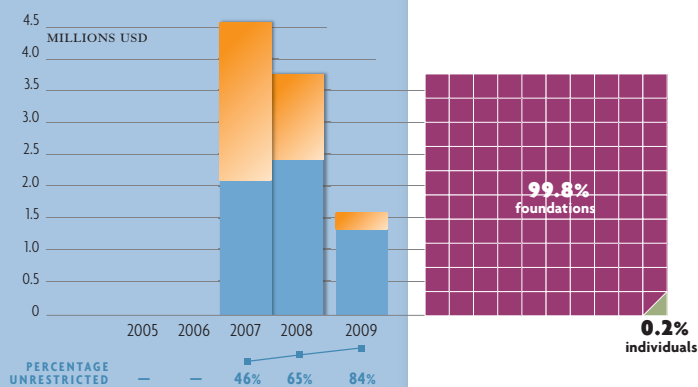
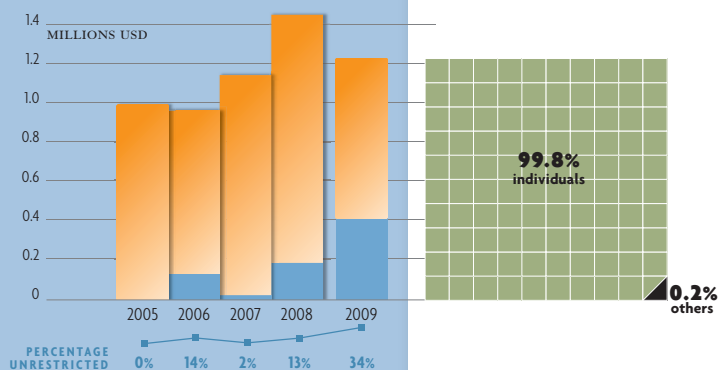
Major donors	USD
Various individual donors in Greece	414,767
Various corporations	132

## Private sector fund-raising programme in Hong Kong SAR (China)

Total contribution in USD: **989,012**

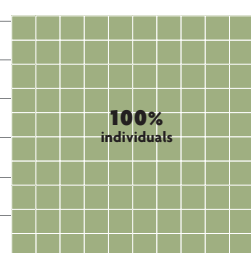
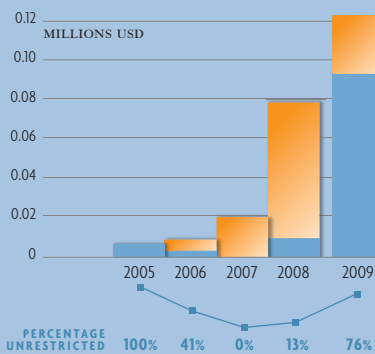
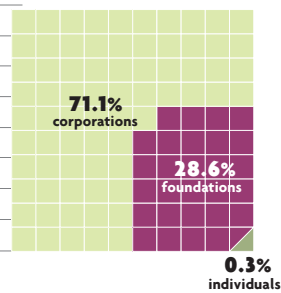
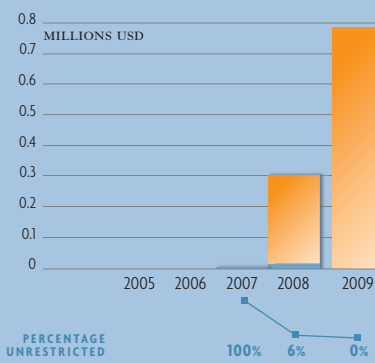
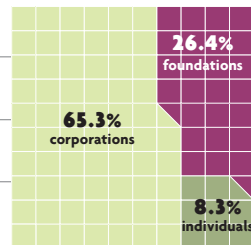
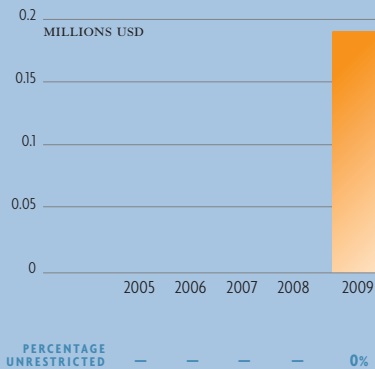
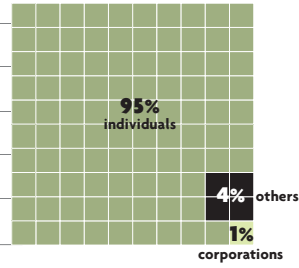
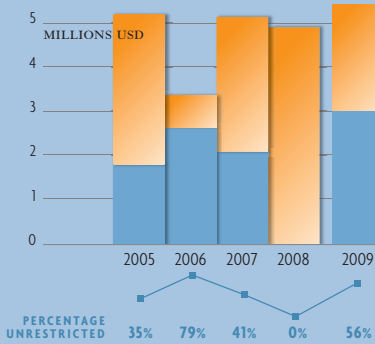
Total contribution in currency: **7,665,691** (HKD)

Major donors	USD
Various individual donors in Hong Kong	989,012



CONTRIBUTIONS TO UNHCR  
2005 - 2009

FUNDING SOURCE  
IN 2009



## Private sector fund-raising programme in Italy

Total contribution in USD: **5,495,833**  
Total contribution in currency: **3,911,126 (EUR)**

Major donors	USD
Various individual donors in Italy	5,228,081
Art for Refugee Auction 2009	149,974
Santa Famiglia di Bordeaux	70,323
Teodora Film Distribuzione	15,060
Gruppo Italiano Vini	10,542
Various corporations	21,852

## Private sector fund-raising programme in Pakistan

Total contribution in USD: **192,448**  
Total contribution in currency: **15,324,316 (PKR)**

Major donors	USD
British Petroleum	125,597
Levis Strauss Foundation	50,835
Various individual donors in Pakistan	16,016

## Private sector fund-raising programme in Portugal

Total contribution in USD: **790,750**  
Total contribution in currency: **541,658 (EUR)**

Major donors	USD
EDP Energias de Portugal S.A.	438,253
Fundação Calouste Gulbenkian	224,936
REN Redes Energeticas Nacionais SGP	70,323
ANA Aeroportos de Portugal	34,868

## Private sector fund-raising programme in the Republic of Korea

Total contribution in USD: **124,349**  
Total contribution in currency: **137,021,986 (KRW) and 10,000 (USD)**

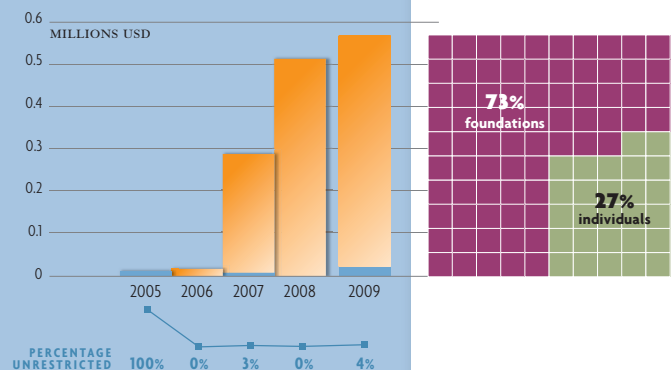
Major donors	USD
Various individual donors in the Republic of Korea	114,349
Mr Kwon Cheemin	10,000

## Private sector fund-raising programme in Sweden

Total contribution in USD: **718,723**

Total contribution in currency: **5,254,331 (SEK)**

Major donors	USD
Swedish Postcode Lottery	290,289
Swedish Operation a Day's Work	151,254
Swedish Postcode Foundation	144,932
Lions Club International Sweden	107,815
Barbara Hendricks Foundation for Peace and Reconciliation	16,037
Various foundations	4,752
Various individual donors in Sweden	3,643

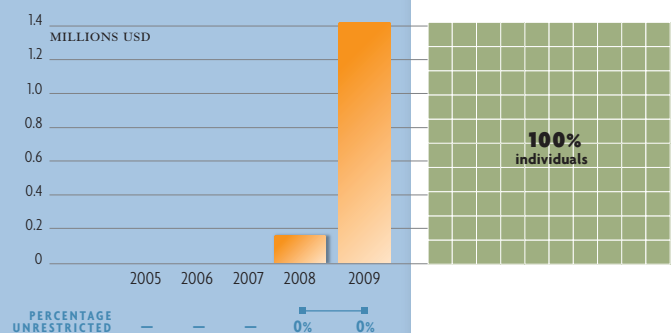


## Private sector fund-raising programme in Thailand

Total contribution in USD: **1,430,366**

Total contribution in currency: **48,734,737 (THB)**

Major donors	USD
Various individual donors in Thailand	1,430,366

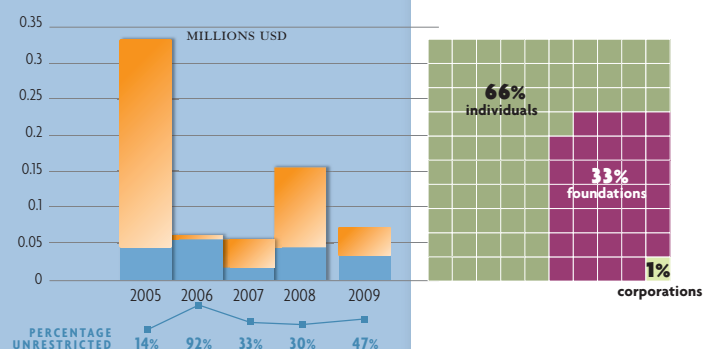


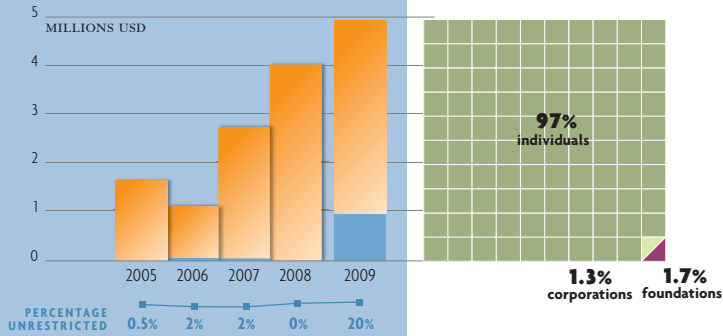
## Private sector fund-raising programme in United Kingdom

Total contribution in USD: **75,124**

Total contribution in currency: **46,820 (GBP) and 470 (CHF)**

Major donors	USD
Various individual donors in the United Kingdom	37,717
Diana, Princess of Wales Memorial Fund	24,876
Simon and Caroline Davis	11,943
Various corporations	588





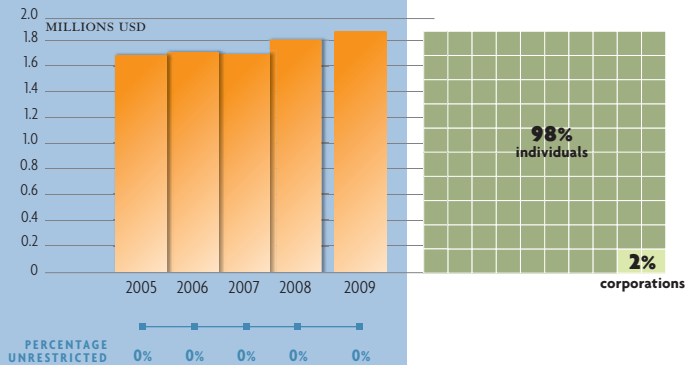
## Australia for UNHCR

Total contribution in USD: **5,019,927**

Total contribution in currency: **6,014,841** (AUD)

Major donors	USD
Various individual donors in Australia	4,855,049
Pace Foundation	47,079
Colonial First State Wealth Management	25,526
Australian Institute of Superannuation Trustees	21,739
Jaramas Foundation Pty Ltd.	20,572
PricewaterhouseCoopers	12,856
Rebecca Burns	12,183
Various corporations	19,047
Various foundations	5,875

## Deutsche Stiftung für UNO-Flüchtlingshilfe eV



Total contribution in USD: **1,883,630**

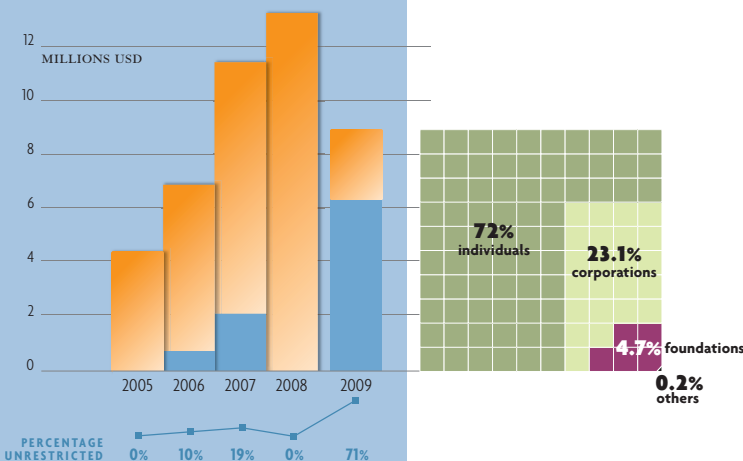
Total contribution in currency: **1,313,096** (EUR)

Major donors	USD
Various individual donors in Germany	1,843,897
Allianz Global Investors Islamic Fund SIVAC administrated by Allianz Global Investors Luxembourg S.A.	39,733

## España con ACNUR

Total contribution in USD: **9,019,578**

Total contribution in currency: **6,316,653** (EUR)



Major private donors	USD
Various individual donors in Spain	6,463,577
Nike Inc - FC Barcelona Foundation	1,636,962
Fundación "La Caixa"	281,294
Legacies	114,556
BBVA	105,422
Obras Sociales Caja de Ahorros del Mediterráneo	85,118
RefugiArte - ECA Art Auction	88,550
IFEMA Feria de Madrid	38,084
Nakivale Major Donors	34,833
Gredos San Diego Foundation	32,775
Ikerbasque Foundation	25,272
Renfe	18,586
Productora 7 y accion S.L.	15,202
Buy aid	14,398
JCDecaux	13,554
Various corporations	36,477
Others <sup>(1)</sup>	14,917

<sup>(1)</sup> Associations, churches, schools or any other entity not classified as a corporation or foundation.

Note: in addition to private sector contributions, funds channelled through España con ACNUR also include USD 7,516,248 from public donors in Spain, which are recorded under the Government of Spain

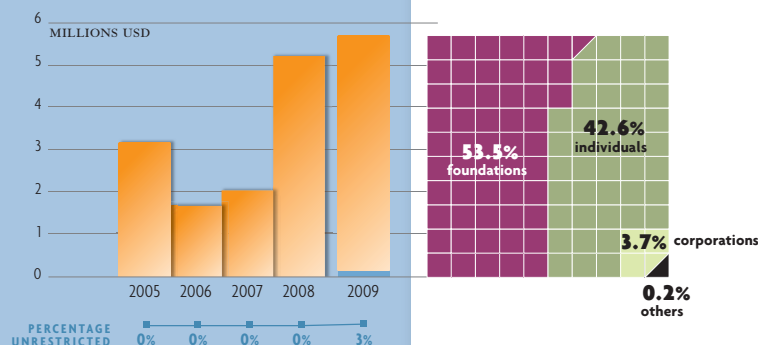
# USA for UNHCR

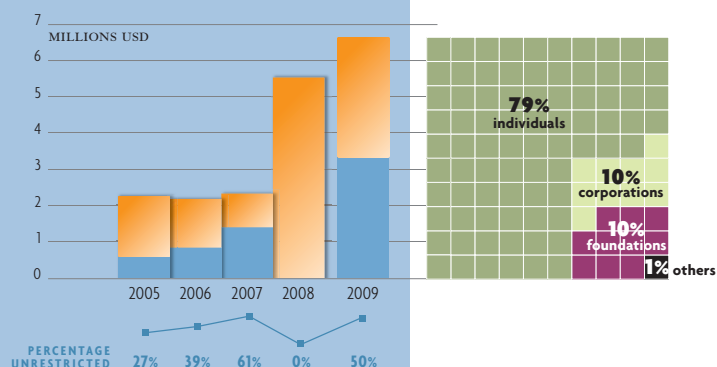
Total contribution in USD: **5,755,919**

Total contribution in currency: **4,735,010 (USD) and 1,114,833 (CHF)**

Major donors	USD
Various individual donors in the United States	1,861,588
Jolie-Pitt Foundation	1,010,000
Humanity United Foundation	800,000
Howard G. Buffett Foundation	603,819
Deborah Keiko Berger & William H. Reeves	250,000
Khaled Hosseini Foundation	145,722
Motorola Foundation	125,000
Linda Porter	120,000
Hamed Wardak	110,000
Khaled Hosseini	100,000
Blum-Klover Foundation	100,000
Virginia Mitchell	100,000
Nike Inc & Affiliates	96,894
PricewaterhouseCoopers	65,000
Microsoft	53,553
Western Union Foundation	50,000
Luol Deng Foundation	31,650
Mobile Giving Foundation	30,042
Marcia Dam	15,000
Carolyn & Michael Bealmear	15,000
Asyah Khan	15,000
William Benter	10,000
Loretta Feehan	10,000
Wendy Doyle	10,000
Philip & Catherine Korsant	10,000
Others <sup>(1)</sup>	9,151
Various foundations	8,500

<sup>(1)</sup> Associations, churches, schools or any other entity not classified as a corporations or foundation.





# Japan Association for UNHCR

Total contribution in USD: **6,695,859**

Total contribution in currency: **608,014,777 (JPY)**

and **100,000 (USD)**

Major donors	USD
Various individual donors in Japan	4,708,204
Sotoichi Yamaguchi	399,556
Yuzu	153,572
Mitsubishi Diamond Cup Golf Tournament	114,942
Shinnyo-en Buddhist Order	100,000
Meiji Seika Kaisha, Ltd.	77,862
Ishibashi Foundation	66,176
Canon Inc.	48,264
Rissho Kosei-kai Donate-a-Meal Fund for Peace	44,643
Soroptimist International of the Americas, Inc, Japan Kita Region	33,849
ABC Cooking Studio	31,893
Mainichi Newspaper Group	30,960
Credit Saison Co., Ltd.	28,833
Takami Corporation (Nippon to Asobo committee)	26,482
Japanese Trade Union Confederation-Rengo	24,972
Hita Tenryosui Co., Ltd.	23,634
Jodo-Shu Namuchan Aid	23,220
Toppan Printing Co., Ltd.	20,348
Soroptimist International of the Americas, Inc, Japan Nishi Region	19,350
Tipness Limited	19,265
Soroptimist International of the Americas Inc, Japan Higashi Region	17,802
Earth Access Committee	17,633
Network Earth Village	16,184
Japan Buddhist Federation	15,480
Soroptimist International of the Americas, Inc, Japan Chuo Region	15,480
Baccarat Pacific K.K.	13,475
Soroptimist International of the Americas, Inc, Japan Minami Region	12,616
People Focus Consulting	12,458
International Brain Education Association	11,403
Various individuals from JS Foundation	11,817
Fast Retailing Co., Ltd.	10,320
Various corporations	255,448
Various foundations	247,926
Others <sup>(1)</sup>	41,793

<sup>(1)</sup> Associations, churches, schools or any other entity not classified as a corporations or foundation.