

# DONOR PROFILES

This chapter gives an overview of UNHCR's major donors. The chapter is divided between 1) governmental donors and the European Commission, 2) intergovernmental donors, 3) United Nations donors, 4) and private sector fund-raising programmes and national associations. All governmental, intergovernmental and UN donors who contributed USD 100,000 or more are included in this chapter. UNHCR's national associations and private sector fund-raising programmes are included at the end of the chapter. The donor profiles for private sector fund-raising programmes and national associations include a list of donors who contributed USD 10,000 or more through national associations.

The donor profiles for government donors include rankings based on the total contribution, unrestricted

contribution and contribution in relation to the government's population size and GDP. All the rankings are based on government donors and the European Commission only. The profiles for governmental and intergovernmental donors also include a pie chart showing the level of earmarking in 2008. Definitions for the different earmarking levels are described in the Glossary. The donor profiles for private sector fund-raising programmes and national associations include a pie chart showing a breakdown by funding source.

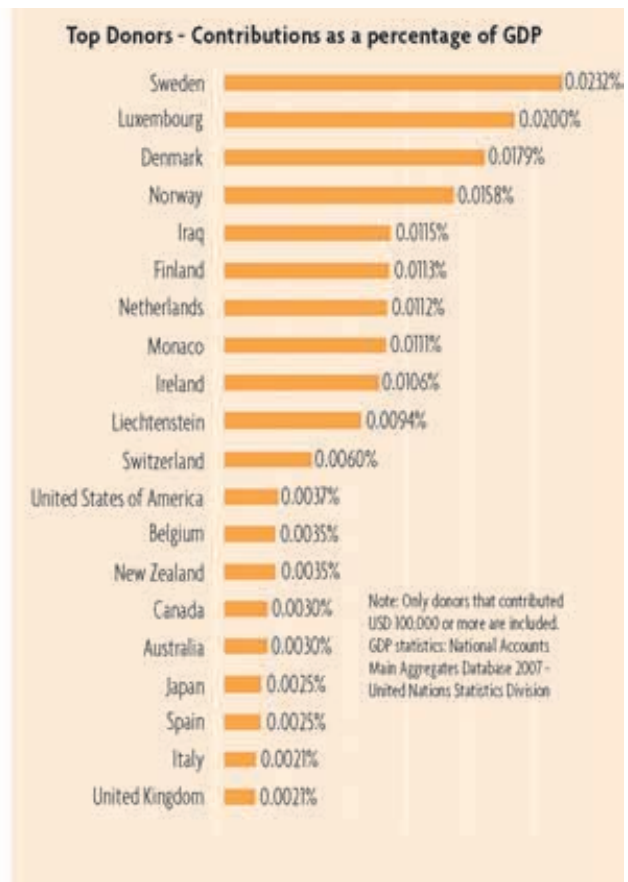
Only contributions that have been recorded against UNHCR's 2008 budgets are included. Contributions that were received in 2008, but recorded for activities in another year will be shown in the Global Report of that year.

## Governmental donors

Main governmental donors - Total contributions	
Donors	Unrestricted USD
United States of America	510,251,603
European Commission	130,145,776
Japan	110,871,125
Sweden	105,366,742
Netherlands	85,493,928
Norway	61,048,237
United Kingdom	57,422,861
Denmark	55,779,338
Germany	48,884,187
Italy	44,117,001
Canada	42,792,868
Spain	36,059,344
Australia	28,229,902
Finland	27,601,062
Ireland	27,261,269
Switzerland	25,481,287
France	23,578,962
Belgium	15,909,379
Luxembourg	10,079,587
Iraq	8,000,000
New Zealand	4,546,204

Main governmental donors - Unrestricted contributions	
Donors	Unrestricted USD
Netherlands	61,331,722
Norway	43,795,620
United Kingdom	34,926,471
Denmark	25,440,313
Ireland	18,440,233
Spain	16,271,642
France	15,858,139
Canada	14,314,928
Finland	10,903,427
Switzerland	10,380,852
Italy	10,204,082
Japan	9,000,000
Germany *	8,065,870
Australia	7,377,778
Belgium	4,431,315
New Zealand	3,461,538
Republic of Korea	2,300,000
Luxembourg	2,170,350
Portugal	1,595,337
Kuwait	1,000,000
Russian Federation	1,000,000

\* USD 267,036 of the unrestricted contribution was attributed to the DAFI Programme



## Governmental donors and the European Commission



### Australia

#### Total contribution in USD:

28,229,902 (rank: 13)

#### Total contribution in currency:

30,602,059 (AUD); 328,440 (USD)

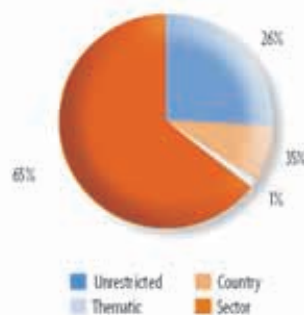
#### Unrestricted contribution (USD):

7,377,778 (rank: 14)

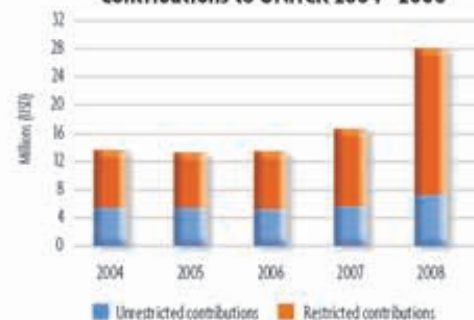
Donor ranking per GDP: 16

Donor ranking per capita: 13

#### Level of earmarking in 2008



#### Contributions to UNHCR 2004 - 2008



### Austria

#### Total contribution in USD:

2,844,137 (rank: 23)

#### Total contribution in currency:

1,755,618 (EUR); 170,246 (USD)

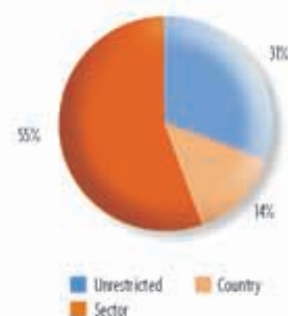
#### Unrestricted contribution (USD):

874,636 (rank: 22)

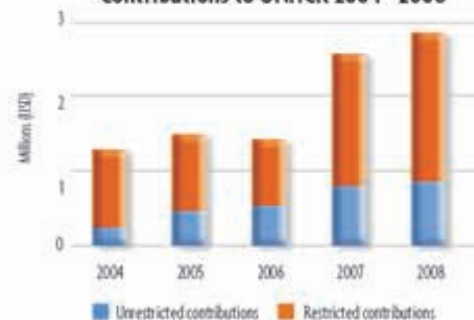
Donor ranking per GDP: 27

Donor ranking per capita: 23

#### Level of earmarking in 2008



#### Contributions to UNHCR 2004 - 2008





## Belgium

### Total contribution in USD:

15,909,379<sup>1</sup> (rank: 18)

### Total contribution in currency:

10,430,205(EUR); 29,674 (USD)

### Unrestricted contribution (USD):

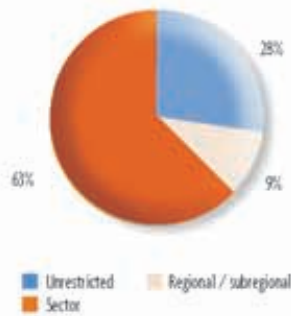
4,431,315 (rank: 15)

Donor ranking per GDP: 13

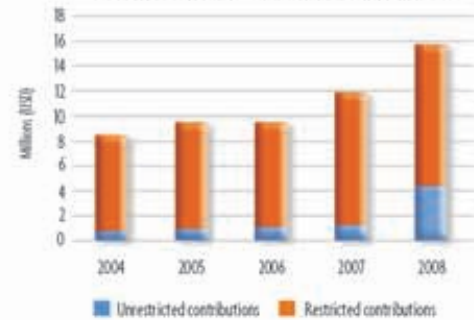
Donor ranking per capita: 12

<sup>1</sup> Includes USD 362,816 from the Regional Government of Flanders.

#### Level of earmarking in 2008



#### Contributions to UNHCR 2004 - 2008



## Canada

### Total contribution in USD:

42,792,868 (rank: 11)

### Total contribution in currency:

42,312,500 (CAD)

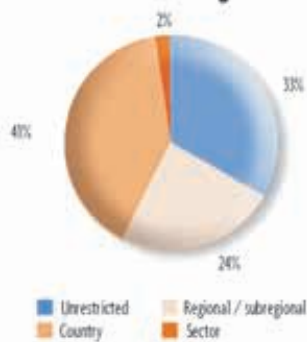
### Unrestricted contribution (USD):

14,314,928 (rank: 8)

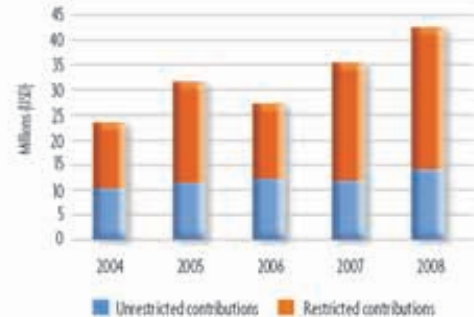
Donor ranking per GDP: 15

Donor ranking per capita: 14

#### Level of earmarking in 2008



#### Contributions to UNHCR 2004 - 2008



## Chile

### Total contribution in USD:

100,000 (rank: 42)


### Unrestricted contribution (USD):

100,000 (rank: 33)

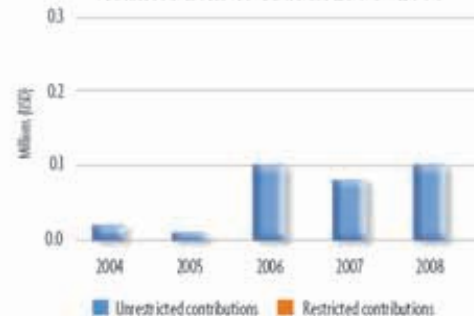
Donor ranking per GDP: 15

Donor ranking per capita: 14

#### Level of earmarking in 2008



#### Contributions to UNHCR 2004 - 2008



## China

### Total contribution in USD:

651,906 (rank: 31)

### Total contribution in currency:

24,251,000 (PKR) 250,000 (USD)

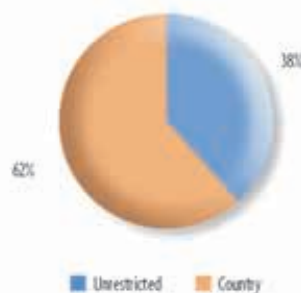
### Unrestricted contribution (USD):

250,000 (rank: 26)

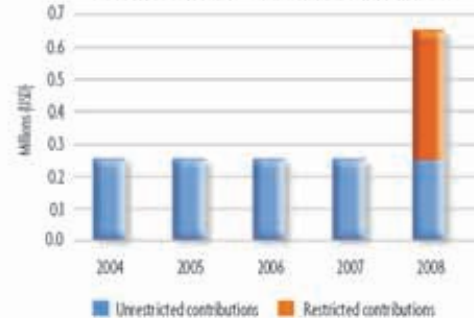
Donor ranking per GDP: 42

Donor ranking per capita: 43

#### Level of earmarking in 2008



#### Contributions to UNHCR 2004 - 2008





## Cyprus

### Total contribution in USD:

143,098 (rank: 39)

### Total contribution in currency:

83,681 (CHF); 1,975 (CYP); 37,172 (EUR)

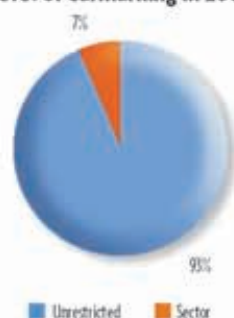
### Unrestricted contribution (USD):

133,746 (rank: 30)

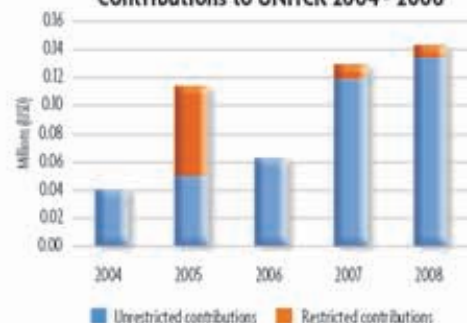
Donor ranking per GDP: 30

Donor ranking per capita: 29

### Level of earmarking in 2008



### Contributions to UNHCR 2004 - 2008



## Czech Republic

### Total contribution in USD:

986,396 (rank: 29)

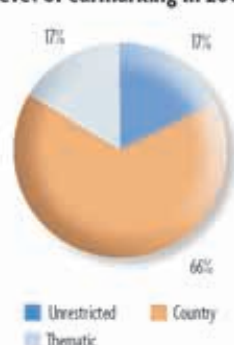
### Unrestricted contribution (USD):

172,222 (rank: 29)

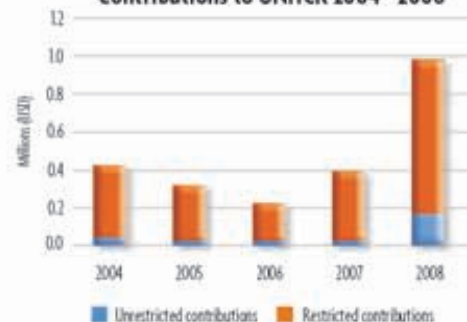
Donor ranking per GDP: 31

Donor ranking per capita: 31

### Level of earmarking in 2008



### Contributions to UNHCR 2004 - 2008



## Denmark

### Total contribution in USD:

55,775,965 (rank: 8)

### Total contribution in currency:

272,706,000 (DKK); 281,528 (EUR);

2,434,299 (USD)

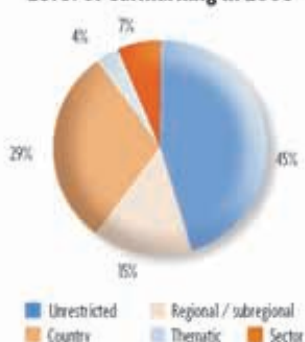
### Unrestricted contribution (USD):

25,440,313 (rank: 4)

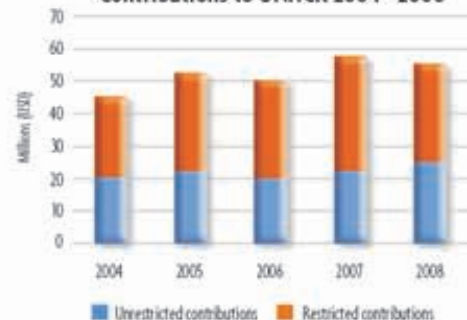
Donor ranking per GDP: 3

Donor ranking per capita: 5

### Level of earmarking in 2008



### Contributions to UNHCR 2004 - 2008



## Estonia

### Total contribution in USD:

274,896 (rank: 36)

### Total contribution in currency:

188,531 (EUR)

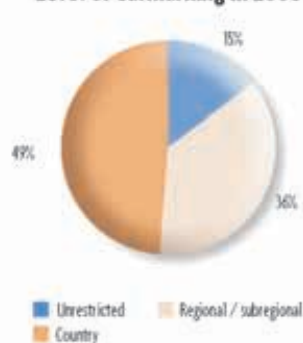
### Unrestricted contribution (USD):

41,926 (rank: 40)

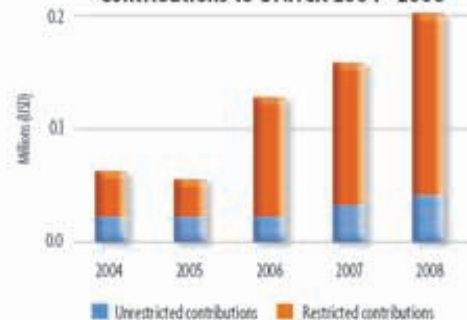
Donor ranking per GDP: 24

Donor ranking per capita: 28

### Level of earmarking in 2008



### Contributions to UNHCR 2004 - 2008







## European Commission

### Total contribution in USD:

130,145,776 (rank: 2)

### Total contribution in currency:

85,895,298 (EUR)

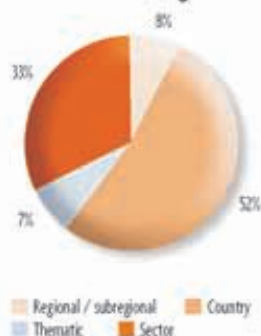
### Unrestricted contribution (USD):

-

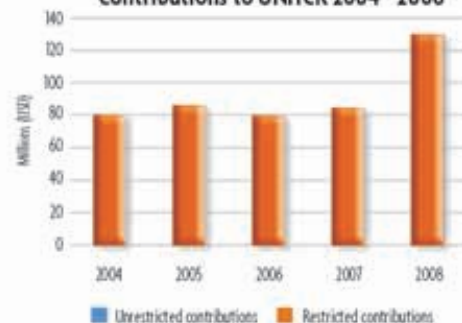
### Donor ranking per GDP: -

### Donor ranking per capita: -

### Level of earmarking in 2008



### Contributions to UNHCR 2004 - 2008



## Finland

### Total contribution in USD:

27,601,062 (rank: 14)

### Total contribution in currency:

17,150,000 (EUR); 752,793 (USD)

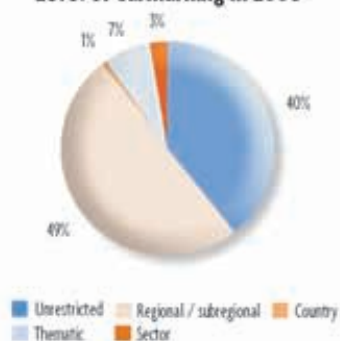
### Unrestricted contribution (USD):

10,903,427 (rank: 9)

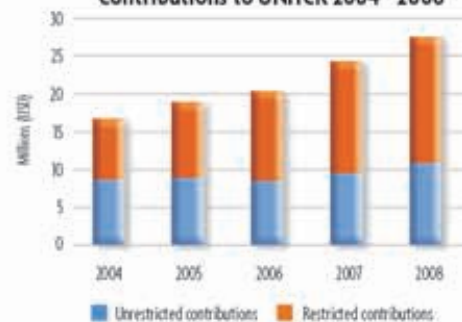
### Donor ranking per GDP: 6

### Donor ranking per capita: 7

### Level of earmarking in 2008



### Contributions to UNHCR 2004 - 2008



## France

### Total contribution in USD:

23,578,962 (rank: 17)

### Total contribution in currency:

15,701,040 (EUR); 611,891 (USD)

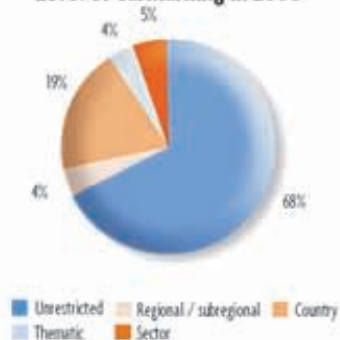
### Unrestricted contribution (USD):

15,858,139 (rank: 7)

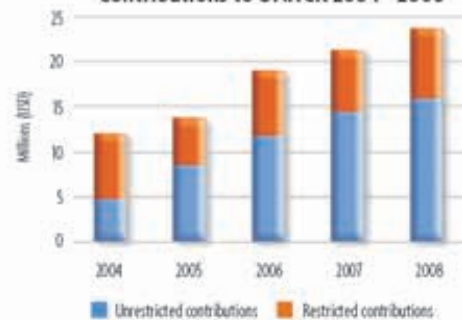
### Donor ranking per GDP: 25

### Donor ranking per capita: 22

### Level of earmarking in 2008



### Contributions to UNHCR 2004 - 2008



## Germany

### Total contribution in USD:

48,884,187 (rank: 9)

### Total contribution in currency:

28,152,001 (EUR); 6,897,997 (USD)

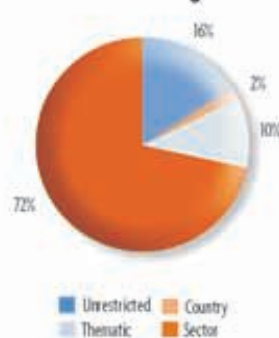
### Unrestricted contribution (USD):

8,065,870\* (rank: 13)

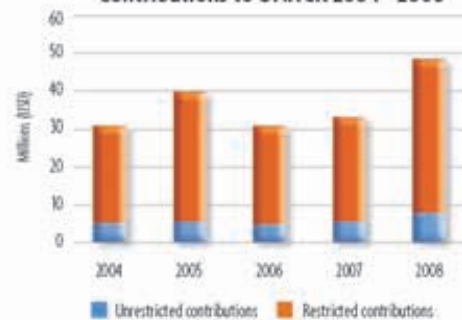
### Donor ranking per GDP: 23

### Donor ranking per capita: 21

### Level of earmarking in 2008



### Contributions to UNHCR 2004 - 2008



\* USD 267,036 of the unrestricted contribution was attributed to the DAFI programme



## Greece

**Total contribution in USD:**

2,442,039 (rank: 24)

**Total contribution in currency:**

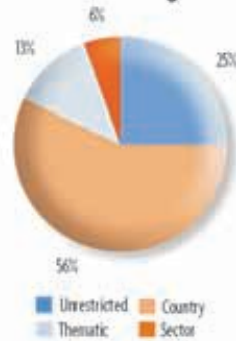
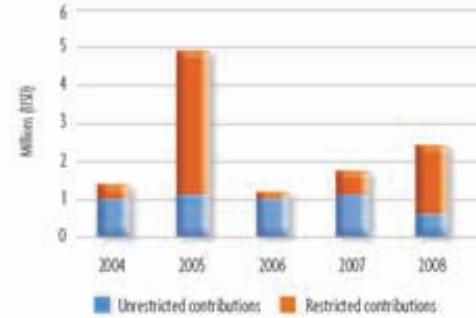
1,258,110 (EUR); 500,000 (USD)

**Unrestricted contribution (USD):**

622,084 (rank: 23)

**Donor ranking per GDP:** 26

**Donor ranking per capita:** 26

**Level of earmarking in 2008****Contributions to UNHCR 2004 - 2008**

## Hungary

**Total contribution in USD:**

2,078,075 (rank: 25)

**Total contribution in currency:**

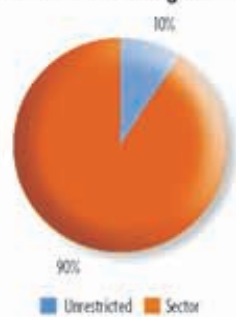
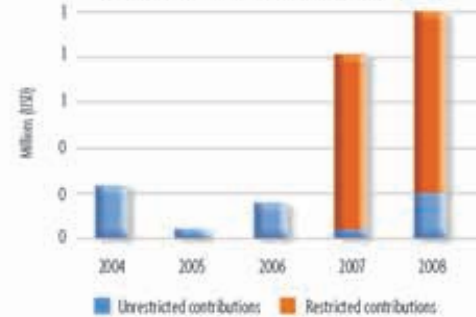
1,416,650 (EUR)

**Unrestricted contribution (USD):**

202,492 (rank: 27)

**Donor ranking per GDP:** 22

**Donor ranking per capita:** 27

**Level of earmarking in 2008****Contributions to UNHCR 2004 - 2008**

## Iceland

**Total contribution in USD:**

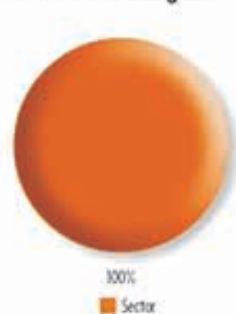
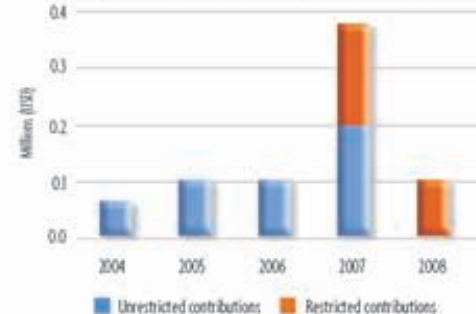
100,000 (rank: 43)

**Unrestricted contribution (USD):**

-

**Donor ranking per GDP:** 32

**Donor ranking per capita:** 24

**Level of earmarking in 2008****Contributions to UNHCR 2004 - 2008**

## Iraq

**Total contribution in USD:**

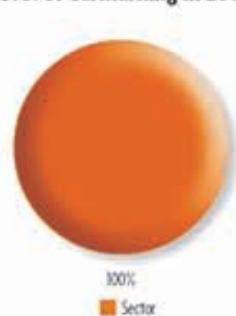
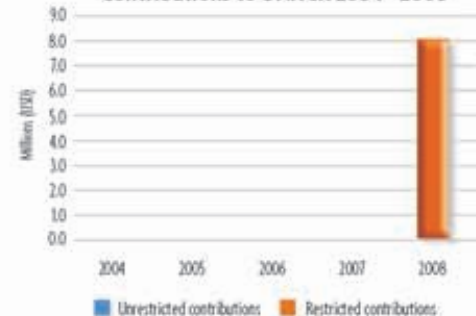
8,000,000 (rank: 20)

**Unrestricted contribution (USD):**

-

**Donor ranking per GDP:** 5

**Donor ranking per capita:** 25

**Level of earmarking in 2008****Contributions to UNHCR 2004 - 2008**



## Ireland

### Total contribution in USD:

27,261,269 (rank: 16)

### Total contribution in currency:

18,582,093 (EUR); 5,128 (USD)

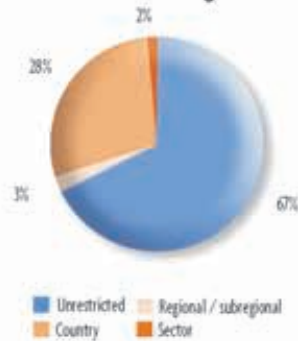
### Unrestricted contribution (USD):

18,440,233 (rank: 5)

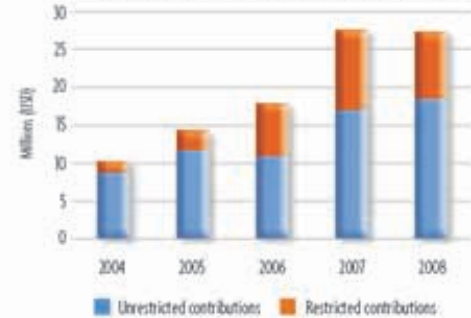
Donor ranking per GDP: 9

Donor ranking per capita: 6

### Level of earmarking in 2008



### Contributions to UNHCR 2004 - 2008



## Italy

### Total contribution in USD:

44,117,001<sup>1</sup> (rank: 10)

### Total contribution in currency:

30,238,213 (EUR)

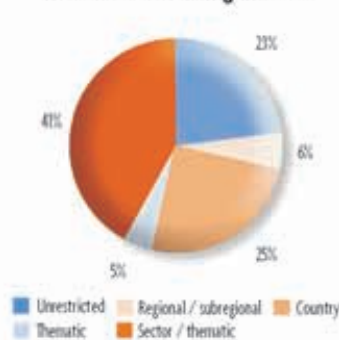
### Unrestricted contribution (USD):

10,204,082 (rank: 11)

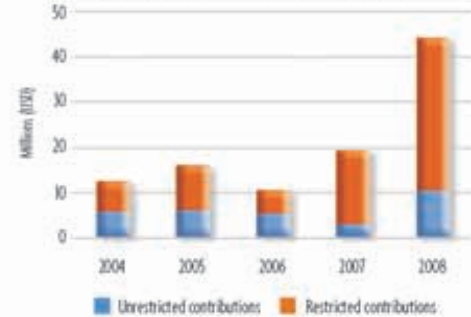
Donor ranking per GDP: 19

Donor ranking per capita: 19

### Level of earmarking in 2008



### Contributions to UNHCR 2004 - 2008



<sup>1</sup> Includes USD 129,534 from the Region of Veneto.



## Japan

### Total contribution in USD:

110,871,125<sup>1</sup> (rank: 3)

### Total contribution in currency:

6,458,959,792 (JPY); 46,957,671 (USD)

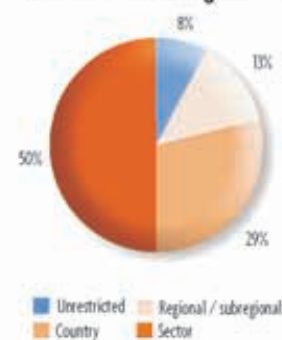
### Unrestricted contribution (USD):

9,000,000 (rank: 12)

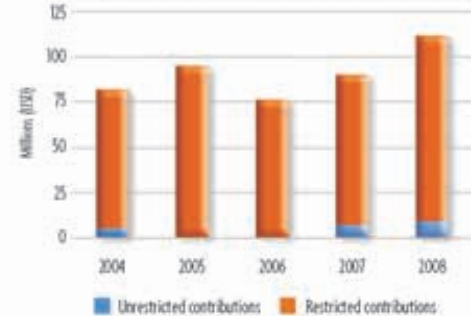
Donor ranking per GDP: 17

Donor ranking per capita: 17

### Level of earmarking in 2008



### Contributions to UNHCR 2004 - 2008



<sup>1</sup> Includes USD 120,553 from the Japanese International Cooperation Agency (JICA).



## Kuwait

### Total contribution in USD:

2,000,000 (rank: 26)

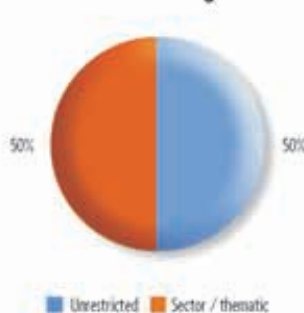
### Unrestricted contribution (USD):

1,000,000 (rank: 20)

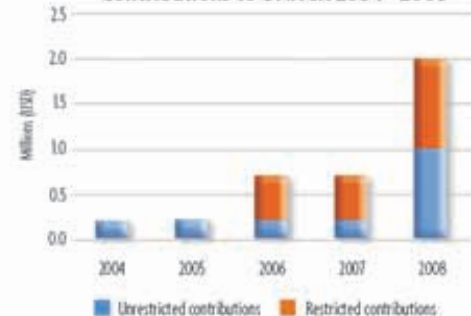
Donor ranking per GDP: 21

Donor ranking per capita: 20

### Level of earmarking in 2008



### Contributions to UNHCR 2004 - 2008





## Liechtenstein

### Total contribution in USD:

392,949 (rank: 35)

### Total contribution in currency:

300,000 (CHF); 129,791 (USD)

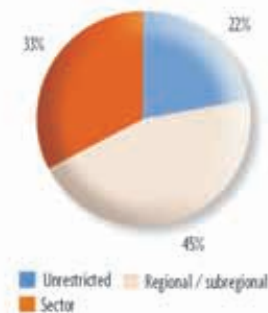
### Unrestricted contribution (USD):

87,719 (rank: 35)

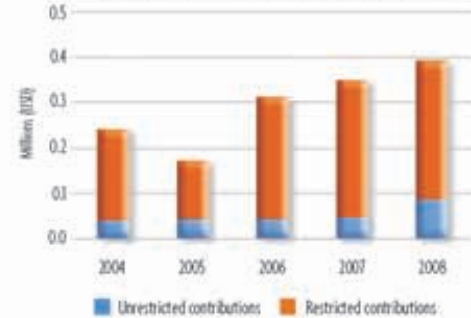
Donor ranking per GDP: 10

Donor ranking per capita: 4

### Level of earmarking in 2008



### Contributions to UNHCR 2004 - 2008



## Luxembourg

### Total contribution in USD:

10,079,587 (rank: 19)

### Total contribution in currency:

6,925,000 (EUR); 70,592 (USD)

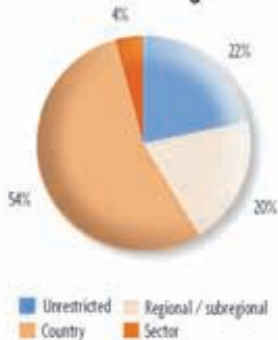
### Unrestricted contribution (USD):

2,170,350 (rank: 18)

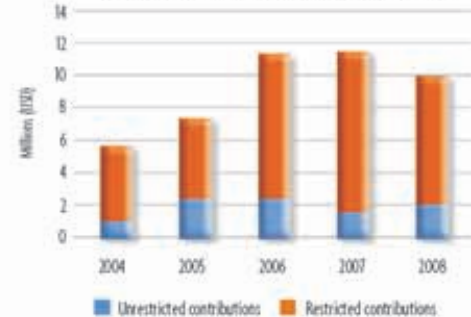
Donor ranking per GDP: 2

Donor ranking per capita: 1

### Level of earmarking in 2008



### Contributions to UNHCR 2004 - 2008



## Mexico

### Total contribution in USD:

101,905 (rank: 41)

### Total contribution in currency:

3215 (MXN); 101,608 (USD)

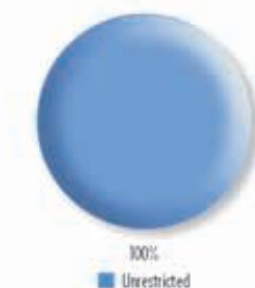
### Unrestricted contribution (USD):

101,905 (rank: 32)

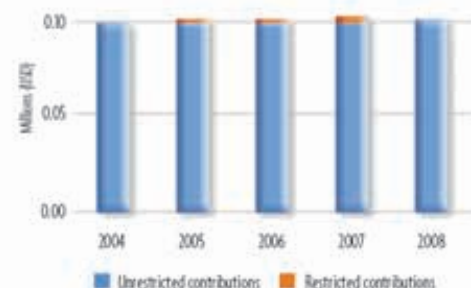
Donor ranking per GDP: 43

Donor ranking per capita: 42

### Level of earmarking in 2008



### Contributions to UNHCR 2004 - 2008



## Monaco

### Total contribution in USD:

145,773 (rank: 38)

### Total contribution in currency:

100,000 (EUR)

### Unrestricted contribution (USD):

-

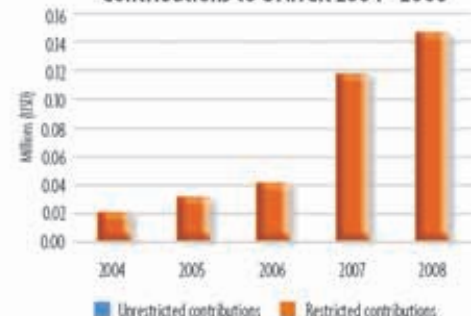
Donor ranking per GDP: 8

Donor ranking per capita: 9

### Level of earmarking in 2008



### Contributions to UNHCR 2004 - 2008







## Morocco

### Total contribution in USD:

500,000 (rank: 32)

### Unrestricted contribution (USD):

500,000 (rank: 24)

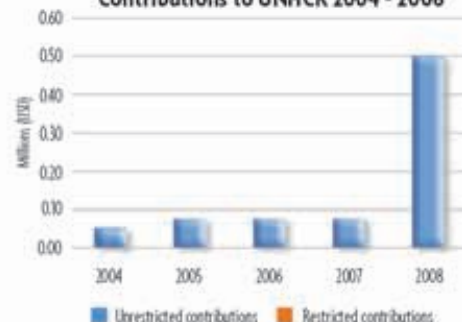
Donor ranking per GDP: 29

Donor ranking per capita: 36

### Level of earmarking in 2008



### Contributions to UNHCR 2004 - 2008



## Netherlands

### Total contribution in USD:

85,493,928 (rank: 5)

### Total contribution in currency:

42,230,248 (EUR); 5,971,148,423 (IRR);

23,760,663 (USD)

### Unrestricted contribution (USD):

61,331,722 (rank: 1)

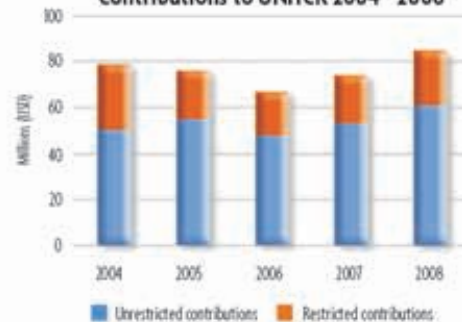
Donor ranking per GDP: 7

Donor ranking per capita: 8

### Level of earmarking in 2008



### Contributions to UNHCR 2004 - 2008



## New Zealand

### Total contribution in USD:

4,546,204 (rank: 21)

### Total contribution in currency:

1,080,600 (USD); 4,505,000 (NZD)

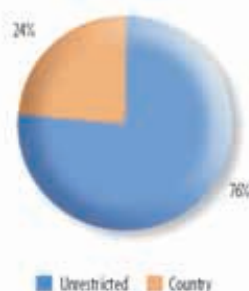
### Unrestricted contribution (USD):

3,461,538 (rank: 16)

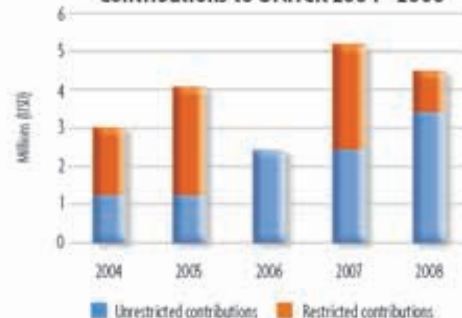
Donor ranking per GDP: 14

Donor ranking per capita: 15

### Level of earmarking in 2008



### Contributions to UNHCR 2004 - 2008



## Norway

### Total contribution in USD:

61,048,237 (rank: 6)

### Total contribution in currency:

335,891,892 (NOK); 1,062,896 (USD)

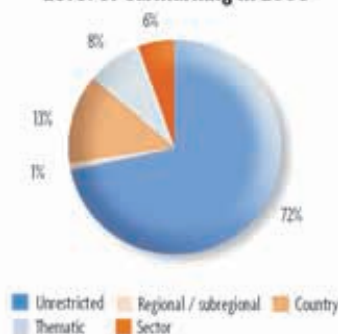
### Unrestricted contribution (USD):

43,795,620 (rank: 2)

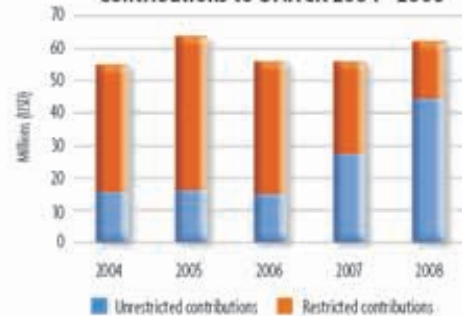
Donor ranking per GDP: 4

Donor ranking per capita: 2

### Level of earmarking in 2008



### Contributions to UNHCR 2004 - 2008





## Oman

### Total contribution in USD:

100,000 (rank: 44)

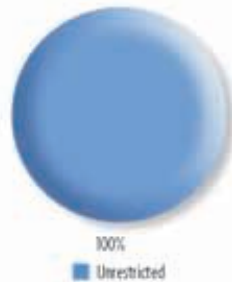
### Unrestricted contribution (USD):

100,000 (rank: 34)

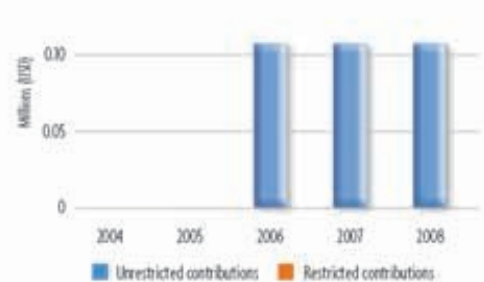
Donor ranking per GDP: 34

Donor ranking per capita: 33

### Level of earmarking in 2008



### Contributions to UNHCR 2004 - 2008



## Poland

### Total contribution in USD:

857,269 (rank: 30)

### Total contribution in currency:

343,895 (CHF); 93,830 (EUR);

400,000 (USD)

### Unrestricted contribution (USD):

300,000 (rank: 25)

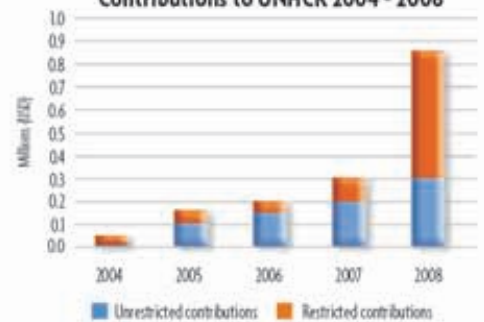
Donor ranking per GDP: 36

Donor ranking per capita: 34

### Level of earmarking in 2008



### Contributions to UNHCR 2004 - 2008



## Portugal

### Total contribution in USD:

1,595,337 (rank: 28)

### Total contribution in currency:

1,000,000 (EUR); 300,000 (USD)

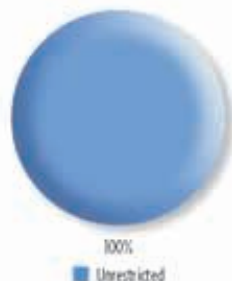
### Unrestricted contribution (USD):

1,595,337 (rank: 19)

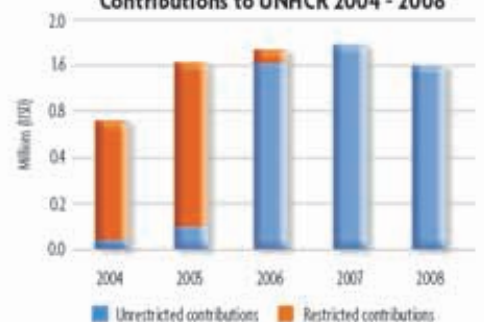
Donor ranking per GDP: 28

Donor ranking per capita: 30

### Level of earmarking in 2008



### Contributions to UNHCR 2004 - 2008



## Republic of Korea

### Total contribution in USD:

3,016,519 (rank: 22)

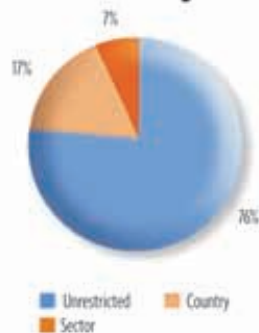
### Unrestricted contribution (USD):

2,300,000 (rank: 17)

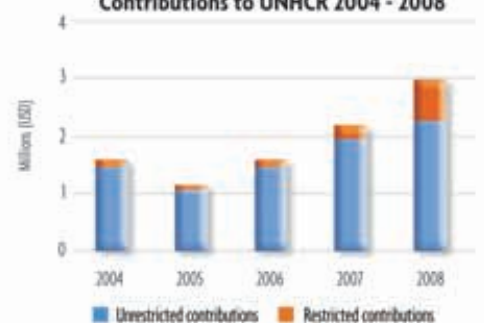
Donor ranking per GDP: 33

Donor ranking per capita: 32

### Level of earmarking in 2008



### Contributions to UNHCR 2004 - 2008





## Romania

### Total contribution in USD:

399,555 (rank: 34)

### Total contribution in currency:

280,000 (EUR);

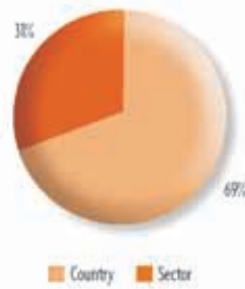
### Unrestricted contribution (USD):

-

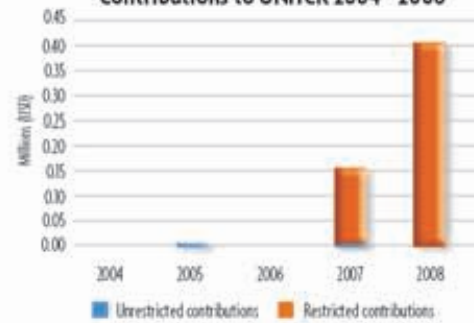
Donor ranking per GDP: 35

Donor ranking per capita: 35

### Level of earmarking in 2008



### Contributions to UNHCR 2004 - 2008



## Russian Federation

### Total contribution in USD:

2,000,000 (rank: 27)

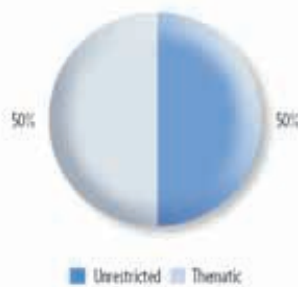
### Unrestricted contribution (USD):

1,000,000 (rank: 21)

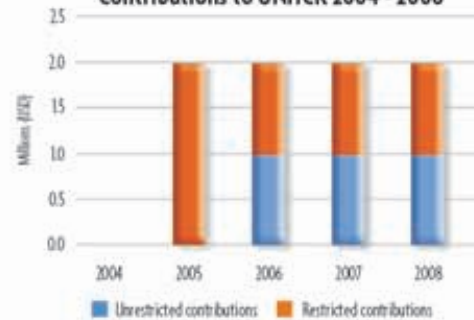
Donor ranking per GDP: 37

Donor ranking per capita: 37

### Level of earmarking in 2008



### Contributions to UNHCR 2004 - 2008



## Saudi Arabia

### Total contribution in USD:

112,000 (rank: 40)

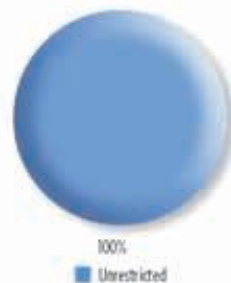
### Unrestricted contribution (USD):

112,000 (rank: 31)

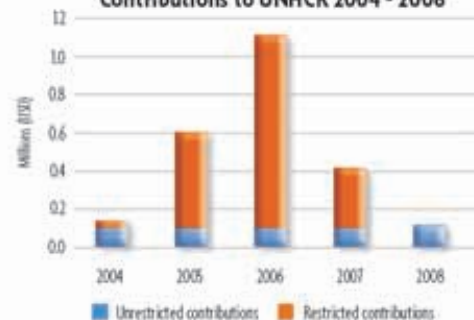
Donor ranking per GDP: 41

Donor ranking per capita: 40

### Level of earmarking in 2008



### Contributions to UNHCR 2004 - 2008



## South Africa

### Total contribution in USD:

145,985 (rank: 37)

### Total contribution in currency:

1,000,000 (ZAR)

### Unrestricted contribution (USD):

-

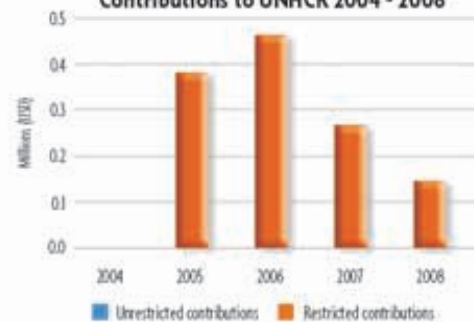
Donor ranking per GDP: 40

Donor ranking per capita: 41

### Level of earmarking in 2008



### Contributions to UNHCR 2004 - 2008





## Spain

### Total contribution in USD:

36,059,344 (rank: 12)

### Total contribution in currency:

24,613,281 (EUR)

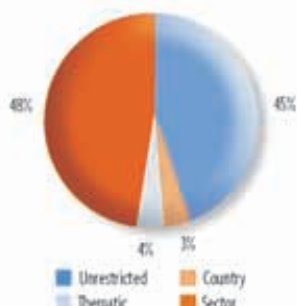
### Unrestricted contribution (USD):

16,271,642 (rank: 6)

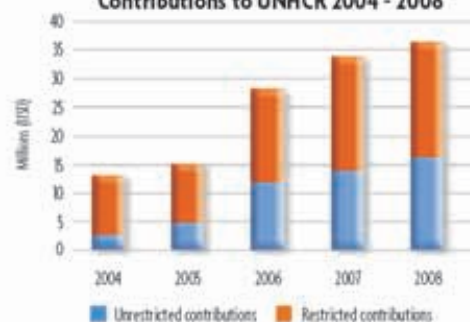
Donor ranking per GDP: 18

Donor ranking per capita: 18

### Level of earmarking in 2008



### Contributions to UNHCR 2004 - 2008



### Contributions from regional and local public sources

Autonomous Community of Valencia	1,529,495
Autonomous Community of the Basque Country	1,098,097
Autonomous Community of Andalusia	872,988
City Council of Madrid	777,202
Autonomous Community of Catalonia	699,844
Autonomous Community of Castilla-La Mancha	466,563
Diputación Foral of Bizkaia	369,276
Autonomous Community of Asturias	311,042
Autonomous Community of Navarra	248,154
City Council of Zaragoza	192,762
City Council of Bilbao	129,534
Diputación Foral of Guipuzkoa	111,975
Other public sources	687,050

<sup>1</sup> Contributions from Spain are divided between the Central Government (USD 28,565,363) and decentralized public sources (USD 687,050). The latter are channelled through España con ACNUR.



## Sweden

### Total contribution in USD:

105,366,742 (rank: 4)

### Total contribution in currency:

682,500,000 (SEK); 711,336 (USD)

### Unrestricted contribution (USD):

-

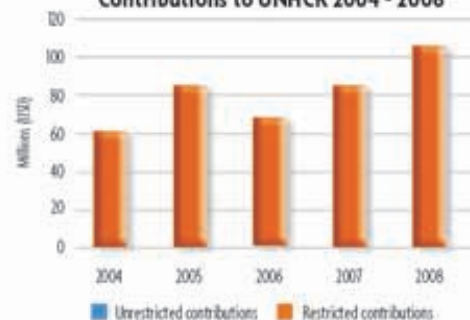
Donor ranking per GDP: 1

Donor ranking per capita: 3

### Level of earmarking in 2008



### Contributions to UNHCR 2004 - 2008



## Switzerland

### Total contribution in USD:

25,481,287 (rank: 16)

### Total contribution in currency:

24,952,517 (CHF); 2,362,777 (USD)

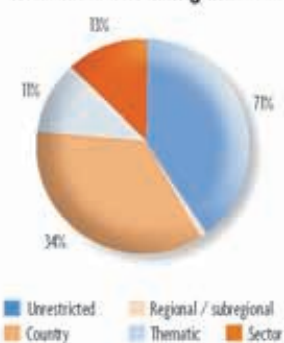
### Unrestricted contribution (USD):

10,380,852 (rank: 10)

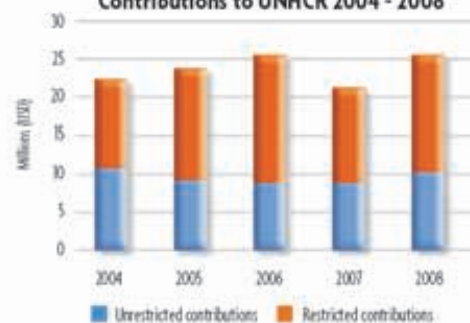
Donor ranking per GDP: 11

Donor ranking per capita: 10

### Level of earmarking in 2008



### Contributions to UNHCR 2004 - 2008







## Turkey

### Total contribution in USD:

450,000 (rank: 33)

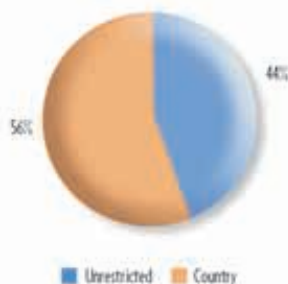
### Unrestricted contribution (USD):

200,000 (rank: 28)

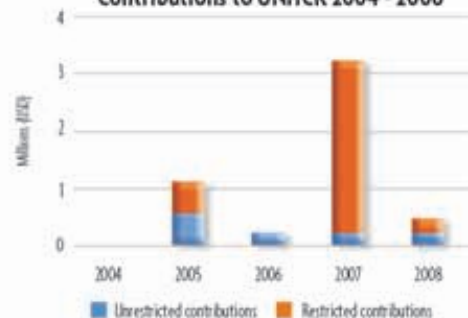
Donor ranking per GDP: 38

Donor ranking per capita: 39

#### Level of earmarking in 2008



#### Contributions to UNHCR 2004 - 2008



## United Kingdom

### Total contribution in USD:

57,422,861 (rank: 7)

### Total contribution in currency:

30,697,570 (GBP); 90,542 (EUR);  
113,067 (USD); 90,326,223 (COP)

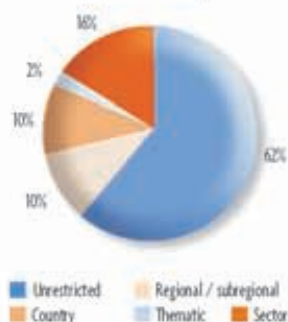
### Unrestricted contribution (USD):

34,926,471 (rank: 3)

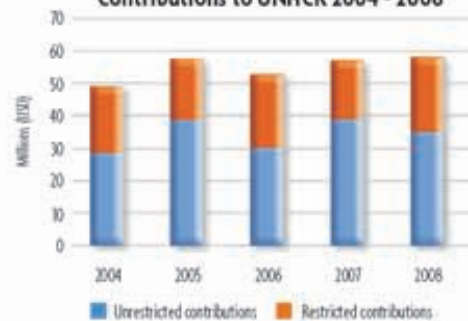
Donor ranking per GDP: 20

Donor ranking per capita: 16

#### Level of earmarking in 2008



#### Contributions to UNHCR 2004 - 2008



## United States of America

### Total contribution in USD:

510,251,603 (rank: 1)

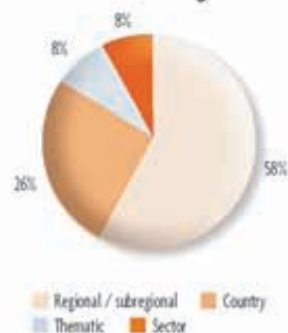
### Unrestricted contribution (USD):

-

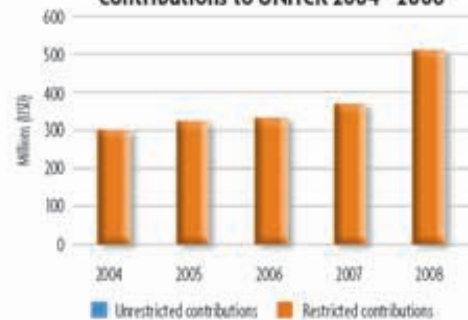
Donor ranking per GDP: 12

Donor ranking per capita: 11

#### Level of earmarking in 2008



#### Contributions to UNHCR 2004 - 2008

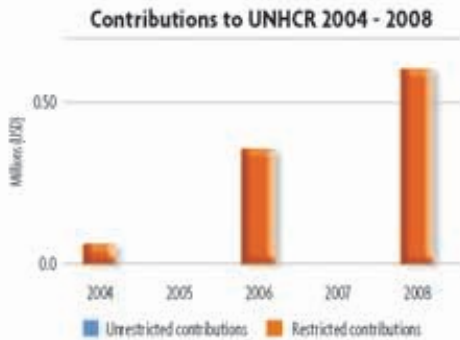


## Intergovernmental donors



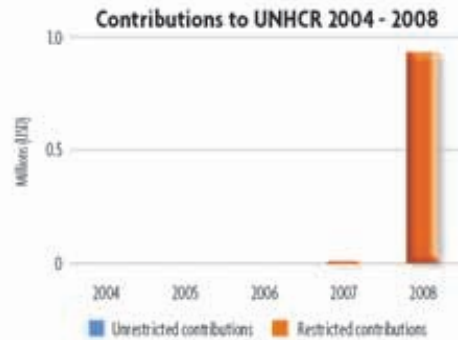
### African Union

**Total contribution in USD:**  
600,000



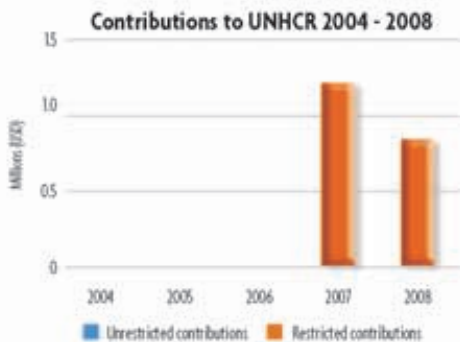
### Council of Europe Development Bank

**Total contribution in USD:**  
931,934



### Great Lakes Initiative on AIDS (GLIA)

**Total contribution in USD:**  
840,945

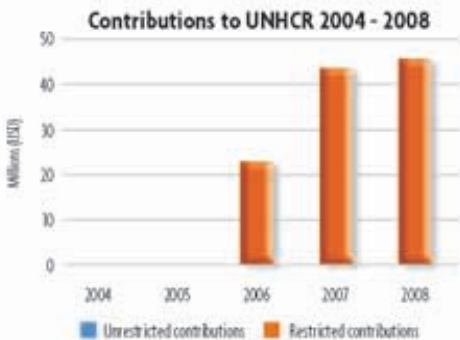


## United Nations donors



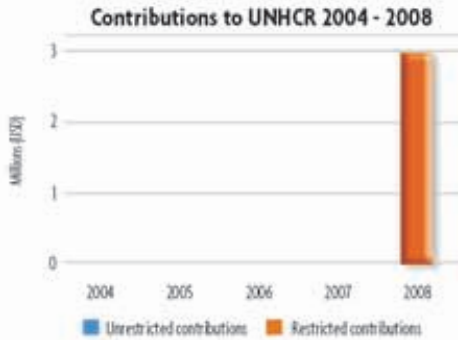
### Central Emergency Response Fund (CERF)

**Total contribution in USD:**  
45,679,720



### Central Fund for Influenza Action

**Total contribution in USD:**  
2,970,000

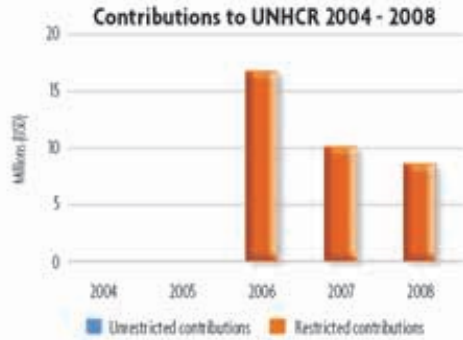




## Common Humanitarian Fund for Sudan

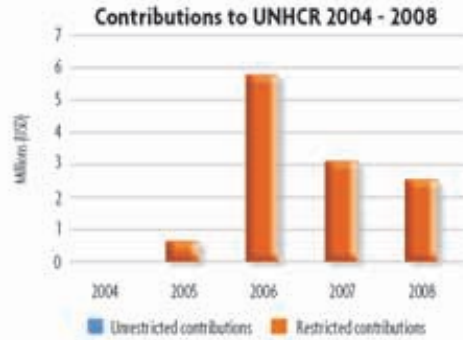


**Total contribution in USD:**  
8,652,697



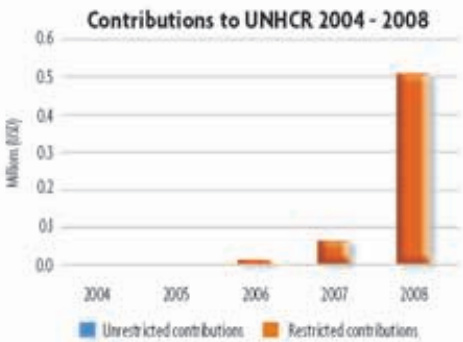
## DRC Pooled Fund

**Total contribution in USD:**  
2,496,690



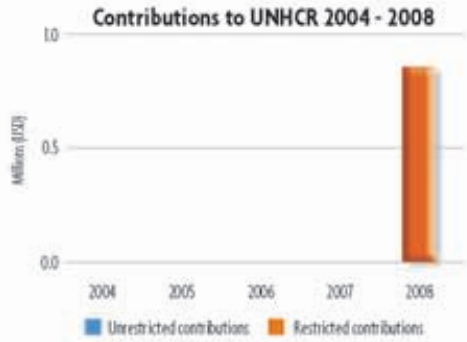
## United Nations Children's Fund (UNICEF)

**Total contribution in USD:**  
505,751



## UN Delivering as One

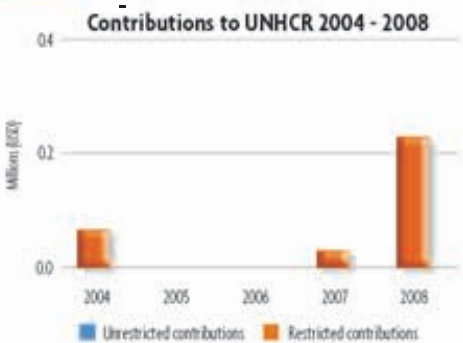
**Total contribution in USD:**  
854,865



## United Nations Development Programme

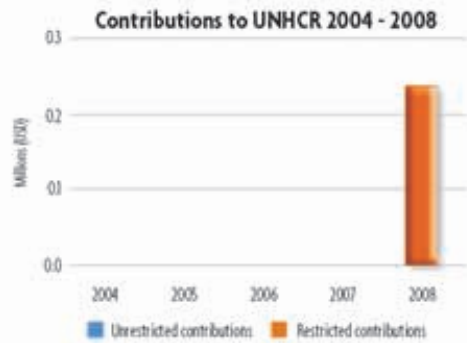


**Total contribution in USD:**  
230,370



## United Nations Global Peace and Security Fund

**Total contribution in USD:**  
233,117

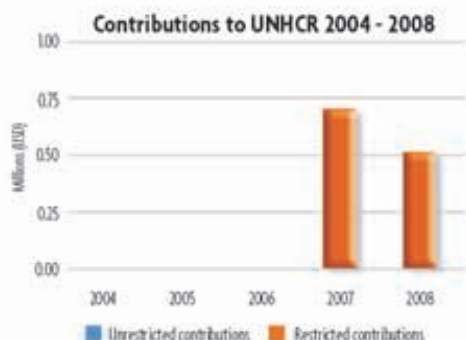




## United Nations Peacebuilding Fund

**Total contribution in USD:**

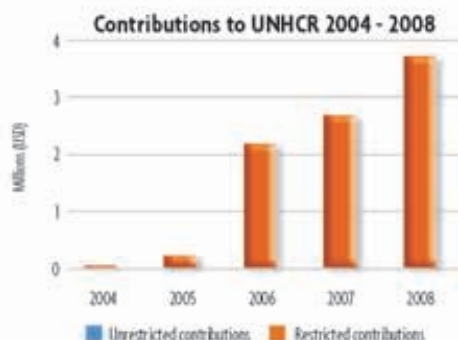
514,980



## United Nations Programme on HIV and AIDS (UNAIDS)

**Total contribution in USD:**

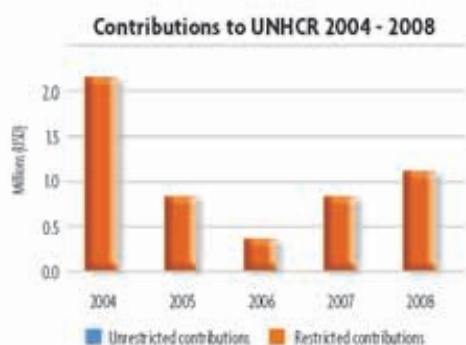
3,702,568



## United Nations Trust Fund for Human Security

**Total contribution in USD:**

1,060,273



## Private sector fund-raising programmes and national associations

### Australia for UNHCR

**Total contribution in USD:**

4,069,136

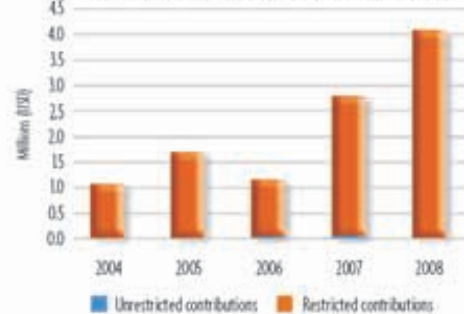
**Total contribution in currency:**

4,711,996 (AUD)

**Funding source in 2008**



**Contributions to UNHCR 2004 - 2008**



**Major donors**

PricewaterhouseCoopers  
Colonial First State Wealth Management  
ASX-Reuters

**USD**

416,567  
18,687  
16,744



## España con ACNUR

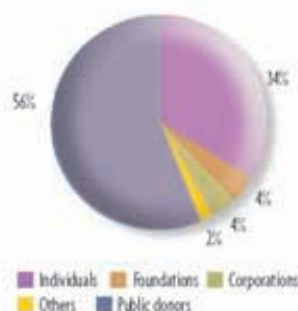
### Total contribution in USD:

13,425,056

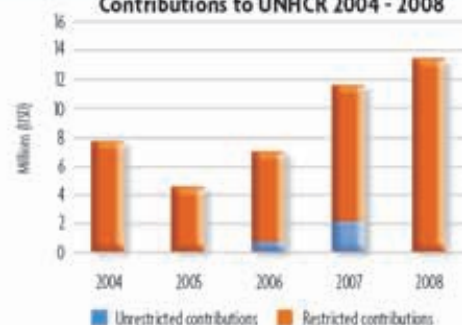
### Total contribution in currency:

9,102,065 (EUR)

Funding source in 2008



Contributions to UNHCR 2004 - 2008



### Major private donors

Donor	USD	Donor	USD
Fundación La Caixa	419,906.69	Fundación Gredos San Diego Madrid	45,843.34
PricewaterhouseCoopers	162,596	Web/BBVA Project for Radio Dadaab Kenya	18,833.15
Caja de Ahorros del Mediterraneo CAM	116,640.75	Renfe	12,953.37
Sando Proyectos Inmobiliarios	78,864.35	JC Decaux España, S.L.	12,020.73
Buy Aid, S.L.	74,163.41	Vocento	11,658.03
BBVA	64,766.84	Softonic	11,269.43

<sup>1</sup> Contributions from España con ACNUR are divided between private donors (USD 5,931,074) and public donors (USD 7,493,982). Contributions from public donors are recorded under the Government of Spain. The donor profile for Spain includes a list of major public donors that contributed through España con ACNUR.

## Japan Association for UNHCR

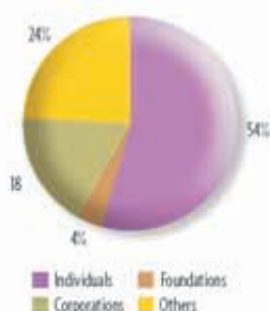
### Total contribution in USD:

5,590,428

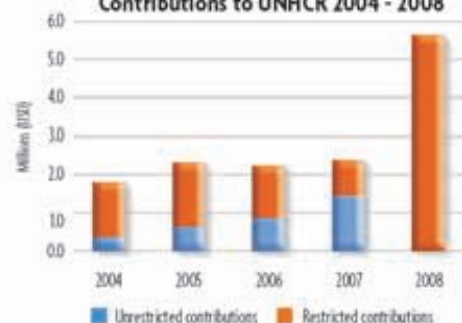
### Total contribution in currency:

586,179,410 (JPY)

Funding source in 2008



Contributions to UNHCR 2004 - 2008



### Major donors

Donor	USD	Donor	USD
AEON 1% Club	285,660	Credit Season Co. Ltd.	26,825
TV Asahi Welfare Foundation		ABC Cooking Studio	24,750
Doraemon-Bokin	166,667	Rissho Kosei-kai Donate A Meal Fund for Peace	24,286
Rotary International District	123,944	Sawayaka Fukushi Foundation - Mr. Tadao Komura	22,500
Mitsubishi Diamond Cup Golf Tournament	108,965	Canon	21,635
Shinnyo-en Buddhist Order	100,877	Toppan Printing Co. Ltd.	21,481
Japanese Communist Party	92,703	Nichiren Soshu	21,429
Ishibashi Foundation	84,906	Soka Gakkai	21,429
Jodoshinshu Hongwannji Charity Fund	78,571	Hita Tenryosui Co. Ltd.	20,833
Soroptimist International of America, Japan Minami, Nishi, Kita, Chuo and Higashi Regions	70,650	UNIQLO Co. Ltd.	19,737
Japanese Trade Union Confederation Rengo	56,785	NPO Mainichi Newspaper Network of Hope	16,800
Zenroren (National Confederation of Trade Unions)	46,764	Mitsui O.S.K. Lines Ltd.	16,447
Tipness Ltd.	36,136	Shingonshu Busan-ha & Chisan-ha	14,286
Rinzai-shu Myoshin-ji Group	35,714	Shinnyoen	14,286
Supporting Committee for Refugee Film Festival	31,924	Toyota Motor Corporation	13,889
PAL System Tokyo	31,251	Japan Buddhist Federation	13,889
Baccarat Pacific K.K.	30,409	Japan Federation of Democratic Medical Institution	13,889
Network Earth Village	29,678	Shorinji Kempo Association	12,986
Mainichi Newspaper Tokyo Social Welfare Foundation	28,889	Fuji Optical Co. Ltd.	11,692
		Yahoo Japan Value Insight Corporation	10,870

## Private sector fund-raising programme in Canada

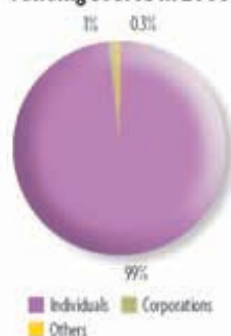
**Total contribution in USD:**

1,458,703

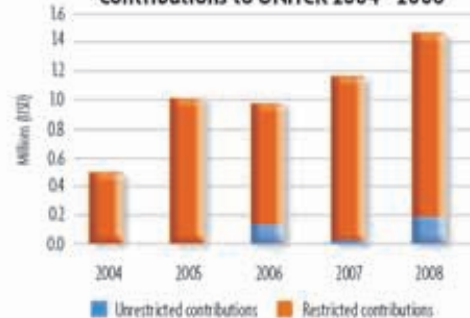
**Total contribution in currency:**

1,555,202 (CAD)

**Funding source in 2008**



**Contributions to UNHCR 2004 - 2008**



**Major donors**

PricewaterhouseCoopers

**USD**

89,986

## Private sector fund-raising programme in Greece

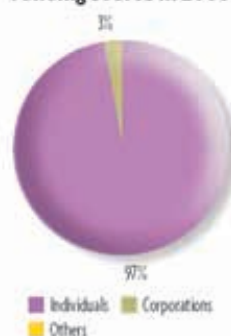
**Total contribution in USD:**

762,004

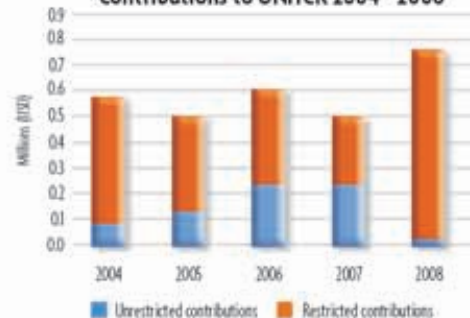
**Total contribution in currency:**

531,092 (EUR)

**Funding source in 2008**



**Contributions to UNHCR 2004 - 2008**



**Major donors**

PricewaterhouseCoopers

**USD**

22,368

## Private sector fund-raising programme in Italy

**Total contribution in USD:**

4,967,245

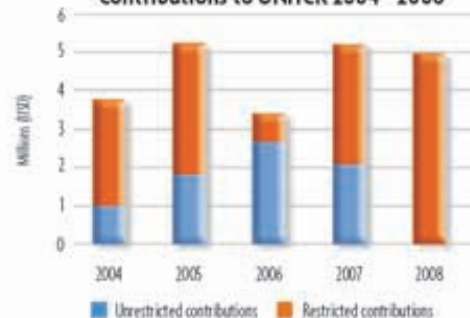
**Total contribution in currency:**

3,415,427 (EUR)

**Funding source in 2008**



**Contributions to UNHCR 2004 - 2008**



**Major donors**

PricewaterhouseCoopers

Camera Nazionale Moda Italiana

Gruppo Italiano Vino

**USD**

79,938

38,860

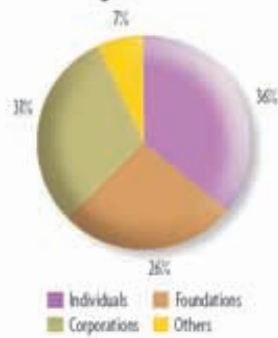
10,363

## USA for UNHCR

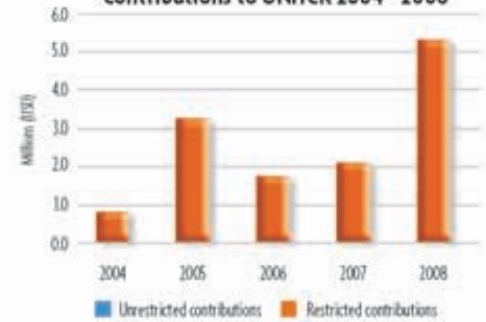
### Total contribution in USD:

5,267,776

Funding source in 2008



Contributions to UNHCR 2004 - 2008



### Major donors

Silicon Valley Community Foundation  
 Nike Inc. & affiliates  
 PricewaterhouseCoopers  
 Estate of William N. Edwards  
 Howard G. Buffet Foundation  
 Jewish Communal Fund  
 Jolie-Pitt Foundation  
 Microsoft  
 Pearson Penguin Group  
 UN Association New York  
 Budget Bolt, Inc.  
 Dollars for Darfur  
 CharitaBulls  
 Ms. Molly Brown Forstall

### USD

1,000,000  
 971,480  
 763,906  
 317,947  
 109,600  
 100,000  
 100,000  
 95,000  
 35,100  
 26,000  
 20,000  
 11,495  
 10,000  
 10,000