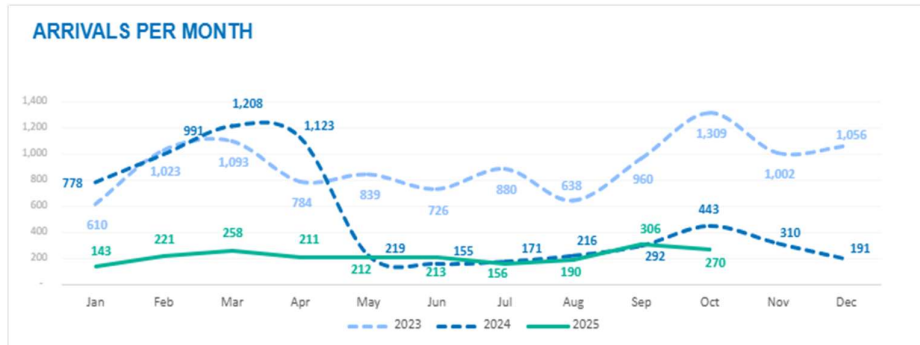


October 2025



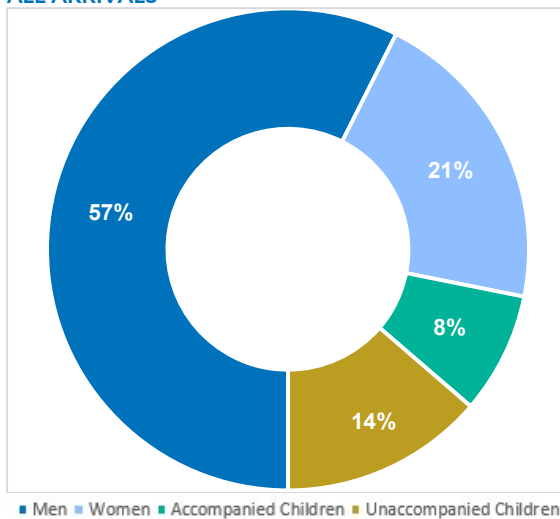
Monthly arrivals trends: 2023, 2024 and 2025 (persons)



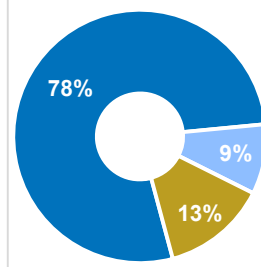
Cyprus' geographical context

Age-Gender Breakdown

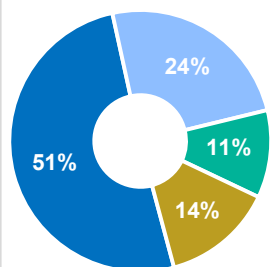
ALL ARRIVALS



SEA ARRIVALS



LAND ARRIVALS

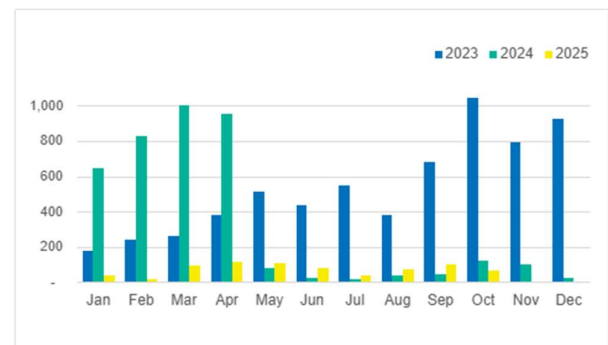


SEA & LAND ARRIVALS



*Land arrivals include individuals who arrived in the northern part of Cyprus by air and crossed the Green Line into the government-controlled areas of Cyprus.

SEA ARRIVALS BY MONTH / YEAR



Key Figures and Comparisons

Total arrivals this month: **270** persons

Compared with **443** in October 2024.

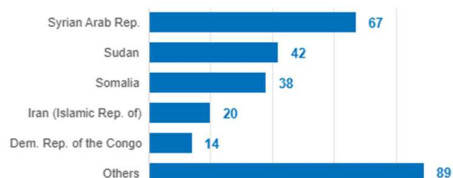
Total number of boat arrivals this month: **0**

compared with **0 boats** in October 2024.

Total arrivals year to date: **2,180** persons

-61% compared with **5,596** in October 2024.

TOP 5 COUNTRIES OF ORIGIN OF NEW ARRIVALS



Note: For an overview of asylum applications and decisions, please see our monthly **Country Fact Sheet**.