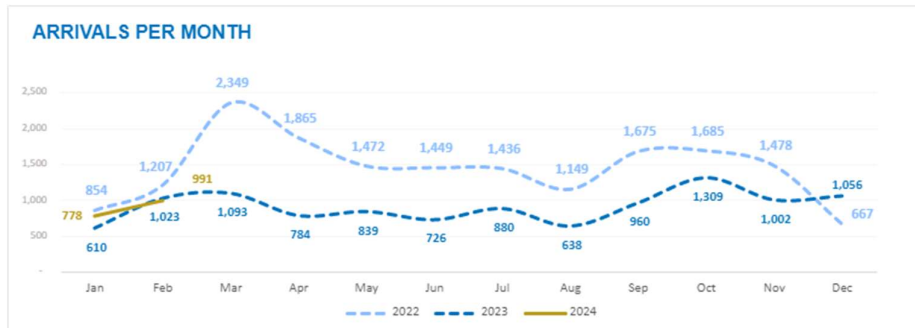


February 2024



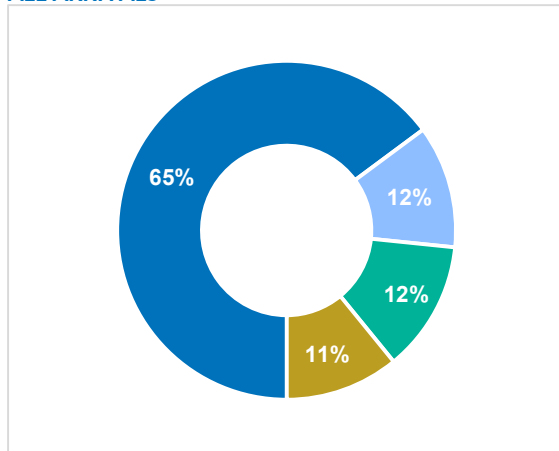
Monthly arrivals trends: 2022, 2023 and 2024 (persons)



Cyprus' geographical context

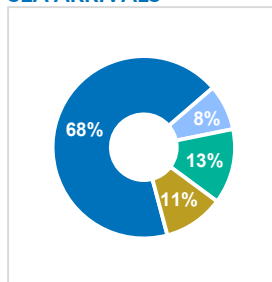
Age-Gender Breakdown

ALL ARRIVALS

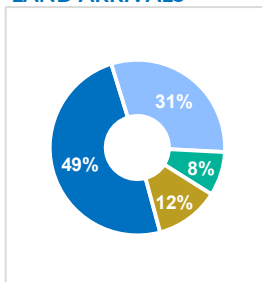


■ Men ■ Women ■ Accompanied Children ■ Unaccompanied Children

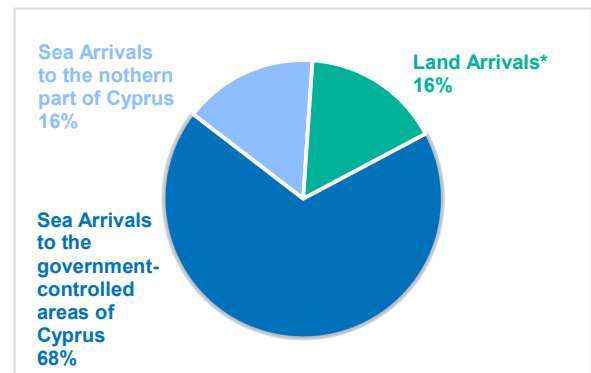
SEA ARRIVALS



LAND ARRIVALS

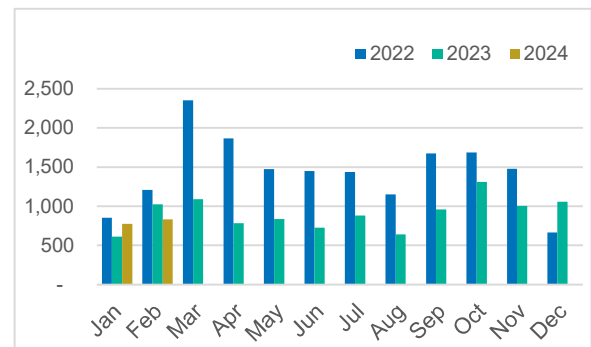


SEA AND LAND ARRIVALS

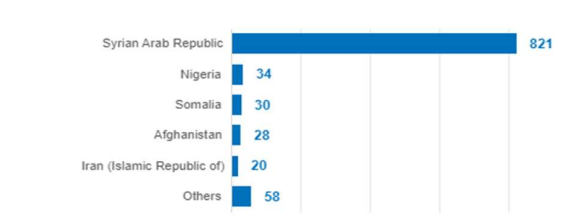


*Land arrivals include individuals who arrived in the northern part of Cyprus by air and crossed the Green Line into the government-controlled areas of Cyprus.

SEA ARRIVALS BY MONTH



TOP 5 COUNTRIES OF ORIGIN OF NEW ARRIVALS



Note: For an overview of asylum applications and decisions, please see our monthly Country Fact Sheet.

Key FIGURES & comparisons

Total arrivals this month: **991** persons

-3% compared with February 2023.

Total arrivals year to date: **1,769** persons

+8% compared with **1,633** in February 2023.

Total number of boats this month: **14**

compared with **3 boats** in February 2023.