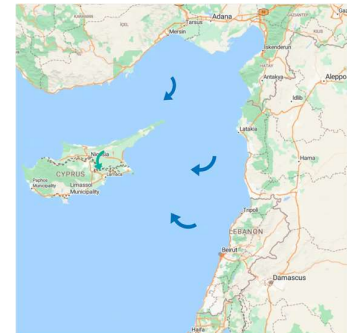


21 April 2024

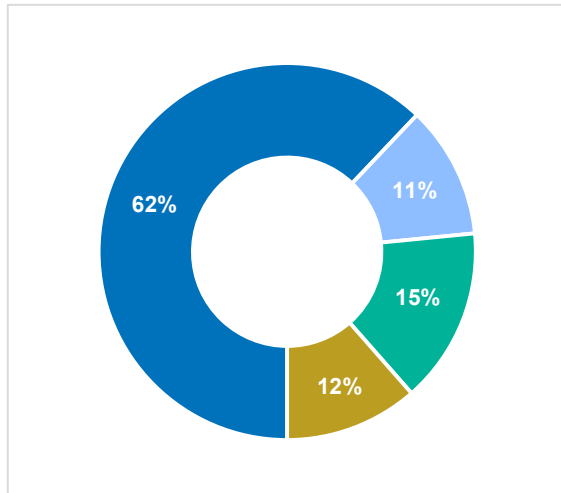


Monthly arrivals trends: 2022, 2023 and 2024 (persons)

Cyprus' geographical context

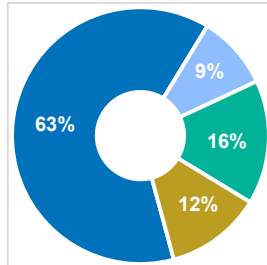
Age-Gender Breakdown

ALL ARRIVALS

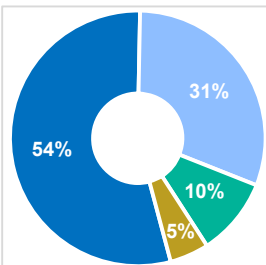


■ Men ■ Women ■ Accompanied Children ■ Unaccompanied Children

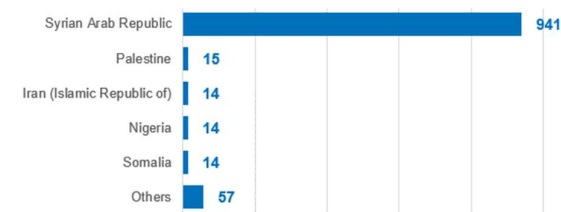
SEA ARRIVALS



LAND ARRIVALS

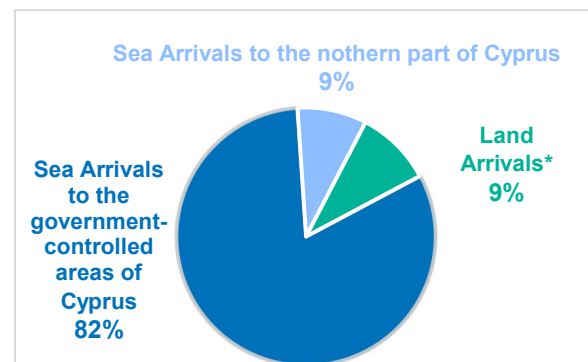


TOP 5 COUNTRIES OF ORIGIN OF NEW ARRIVALS



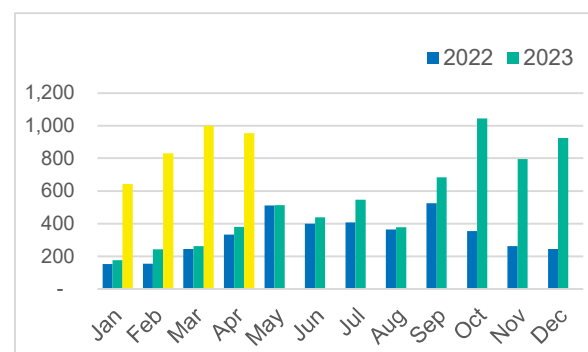
*Note: For an overview of asylum applications and decisions, please see our monthly **Country Fact Sheet**.*

SEA AND LAND ARRIVALS



*Land arrivals include individuals who arrived in the northern part of Cyprus by air and crossed the Green Line into the government-controlled areas of Cyprus.

SEA ARRIVALS BY MONTH / YEAR



Key Figures and Comparisons

Total arrivals so far this month: **1,055** persons
+34.5% compared with **784** in April 2023.

Total arrivals year to date: **4,032** persons
+15% compared with **3,510** in April 2023.

Total number of boats so far this month: **16**
(provisional figure) compared with **5 boats** in April 2023.