

# UNHCR Egypt Monthly Statistical Report

as of 31 October 2021



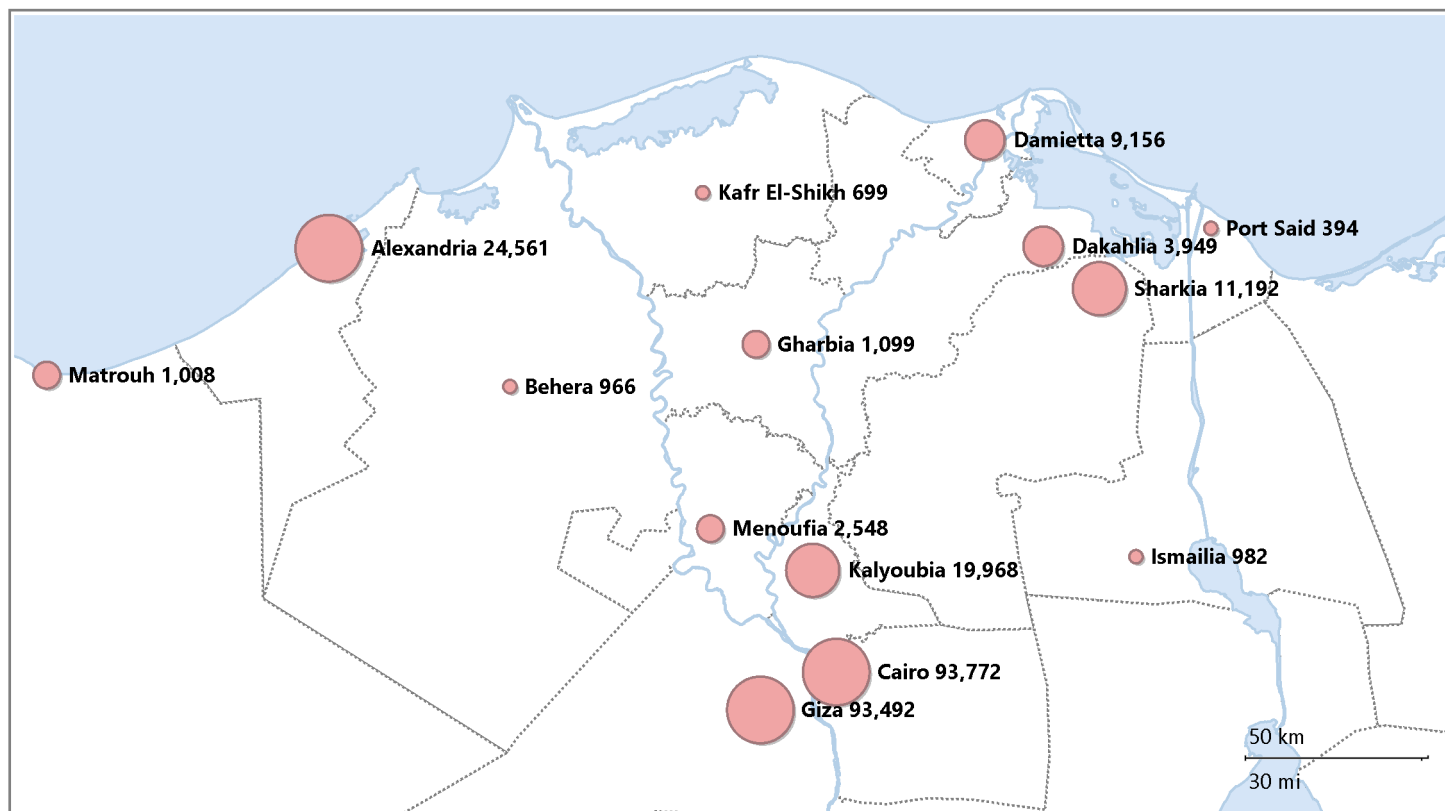
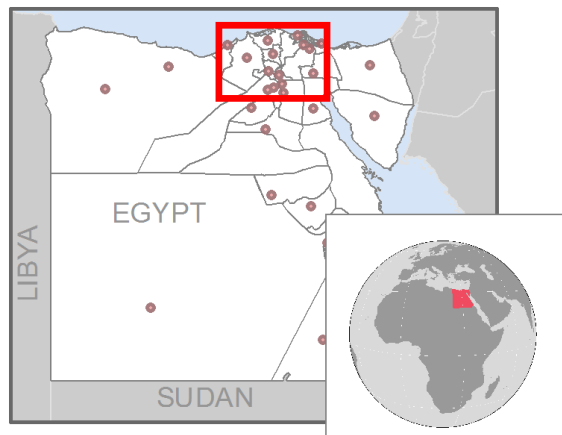
**Total Population** **267,734**

**Asylum Seekers\*** **58,456** 22%

**Refugees** **209,278** 78%



**Syrians 135,239** 51% **Other Nationalities 132,495** 49%



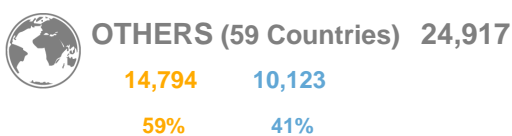
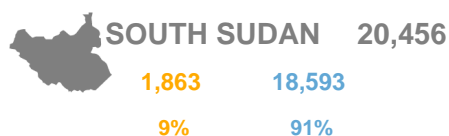
## BREAKDOWN BY COUNTRY OF ORIGIN

TOTAL **ASYLUM SEEKERS** **REFUGEES**



25,441 25,758  
50% 50%

9,832 5,513  
64% 36%



## TOTAL REGISTERED IN 2021











**TOTAL** 14,655  
**SYRIANS** 6,312 43%  
**OTHER NATIONALITIES** 8,343 57%

## REGISTERED IN OCTOBER 2021

**TOTAL** 1,913  
**SYRIANS** 644 34%  
**OTHER NATIONALITIES** 1,269 66%

\* All Syrians who approached UNHCR Egypt after 2011 are registered as asylum seekers and do not undergo refugee status determination but are considered as Refugees. The boundaries, names shown and the designations used on this map do not imply official endorsement or acceptance by the United Nations

# Population change by Individuals from September 2021 to October 2021

|  |         | Syrians | Other Nationalities |
|--|---------|---------|---------------------|
|  Starting Population  | 266,726 | 134,952 | 131,774             |
|  Total Increase 2,019 |         |         |                     |
|  New Registration     |         | 644     | 1,263               |
|  Activated/Reopened   |         | 49      | 64                  |
|  Total Decrease 1,012 |         |         |                     |
|  Closed               |         | 402     | 600                 |
|  Inactivated          |         | 4       | 6                   |
|  Ending Population    | 267,733 | 135,239 | 132,495             |

## Breakdown by Area of Responsibility

| Governorate              | Syrian        | Other          | Total          | Percentage    |
|--------------------------|---------------|----------------|----------------|---------------|
| <b>Cairo Office</b>      |               |                |                |               |
| Cairo                    | 23,364        | 70,408         | 93,772         | 35.02%        |
| Giza                     | 37,915        | 55,577         | 93,492         | 34.92%        |
| Kalyoubia                | 19,395        | 573            | 19,968         | 7.46%         |
| Sharkia                  | 10,657        | 535            | 11,192         | 4.18%         |
| Menoufia                 | 2,472         | 76             | 2,548          | 0.95%         |
| Suez                     | 186           | 898            | 1,084          | 0.40%         |
| Ismailia                 | 906           | 76             | 982            | 0.37%         |
| Red Sea                  | 668           | 38             | 706            | 0.26%         |
| Assiut                   | 376           | 60             | 436            | 0.16%         |
| Menia                    | 377           | 4              | 381            | 0.14%         |
| Fayoum                   | 300           | 22             | 322            | 0.12%         |
| Beni Suef                | 283           | 31             | 314            | 0.12%         |
| Suhag                    | 169           | 23             | 192            | 0.07%         |
| Luxor                    | 157           | 3              | 160            | 0.06%         |
| Aswan                    | 18            | 104            | 122            | 0.05%         |
| Qena                     | 93            | 16             | 109            | 0.04%         |
| South Sinai              | 65            | 28             | 93             | 0.03%         |
| North Sinai              | 13            | 11             | 24             | 0.01%         |
| New Valley               | 4             | 1              | 5              | 0.00%         |
| <b>Total</b>             | <b>97,418</b> | <b>128,484</b> | <b>225,902</b> | <b>84.38%</b> |
| <b>Alexandria Office</b> |               |                |                |               |
| Alexandria               | 21,268        | 3,293          | 24,561         | 9.17%         |
| Damietta                 | 9,091         | 65             | 9,156          | 3.42%         |
| Dakahlia                 | 3,519         | 430            | 3,949          | 1.47%         |
| Gharbia                  | 1,031         | 68             | 1,099          | 0.41%         |
| Matrouh                  | 972           | 36             | 1,008          | 0.38%         |
| Behera                   | 878           | 88             | 966            | 0.36%         |
| Kafr El-Shikh            | 670           | 29             | 699            | 0.26%         |
| Port Said                | 392           | 2              | 394            | 0.15%         |
| <b>Total</b>             | <b>37,821</b> | <b>4,011</b>   | <b>41,832</b>  | <b>15.62%</b> |