


UNHCR Egypt Monthly Statistical Report

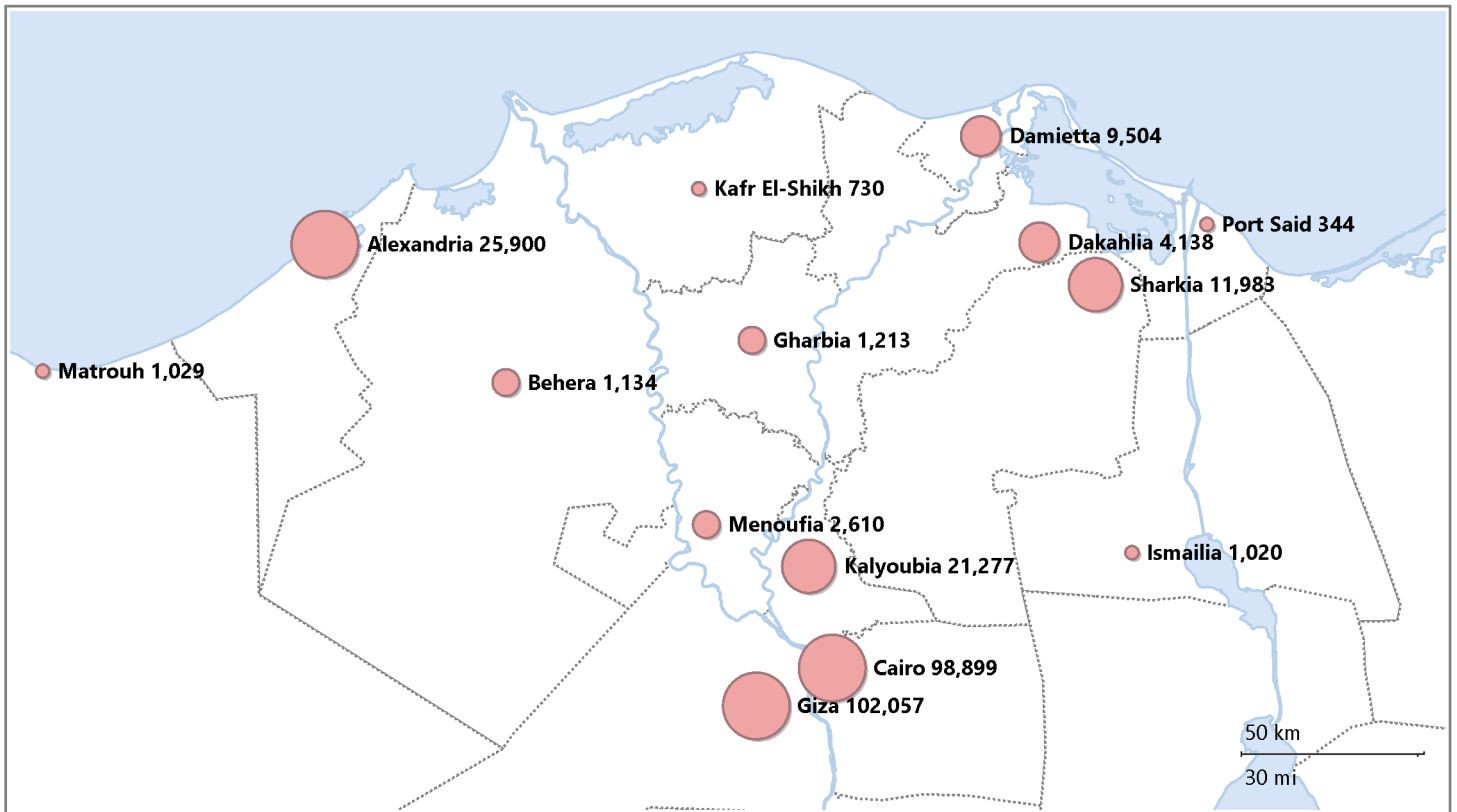
as of 31 May 2022



Total Population 285,949



Syrians 142,411 50% **Other Nationalities 143,538 50%**



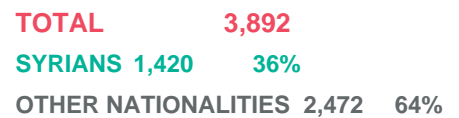
BREAKDOWN BY COUNTRY OF ORIGIN



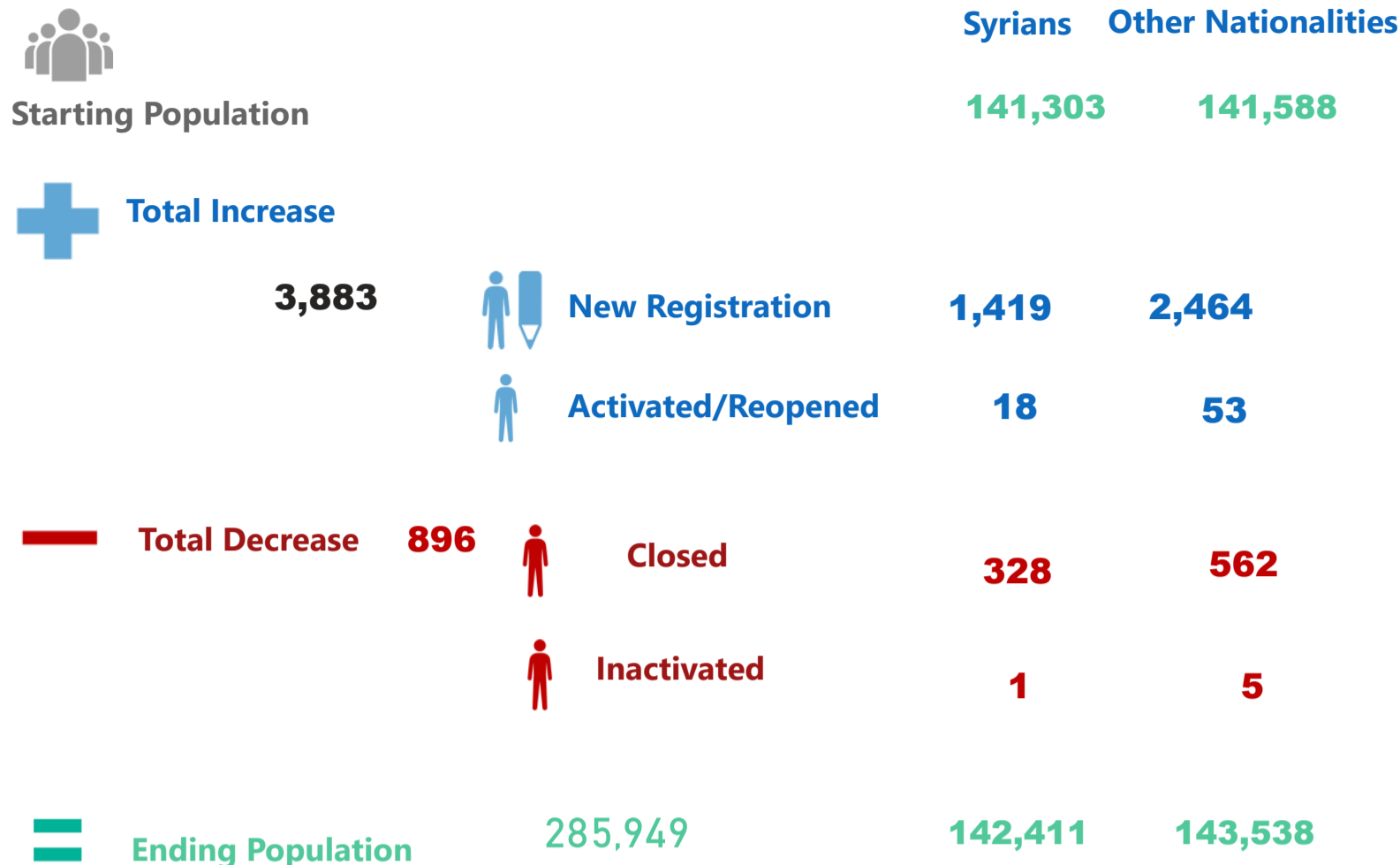
TOTAL REGISTERED IN 2022



REGISTERED IN MAY 2022



Population Change



Breakdown by Area of Responsibility

Nationality Governorate	Others		Syrian		Total	
	Total	Percentage	Total	Percentage	Total	Percentage
☐ Cairo Office						
Giza	62,264	43.38%	39,793	27.94%	102,057	35.69%
Cairo	74,238	51.72%	24,661	17.32%	98,899	34.59%
Kalyoubia	643	0.45%	20,634	14.49%	21,277	7.44%
Sharkia	631	0.44%	11,352	7.97%	11,983	4.19%
Menoufia	89	0.06%	2,521	1.77%	2,610	0.91%
Suez	865	0.60%	205	0.14%	1,070	0.37%
Ismailia	81	0.06%	939	0.66%	1,020	0.36%
Red Sea	44	0.03%	676	0.47%	720	0.25%
Menia	5	0.00%	464	0.33%	469	0.16%
Assiut	53	0.04%	391	0.27%	444	0.16%
Beni Suef	24	0.02%	310	0.22%	334	0.12%
Fayoum	23	0.02%	282	0.20%	305	0.11%
Suhag	23	0.02%	186	0.13%	209	0.07%
Aswan	148	0.10%	22	0.02%	170	0.06%
Luxor	4	0.00%	162	0.11%	166	0.06%
Qena	15	0.01%	87	0.06%	102	0.04%
South Sinai	31	0.02%	62	0.04%	93	0.03%
North Sinai	11	0.01%	13	0.01%	24	0.01%
New Valley	1	0.00%	4	0.00%	5	0.00%
Total	139,193	96.97%	102,764	72.16%	241,957	84.62%
☐ Alex Office						
Alexandria	3,600	2.51%	22,300	15.66%	25,900	9.06%
Damietta	70	0.05%	9,434	6.62%	9,504	3.32%
Dakahlia	436	0.30%	3,702	2.60%	4,138	1.45%
Gharbia	69	0.05%	1,144	0.80%	1,213	0.42%
Behera	106	0.07%	1,028	0.72%	1,134	0.40%
Matrouh	35	0.02%	994	0.70%	1,029	0.36%
Kafr El-Shikh	29	0.02%	701	0.49%	730	0.26%
Port Said			344	0.24%	344	0.12%
Total	4,345	3.03%	39,647	27.84%	43,992	15.38%
Total	143,538	100.00%	142,411	100.00%	285,949	100.00%

* All Syrians who approached UNHCR Egypt after 2011 are registered as asylum seekers and do not undergo refugee status determination but are considered as Refugees

The boundaries, names shown and the designations used on this map do not imply official endorsement or acceptance by the United Nations

Publishing Date: 2 June, 2022 Sources: UNHCR proGres database Author: UNHCR EGYPT, ODM Feedback: arecaodm@unhcr.org