

# UNHCR Egypt Monthly Statistical Report

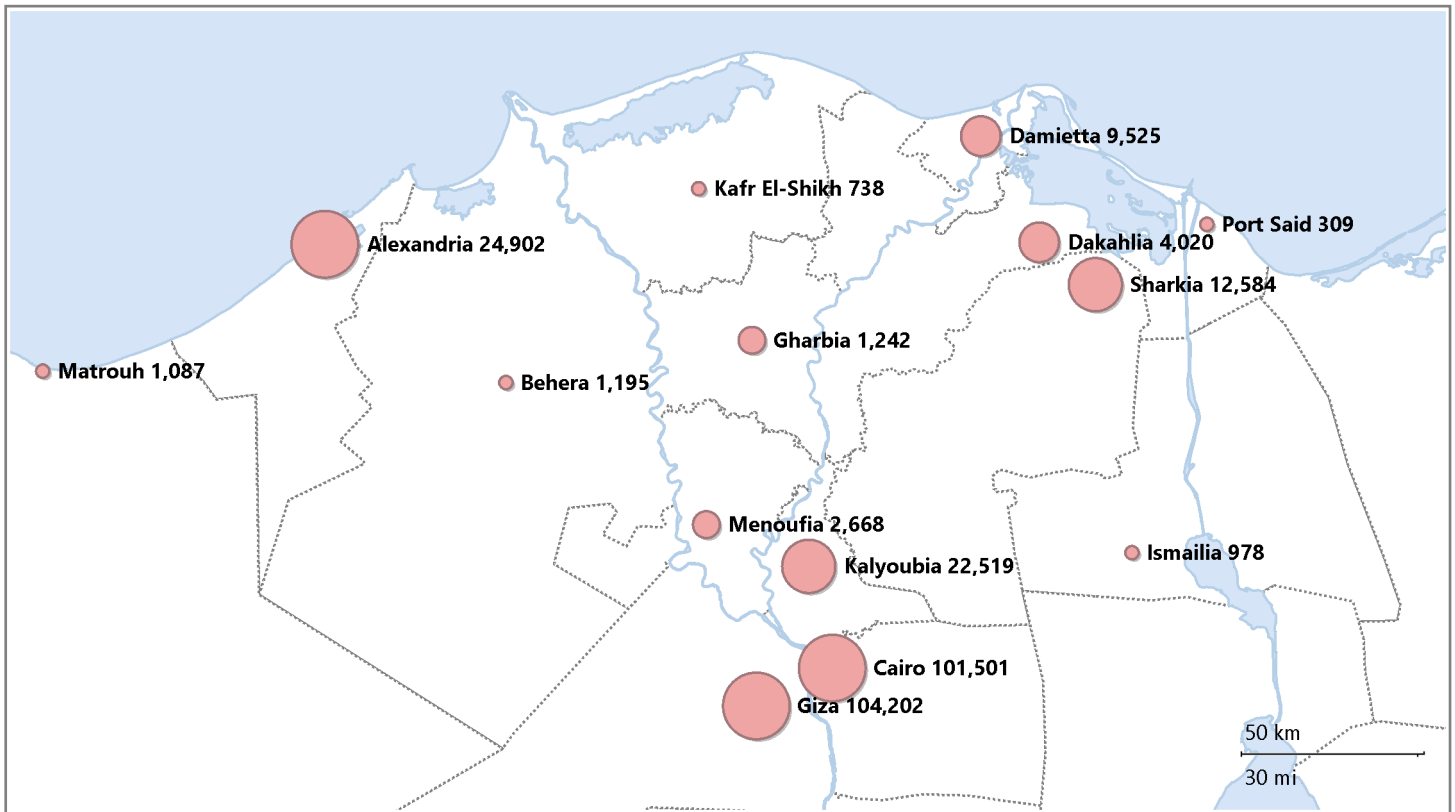
as of 28 February 2023



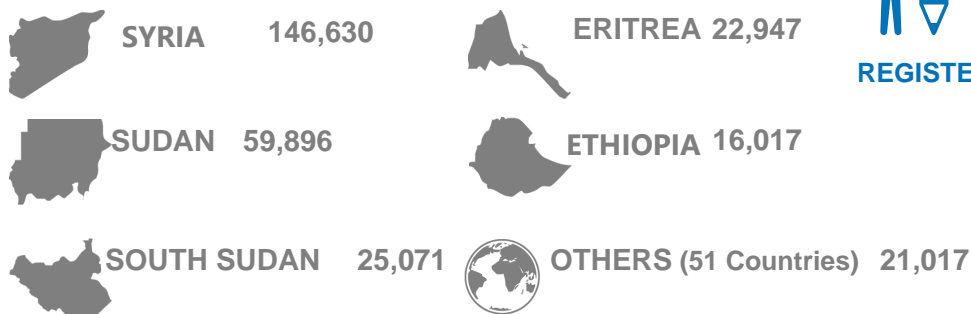
**Total Population 291,578**



**Syrians 146,630 50%** **Other Nationalities 144,948 50%**




## BREAKDOWN BY COUNTRY OF ORIGIN



## TOTAL REGISTERED IN 2023



## REGISTERED IN FEBRUARY 2023



# Population Change



Starting Population

289,812

Syrians

Other Nationalities

146,049

143,763

**+** Total Increase

4,139



New Registration

1,422

2,666



Activated/Reopened

12

39

**-** Total Decrease

2,373



Closed

352

622



Inactivated

501

898

**=** Ending Population

291,578

146,630

144,948

## Breakdown by Area of Responsibility

Nationality Governorate	Others		Syrian		Total	
	Total	Percentage	Total	Percentage	Total	Percentage
<b>☐ Cairo Office</b>						
Giza	63,114	43.54%	41,088	28.02%	104,202	35.74%
Cairo	75,706	52.23%	25,795	17.59%	101,501	34.81%
Kalyoubia	630	0.43%	21,889	14.93%	22,519	7.72%
Sharkia	730	0.50%	11,854	8.08%	12,584	4.32%
Menoufia	73	0.05%	2,595	1.77%	2,668	0.92%
Ismailia	63	0.04%	915	0.62%	978	0.34%
Suez	726	0.50%	188	0.13%	914	0.31%
Red Sea	46	0.03%	666	0.45%	712	0.24%
Menia	4	0.00%	550	0.38%	554	0.19%
Assiut	28	0.02%	428	0.29%	456	0.16%
Beni Suef	22	0.02%	318	0.22%	340	0.12%
Fayoum	18	0.01%	279	0.19%	297	0.10%
Aswan	197	0.14%	22	0.02%	219	0.08%
Suhag	15	0.01%	182	0.12%	197	0.07%
Luxor	8	0.01%	172	0.12%	180	0.06%
South Sinai	32	0.02%	75	0.05%	107	0.04%
Qena	15	0.01%	87	0.06%	102	0.03%
North Sinai	8	0.01%	16	0.01%	24	0.01%
New Valley	2	0.00%	4	0.00%	6	0.00%
<b>Total</b>	<b>141,437</b>	<b>97.58%</b>	<b>107,123</b>	<b>73.06%</b>	<b>248,560</b>	<b>85.25%</b>
<b>☐ Alex Office</b>						
Alexandria	2,951	2.04%	21,951	14.97%	24,902	8.54%
Damietta	53	0.04%	9,472	6.46%	9,525	3.27%
Dakahlia	297	0.20%	3,723	2.54%	4,020	1.38%
Gharbia	68	0.05%	1,174	0.80%	1,242	0.43%
Behera	92	0.06%	1,103	0.75%	1,195	0.41%
Matrouh	26	0.02%	1,061	0.72%	1,087	0.37%
Kafr El-Shikh	22	0.02%	716	0.49%	738	0.25%
Port Said	2	0.00%	307	0.21%	309	0.11%
<b>Total</b>	<b>3,511</b>	<b>2.42%</b>	<b>39,507</b>	<b>26.94%</b>	<b>43,018</b>	<b>14.75%</b>
<b>Total</b>	<b>144,948</b>	<b>100.00%</b>	<b>146,630</b>	<b>100.00%</b>	<b>291,578</b>	<b>100.00%</b>