


UNHCR Egypt Monthly Statistical Report

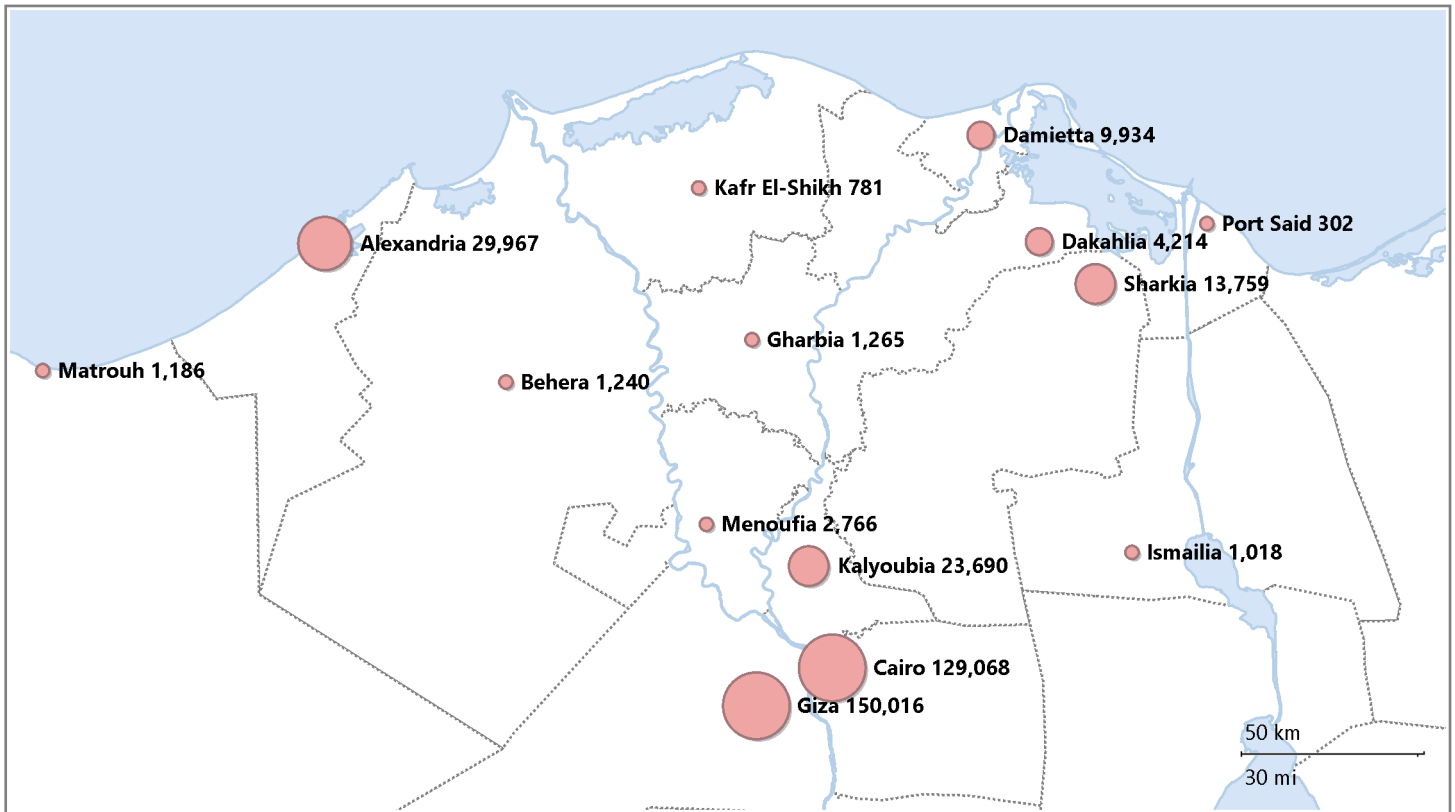
as of 30 September 2023



Total Population 374,725



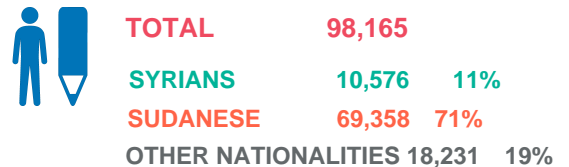
Syrians 150,465 40% **Sudanese 125,685 34%** **Other Nationalities 98,575 26%**



BREAKDOWN BY COUNTRY OF ORIGIN



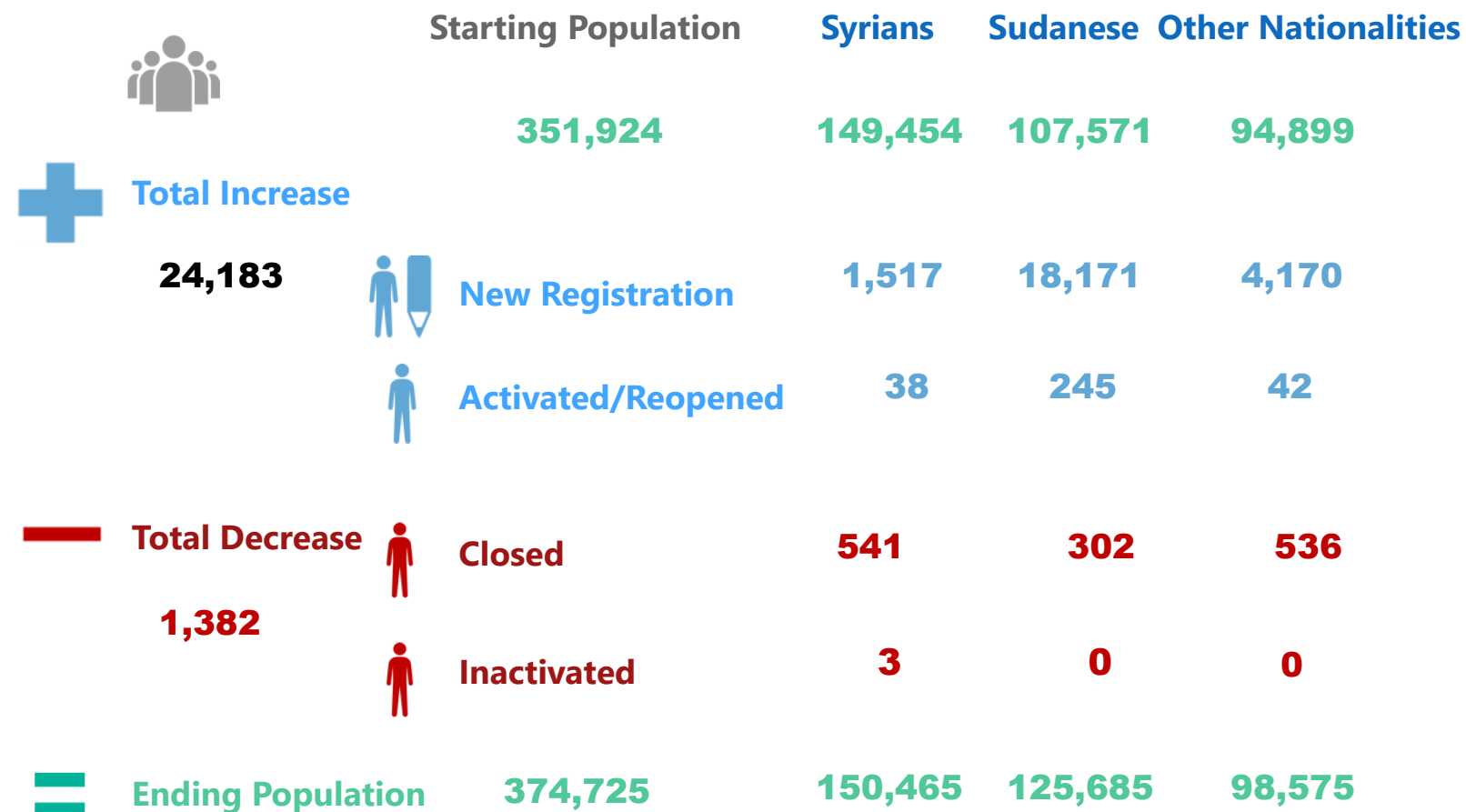
TOTAL REGISTERED IN 2023



REGISTERED IN SEPTEMBER 2023



Population Change



Breakdown by Area of Responsibility

Nationality Governorate	Others		Sudanese		Syrian		Total	
	Total	Percentage	Total	Percentage	Total	Percentage	Total	Percentage
☰ Cairo Office								
Giza	39,630	40.20%	68,522	54.52%	41,864	27.82%	150,016	40.03%
Cairo	55,426	56.23%	46,902	37.32%	26,740	17.77%	129,068	34.44%
Kalyoubia	165	0.17%	782	0.62%	22,743	15.12%	23,690	6.32%
Sharkia	168	0.17%	1,243	0.99%	12,348	8.21%	13,759	3.67%
Menoufia	26	0.03%	82	0.07%	2,658	1.77%	2,766	0.74%
Suez	664	0.67%	659	0.52%	187	0.12%	1,510	0.40%
Ismailia	34	0.03%	59	0.05%	925	0.61%	1,018	0.27%
Aswan	48	0.05%	693	0.55%	40	0.03%	781	0.21%
Red Sea	24	0.02%	46	0.04%	654	0.43%	724	0.19%
Menia	4	0.00%	5	0.00%	640	0.43%	649	0.17%
Assiut	22	0.02%	20	0.02%	433	0.29%	475	0.13%
Beni Suef	19	0.02%	13	0.01%	332	0.22%	364	0.10%
Fayoum	12	0.01%	5	0.00%	276	0.18%	293	0.08%
Suhag	22	0.02%	19	0.02%	190	0.13%	231	0.06%
Luxor	3	0.00%	13	0.01%	180	0.12%	196	0.05%
Qena	10	0.01%	38	0.03%	91	0.06%	139	0.04%
South Sinai	12	0.01%	23	0.02%	92	0.06%	127	0.03%
North Sinai			8	0.01%	15	0.01%	23	0.01%
New Valley			3	0.00%	4	0.00%	7	0.00%
Total	96,289	97.68%	119,135	94.79%	110,412	73.38%	325,836	86.95%
☰ Alex Office								
Alexandria	1,814	1.84%	6,173	4.91%	21,980	14.61%	29,967	8.00%
Damietta	54	0.05%	47	0.04%	9,833	6.54%	9,934	2.65%
Dakahlia	347	0.35%	71	0.06%	3,796	2.52%	4,214	1.12%
Gharbia	31	0.03%	69	0.05%	1,165	0.77%	1,265	0.34%
Behera	16	0.02%	107	0.09%	1,117	0.74%	1,240	0.33%
Matrouh	16	0.02%	29	0.02%	1,141	0.76%	1,186	0.32%
Kafr El-Shikh	8	0.01%	52	0.04%	721	0.48%	781	0.21%
Port Said			2	0.00%	300	0.20%	302	0.08%
Total	2,286	2.32%	6,550	5.21%	40,053	26.62%	48,889	13.05%
Total	98,575	100.00%	125,685	100.00%	150,465	100.00%	374,725	100.00%

* All Syrians who approached UNHCR Egypt after 2011 are registered as asylum seekers and do not undergo refugee status determination but are considered as Refugees
The boundaries, names shown and the designations used on this map do not imply official endorsement or acceptance by the United Nations