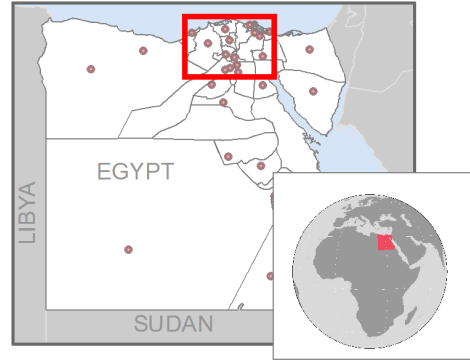


UNHCR Egypt Monthly Statistical Report

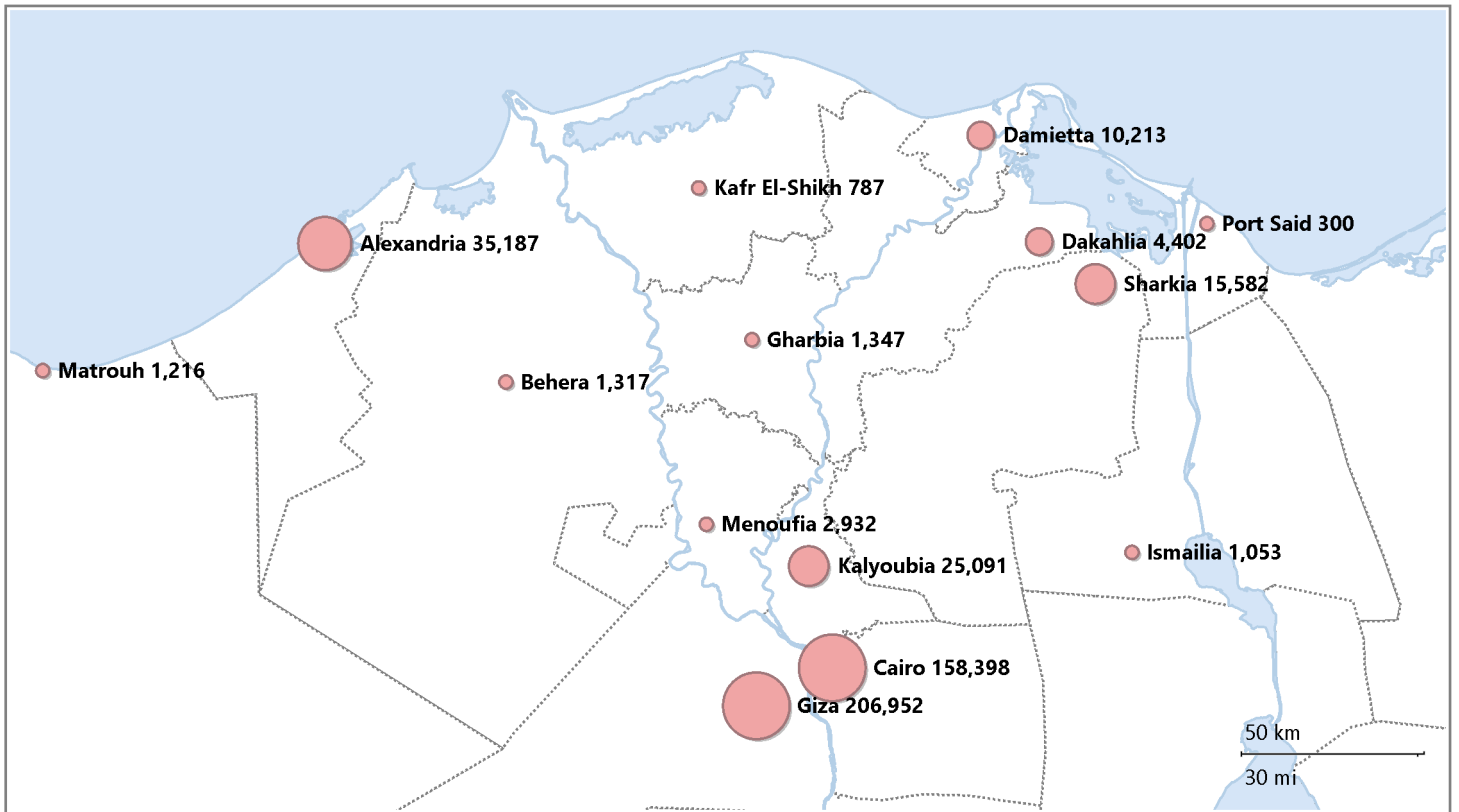
as of 31 December 2023



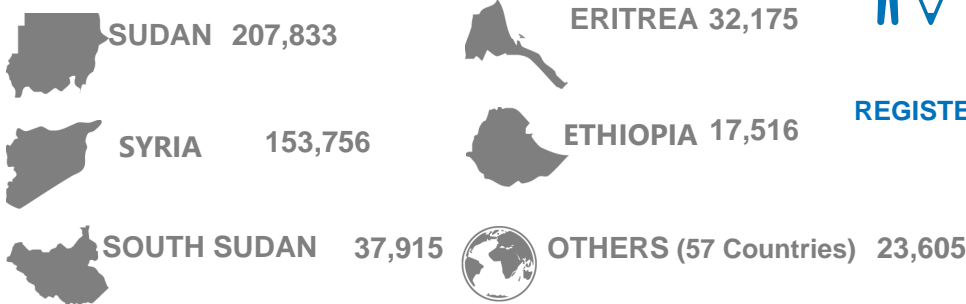
Total Population 472,800



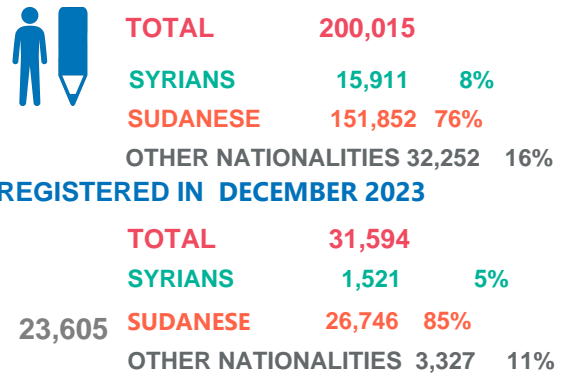
Sudanese 207,833 44.0% **Syrians 153,756 32.5%** **Other Nationalities 111,211 23.5%**



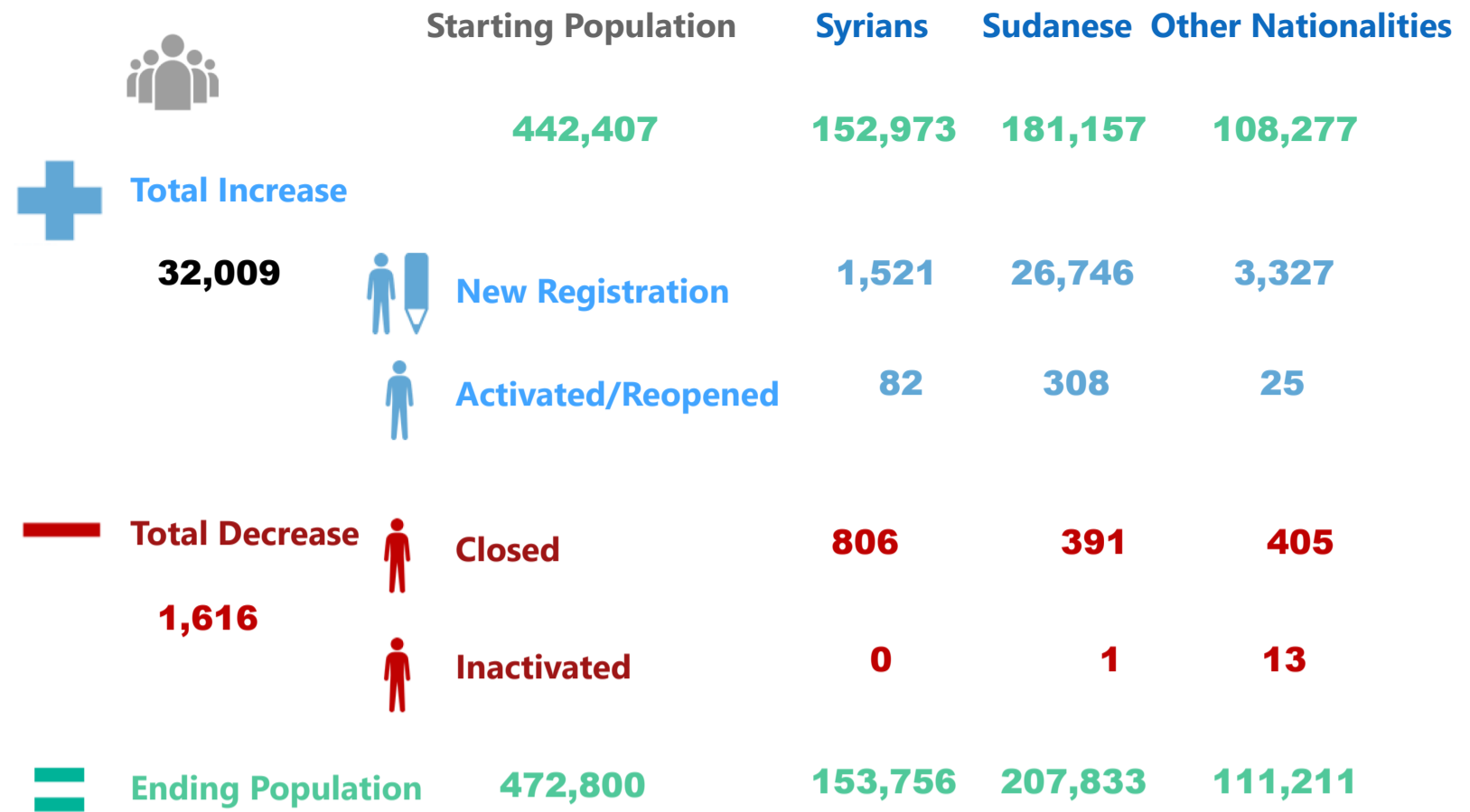
BREAKDOWN BY COUNTRY OF ORIGIN



TOTAL REGISTERED IN 2023



Population Change



Breakdown by Area of Responsibility

Nationality Governorate	Others		Sudanese		Syrian		Total	
	Total	Percentage	Total	Percentage	Total	Percentage	Total	Percentage
Alex Office								
Alexandria	1,908	1.72%	11,228	5.40%	22,051	14.34%	35,187	7.44%
Behera	17	0.02%	213	0.10%	1,087	0.71%	1,317	0.28%
Dakahlia	413	0.37%	168	0.08%	3,821	2.49%	4,402	0.93%
Damietta	82	0.07%	120	0.06%	10,011	6.51%	10,213	2.16%
Gharbia	28	0.03%	143	0.07%	1,176	0.76%	1,347	0.28%
Kafr El-Shikh	8	0.01%	70	0.03%	709	0.46%	787	0.17%
Matrouh	17	0.02%	66	0.03%	1,133	0.74%	1,216	0.26%
Port Said			6	0.00%	294	0.19%	300	0.06%
Total	2,473	2.22%	12,014	5.78%	40,282	26.20%	54,769	11.58%
Cairo Office								
Assiut	18	0.02%	34	0.02%	426	0.28%	478	0.10%
Aswan	72	0.06%	2,242	1.08%	36	0.02%	2,350	0.50%
Beni Suef	20	0.02%	22	0.01%	314	0.20%	356	0.08%
Cairo	62,033	55.78%	68,605	33.01%	27,760	18.05%	158,398	33.50%
Fayoum	18	0.02%	19	0.01%	279	0.18%	316	0.07%
Giza	45,330	40.76%	119,092	57.30%	42,530	27.66%	206,952	43.77%
Ismailia	39	0.04%	88	0.04%	926	0.60%	1,053	0.22%
Kalyoubia	183	0.16%	1,386	0.67%	23,522	15.30%	25,091	5.31%
Luxor	3	0.00%	54	0.03%	190	0.12%	247	0.05%
Menia	11	0.01%	17	0.01%	702	0.46%	730	0.15%
Menoufia	32	0.03%	210	0.10%	2,690	1.75%	2,932	0.62%
New Valley			3	0.00%	4	0.00%	7	0.00%
North Sinai			12	0.01%	16	0.01%	28	0.01%
Northern	1	0.00%					1	0.00%
Qena	21	0.02%	34	0.02%	100	0.07%	155	0.03%
Red Sea	28	0.03%	54	0.03%	672	0.44%	754	0.16%
Sharkia	190	0.17%	2,556	1.23%	12,836	8.35%	15,582	3.30%
South Sinai	13	0.01%	33	0.02%	94	0.06%	140	0.03%
Suez	703	0.63%	1,318	0.63%	193	0.13%	2,214	0.47%
Suhag	23	0.02%	40	0.02%	184	0.12%	247	0.05%
Total	108,738	97.78%	195,819	94.22%	113,474	73.80%	418,031	88.42%
Total	111,211	100.00%	207,833	100.00%	153,756	100.00%	472,800	100.00%

* All Syrians who approached UNHCR Egypt after 2011 are registered as asylum seekers and do not undergo refugee status determination but are considered as Refugees
The boundaries, names shown and the designations used on this map do not imply official endorsement or acceptance by the United Nations