

PROCUREMENT STATISTICS

2005



SUPPLY MANAGEMENT SERVICE

Supply Management Service HQSF00
Case Postale 2500
CH - 1211 Genève 2 Dépôt
Switzerland
Telephone: +41.22 739 81 11
Telefax: +41.22 739 73 06
E-mail: HQSF00@UNHCR.org
Web site: www.unhcr.org/supply



Regional Support Hub Kenya
Regional Office Kinshasa
Regional Support Hub Accra
Regional Office, Beijing
Branch Office Pretoria

The United Nations High Commissioner for Refugees provides protection and assistance to the world's refugees. Based in Geneva, Switzerland, UNHCR was created by the United Nations General Assembly and began work in 1951 aiding more than one million European refugees. At the start of the year 2005, some 19.2 million people were of concern to UNHCR. The majority is in need of material assistance to survive or to rebuild their lives. UNHCR complements its protection role and the promotion of durable solutions with the provision of such assistance. Today, the organisation is one of the world's principal humanitarian agencies. Its Headquarters are in Geneva and there are some 263 field offices in some 116 countries.

Refugees are people who have fled or cannot return to their country, because of conflict or a well-founded fear of persecution on account of their race, religion, nationality, political opinion, or membership in a particular social group. In addition to refugees, the General Assembly can request UNHCR to provide protection and assistance to other categories of persons who, although they do not fulfil the refugee definition, find themselves in similar situations. UNHCR has participated in more than 30 operations to help the internally displaced since the 1970s including, recently, Timor, Kosovo and Afghanistan and many parts of Africa.

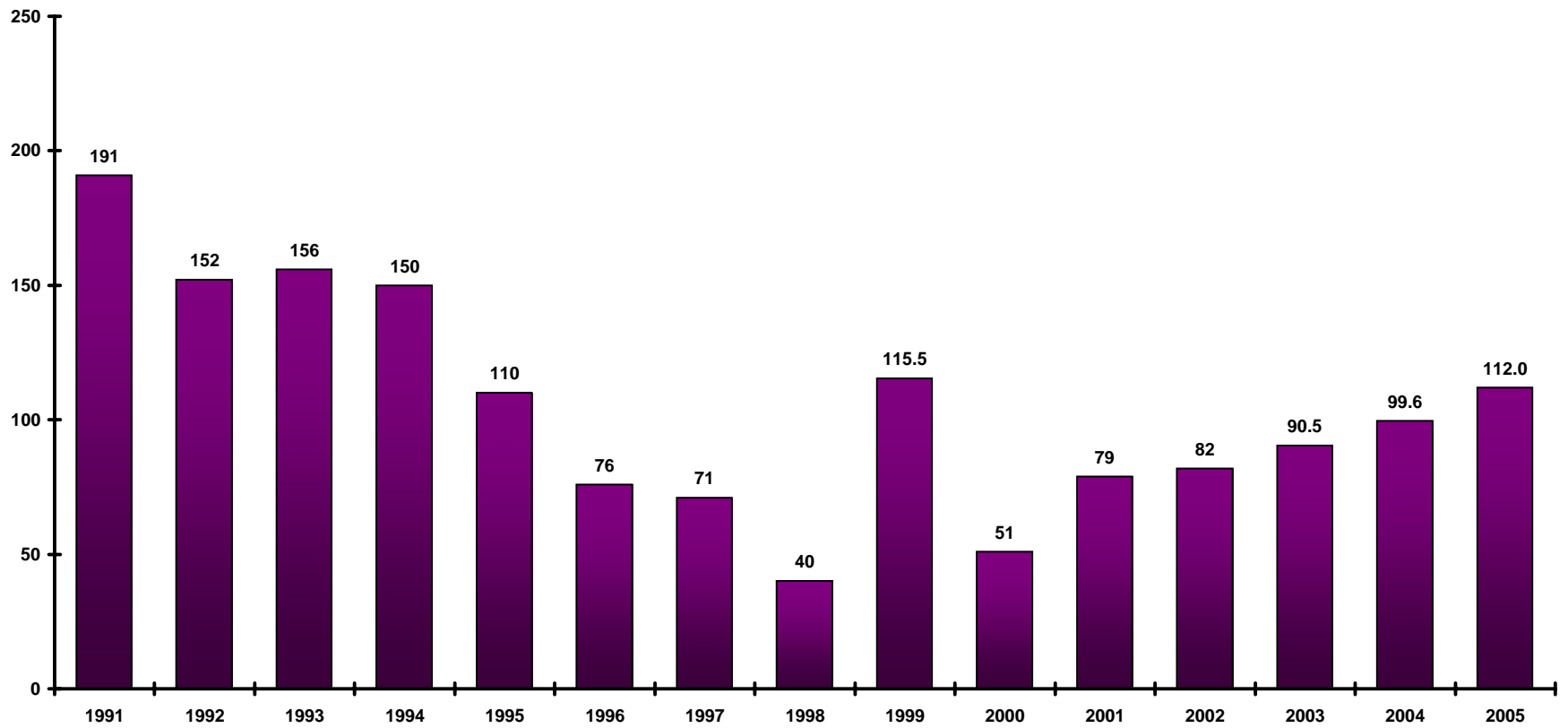
The Supply Management Service in Geneva is responsible for international procurement of goods and services and monitoring of procurement by field offices and implementing partners. Regional supply units are established on an *ad hoc* basis to serve major programmes. Supply units are now operating in several regions around the world. All UNHCR field offices are authorised to undertake local or regional procurement. Implementing partners, such as governmental, non-governmental organizations and other UN agencies, also make purchases on behalf of UNHCR.

The Supply Management Service follows competitive bidding procedures in line with the Financial Rules and Regulations of the United Nations. Appropriate quality, rapid delivery of goods and local servicing and spare parts are emphasised. Single purchase orders of US\$ 20,000 at Headquarters and US\$ 5,000 in field locations are subject to formal bidding, unless precluded by exceptional factors. For purchases below these amounts, purchasing staff is required to compare at least three offers. Irrespective of the value of the requirement, offers are most frequently invited by fax/e-mail from a shortlist established from registered vendors. Purchase orders of US\$ 150,000 or more are subject to approval by the Committee on Contracts in Geneva. Contracts are generally adjudicated on the basis of the lowest acceptable offer meeting the evaluation criteria stated in the bid document.

In order to rationalise the procurement process and shorten delivery lead times, UNHCR has established two principal strategic tools: the Central Emergency Stockpile (CES) and long term call-off agreements called "Frame agreements". Both arrangements focus on the most frequently purchased relief items and other important goods and services. The stockpile, presently maintained in Copenhagen and Dubai, and consisting of high priority goods such as blankets, plastic sheets and vehicles, permits UNHCR to respond rapidly during the initial phase of any emergency. The frame agreements that UNHCR has concluded with a number of suppliers assure the availability at fixed prices and stable quality of an increasingly wide range of products. The main characteristics of the frame agreements are that they guarantee no minimum or maximum quantities, they are non-exclusive, allowing UNHCR to obtain the same items elsewhere when required and they are generally valid for one to two years and renewable. Currently, UNHCR has concluded agreements for the following items: blankets; kitchen sets; multipurpose plastic rolls, plastic sheets; generators; ballistic equipment; refugee registration materials; collapsible jerry cans; computer and telecommunications equipment, some office equipment; essential drugs and medical supplies and office stationery and materials. UNHCR also uses standing offers for light vehicles and motorcycles concluded by the Inter-Agency Procurement Services Office (IAPSO) on behalf of the UN system. In addition, frame agreements have been established for professional services, such as transport and forwarding; inspection and information technology services. A number of these agreements, which are available on our web site, www.unhcr.org/supply, have been retendered in 2004 and 2005. Frame agreements and their duration are published on UNHCR's internet site. It is the practice of the Supply Management Service to extend competition to as wide a geographical range as possible. The Supply Management Service maintains a computerised roster of over 1,500 suppliers from some 70 countries. The roster is linked to an item database containing detailed specifications of the products for which each vendor is registered. A supplier who wants to apply for registration should contact UNHCR directly (email hqsf00@unhcr.org). The registration form is also available on UNHCR's internet site. UNHCR is also part of the United Nations Global Market Place (UNGM) based in Copenhagen, which acts as a one-window registration office for thirteen United Nations Organisations. UNHCR encourages new suppliers of products or services of current interest to submit their application for registration to the UNGM office at the following address: www.ungm.org. Suppliers based in countries where UNHCR maintains a Supply Unit may also consider registering with this office in the region.

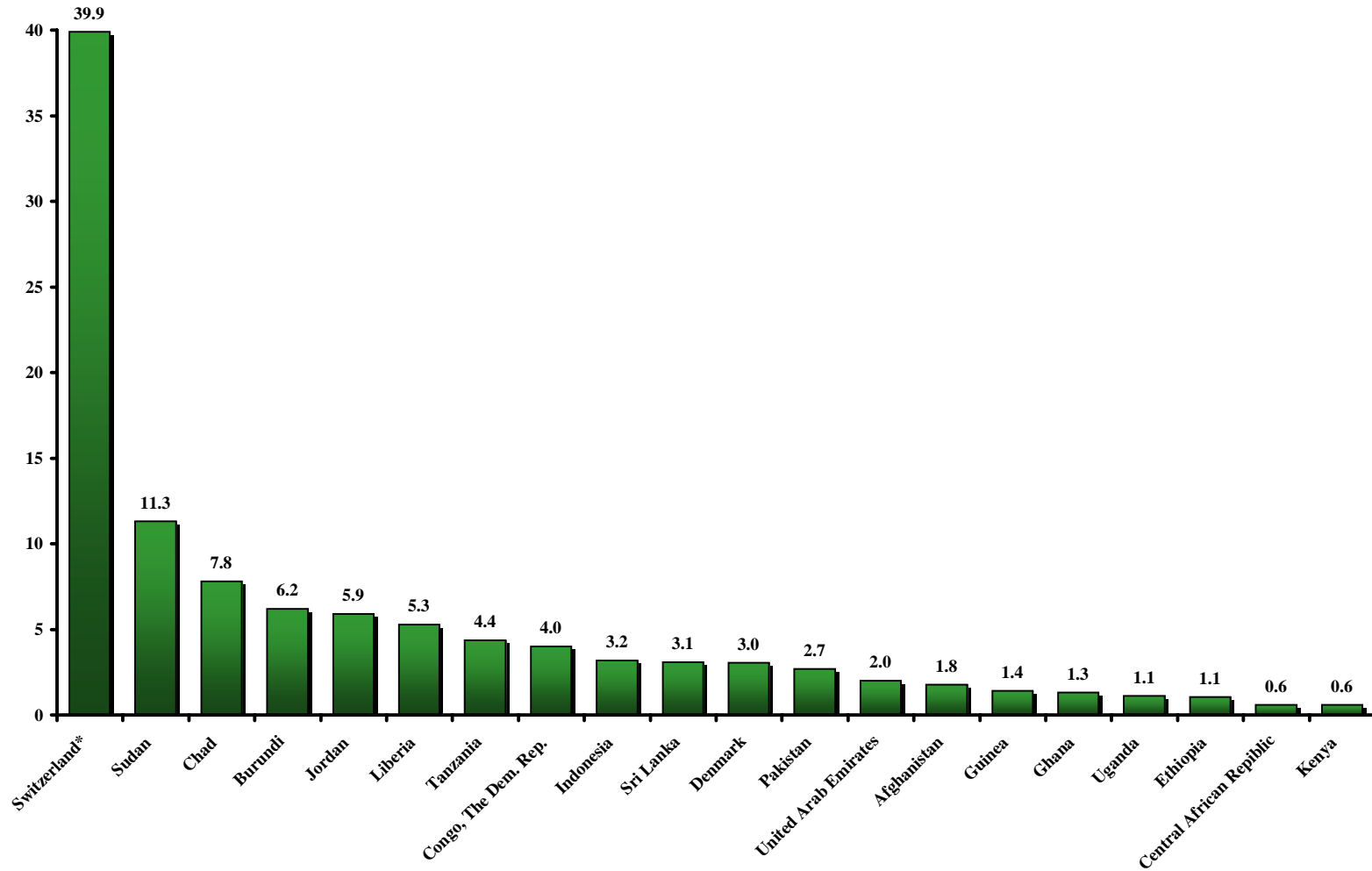
**ANNUAL PROCUREMENT STATISTICS
SUPPLY MANAGEMENT SERVICE, HQ, GENEVA**

MILLION US\$



2005
PROCUREMENT BY COUNTRY OF DESTINATION

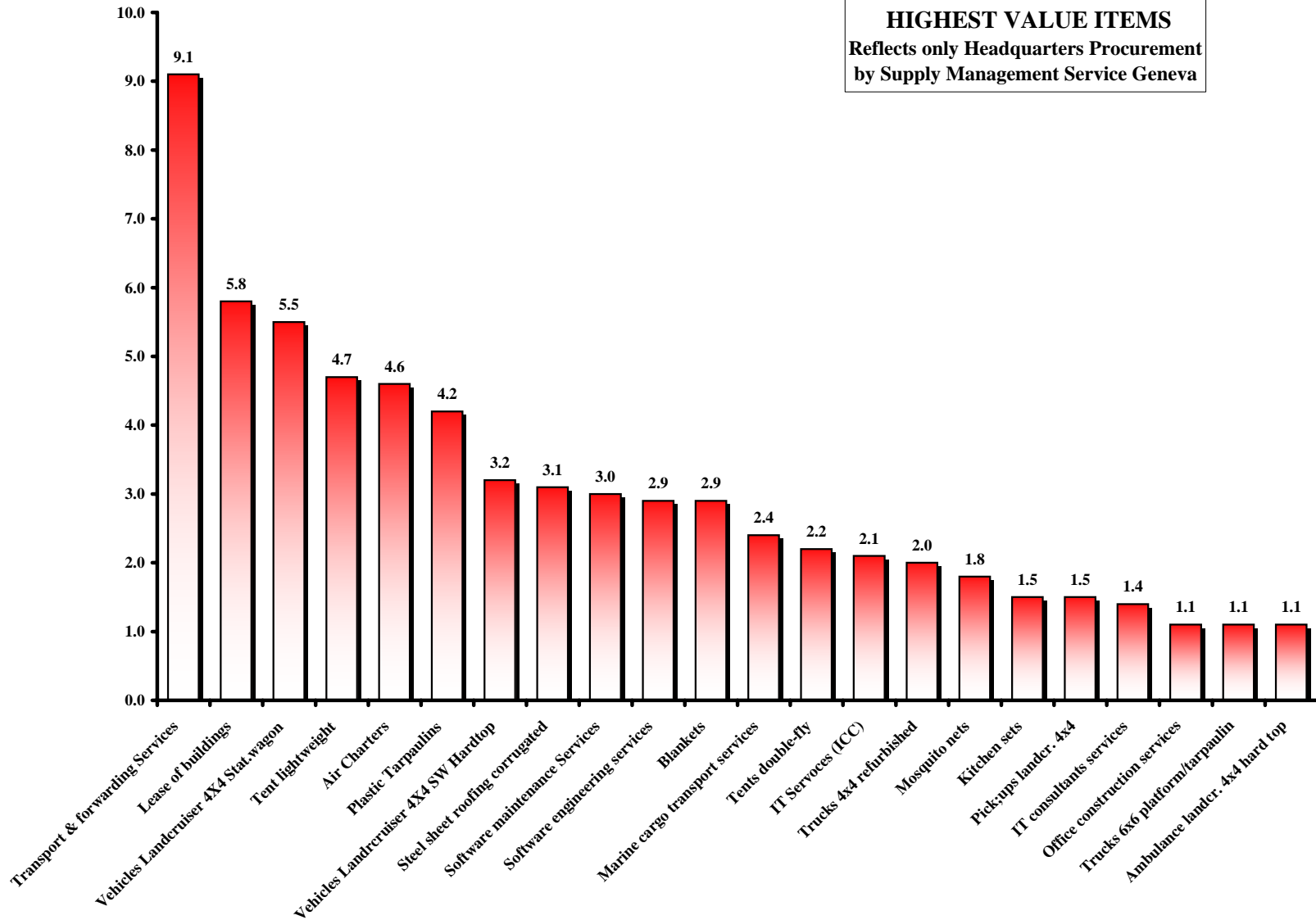
MILLION USD



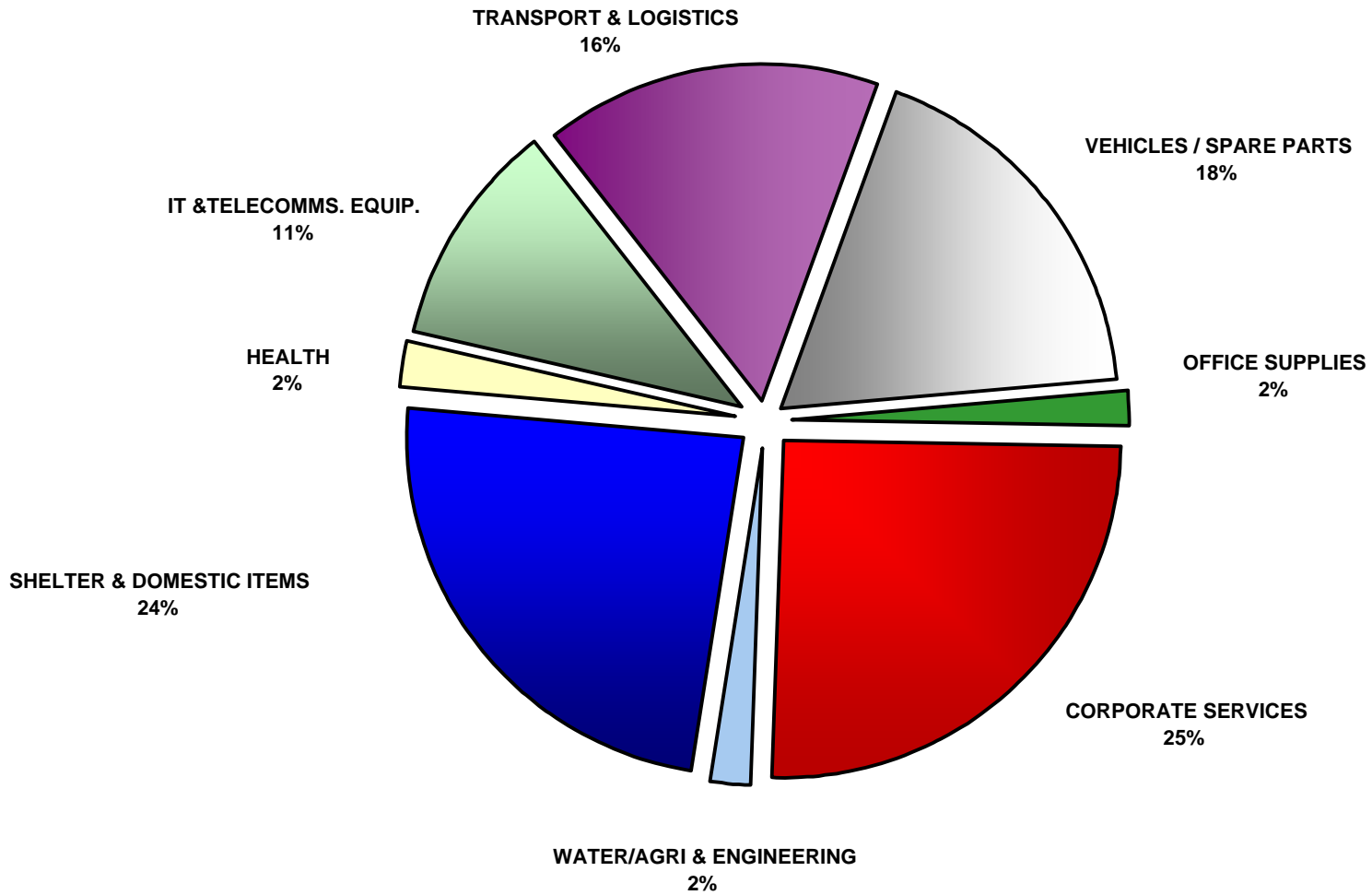
* Includes rental of buildings, rental of telephone lines, IT services (ICC)

MILLION USD

2005
HIGHEST VALUE ITEMS
Reflects only Headquarters Procurement
by Supply Management Service Geneva

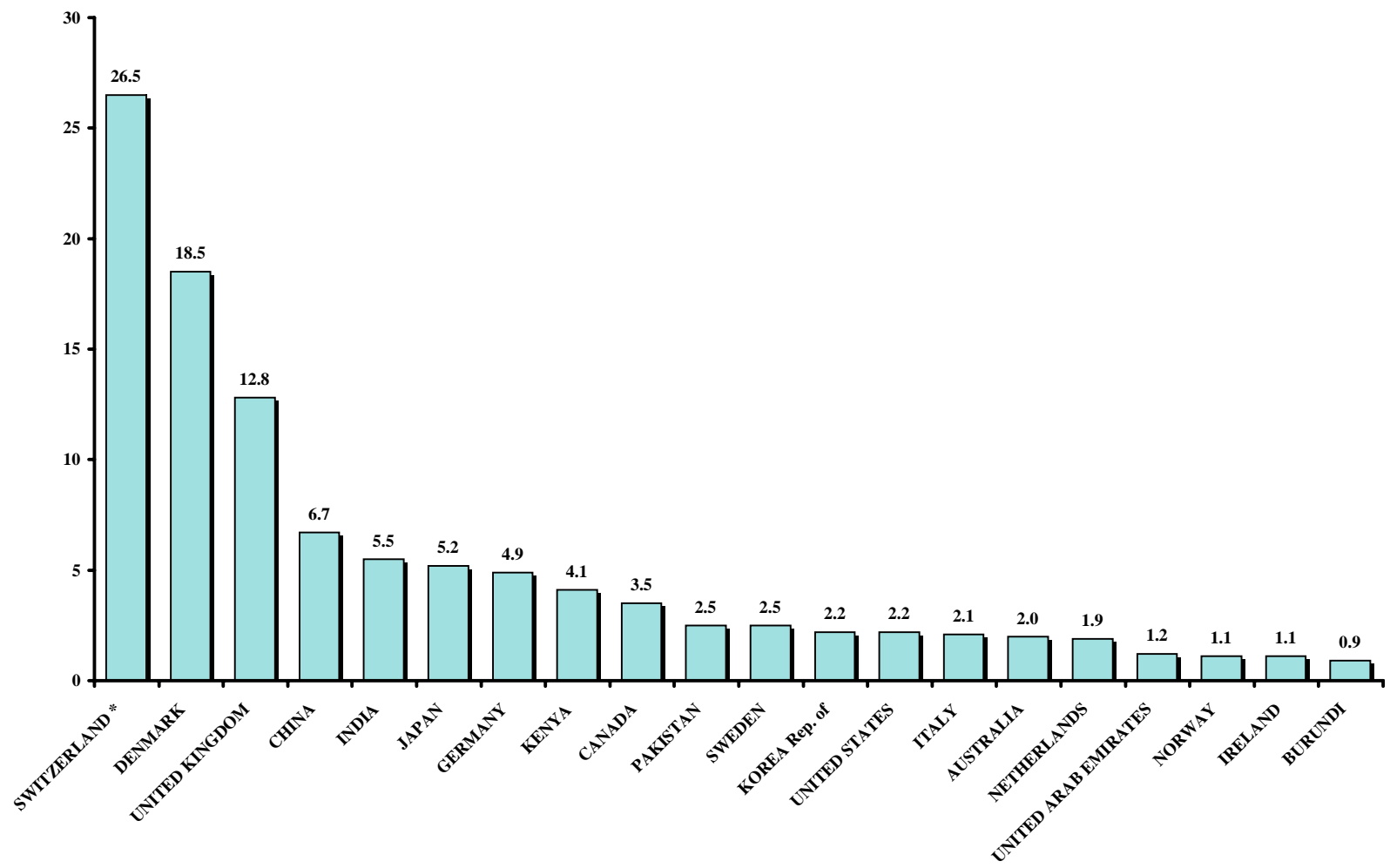


2005 HQ PROCUREMENT BY COMMODITY GROUPS



MILLIONS US\$

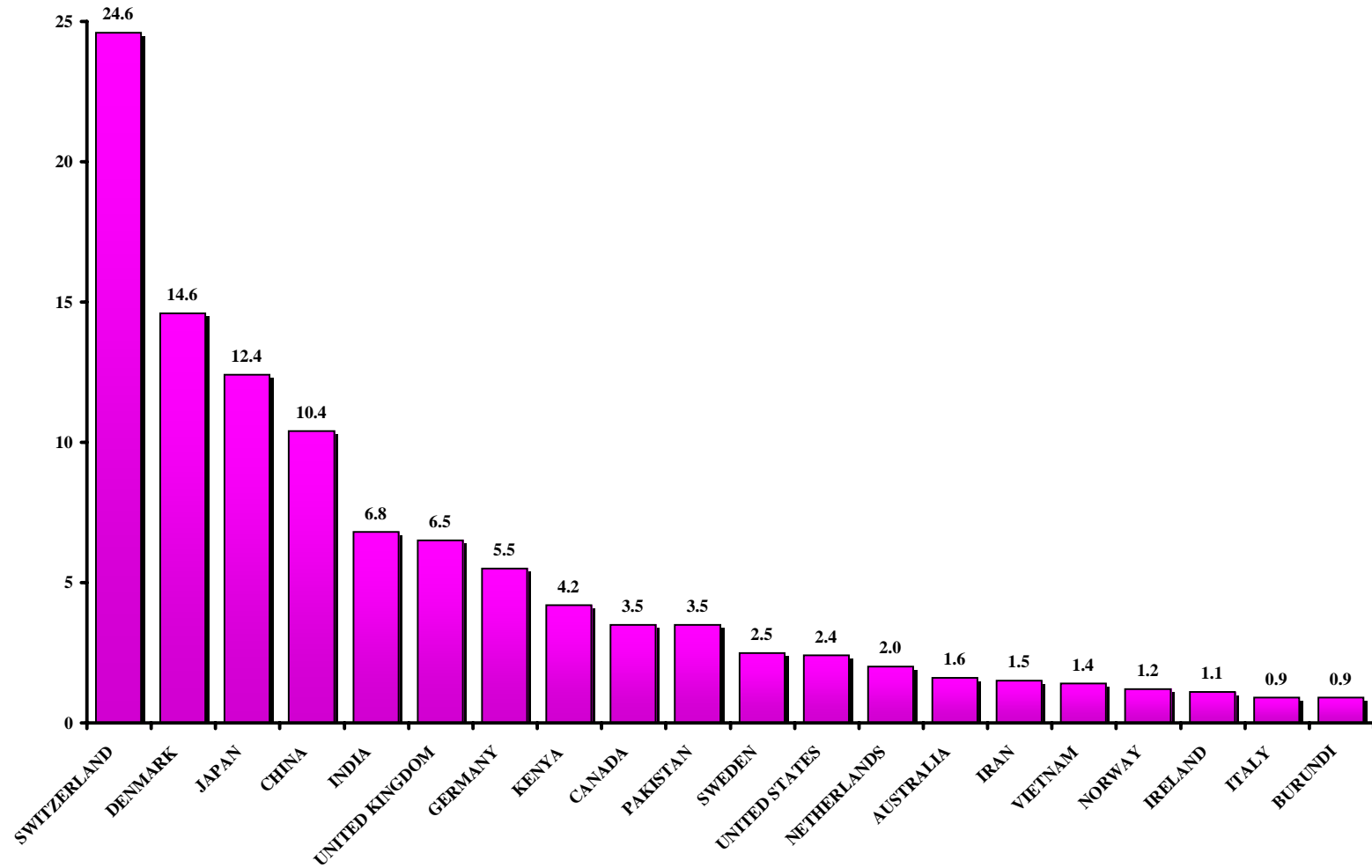
2005
PROCUREMENT BY VENDOR COUNTRY



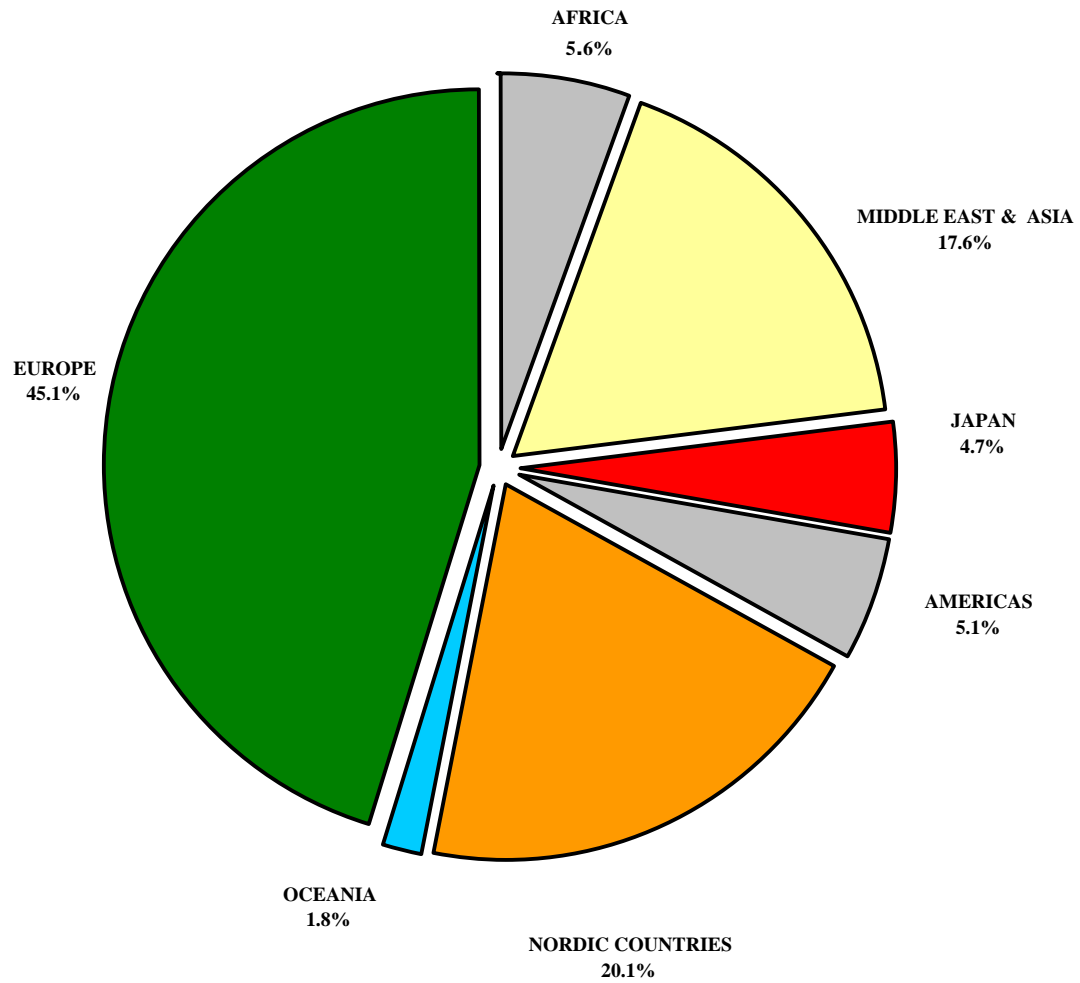
* Includes rental of buildings, rental of telephone lines and IT Services (ICC)

2005
PROCUREMENT BY COUNTRY OF ORIGIN OF GOODS

MILLION USD

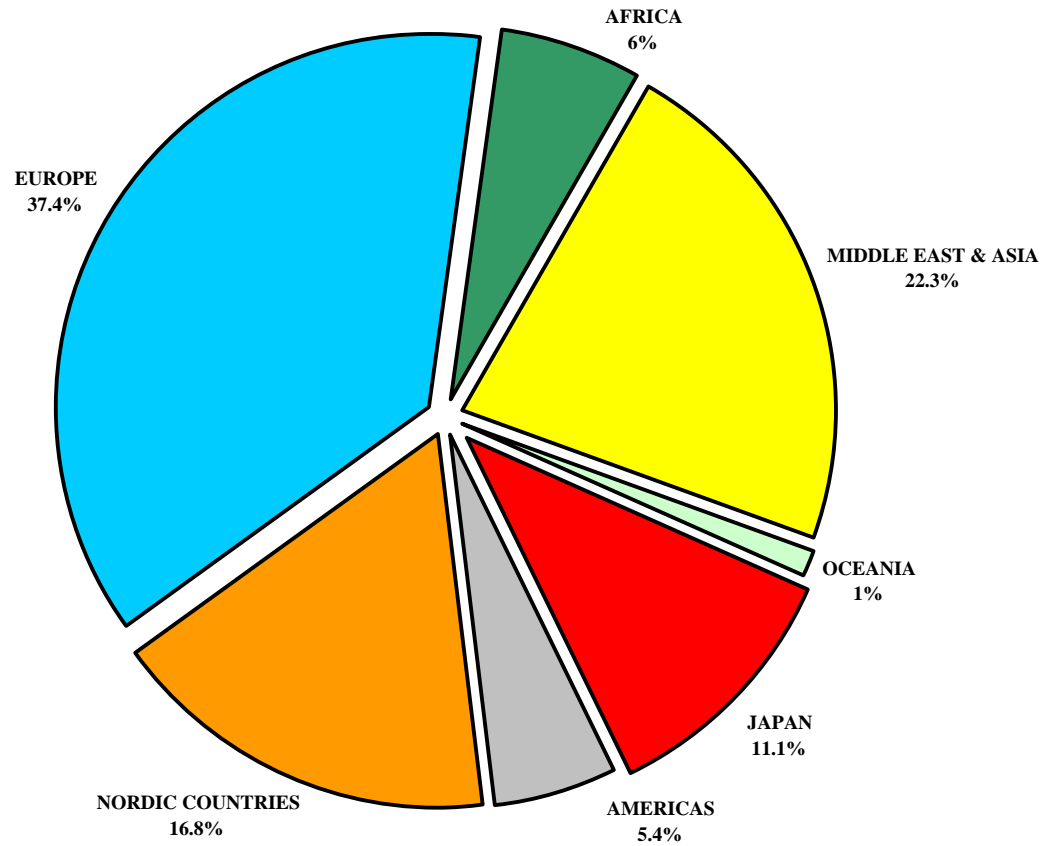


**2005
PROCUREMENT BY REGION OF VENDORS**



Nordic Countries:
Denmark, Finland, Norway, Sweden, Iceland
Europe:
Other European countries

2005
PROCUREMENT BY REGION OF ORIGIN OF GOODS



Nordic countries:
Denmark, Finland, Norway, Sweden,
Iceland
Europe:
Other European countries

**2005 COMMODITY/COUNTRY DISTRIBUTION
BY VENDOR COUNTRY IN US\$**

COUNTRY/ COMMODITY	NBR OF ORDERS	VEHICLES/ SPARE PARTS	TELECOM & COMPUT. SUPPLIES	CORPOR. SERVICES	SHELTER/ DOMEST. EDUC. ITEMS	TRANSPORT & LOGISTICS	OFFICE EQUIP./ SUPPLIES	WATER/ AGRI / ENGIN.	HEALTH	FOOD	TOTAL
AUSTRALIA	14		1,809,745	49,086		112,846					1,971,677
AUSTRIA	1			11,503							11,503
BELGIUM	7				4,575	1,545	149,331				155,451
BURUNDI	1				498,469	418,714					917,183
CAMEROON	1			29,786							29,786
CANADA	18		4,319	3,538,052		330					3,542,701
CHINA	34				6,707,453	16,670		2,900			6,727,023
CONGO, Rep. Dem.	1			166,350							166,350
CZECH REPUBLIC	1			4,093							4,093
DENMARK	637	1,122,052	2,914,713	201,868	197,275	13,556,871	92,821	15,936	406,314		18,507,850
FINLAND	9		359,323			973		20,514			380,810
FRANCE	38	94,361	50,901	439,178		35,001	66,207	125,427	56,479	13,030	880,585
GERMANY	60	2,655,099	103,579	9,978	963,051	663,718	43,441	485,552		19,714	4,944,133
GHANA	2					36,288					36,288
INDIA	66			30,400	5,166,856	23,445			310,518		5,531,218
IRAN	5			150,000	307,686						457,686
IRELAND	7		71,975	1,008,571							1,080,546
ITALY	20			497,462	1,258,600	346,023					2,102,085
JAPAN	94	5,140,766			1,585	25,868	37,068	37,295			5,242,582
KENYA	9				3,515,388	601,349		33,501			4,150,237
KOREA	27				2,203,471						2,203,471
LEBANON	5		47,225	697,401							744,626
NETHERLANDS	141		343,993	432,640		74,604	5,456	25,960	1,069,044		1,951,697
NORWAY	25			2,476		44,351		1,066,931			1,113,758
OMAN	1	5,914									5,914
PAKISTAN	23				2,437,427	91,500		17,300			2,546,227
PORTUGAL	1			3,860							3,860
ROMANIA	2			90,652							90,652
SENEGAL	2				223,538	97,984					321,522
SIERRA LEONE	1			72,738							72,738
SLOVENIA	1				13,470	14,531					28,001
SOUTH AFRICA	4					1,163			15,210		16,373
SWEDEN	24	2,262,280		25,577		69,228	88,066		15,624		2,460,774
SWITZERLAND	513	74,169	5,332,239	17,759,187	1,697,496	151,929	1,313,598	77,753	74,834		26,481,204
TANZANIA	10				583,297						583,297
TURKEY	16				73,281	176,466		47,407			297,153
UNITED ARAB EM	15			166,840	1,046,954	28,663					1,242,457
UNITED KINGDOM	123	8,780,247	320,912	1,749,072	124,800	1,035,075	9,811	806,705	903		12,827,525
UNITED STATES	46		575,368	636,361		902,636	21,987		18,750		2,155,101
TOTAL	2005	20,134,889	11,934,291	27,724,044	27,024,671	18,414,925	1,827,784	2,763,180	1,967,677	32,744	111,986,137

MAJOR VENDORS TO UNHCR IN 2005

	Vendor	Total order value	Vendor Country	No. of Orders	Main Commodity
1	KUEHNE & NAGEL A/S	10,802,372	Denmark	458	Various Transports & Forwarding Services
2	TOYOTA GIBRALTAR STOCKHOLDINGS LTD	8,329,236	United Kingdom	40	Vehicles, spare parts
3	TOYOTA MOTOR CORPORATION	4,988,346	Japan	92	Vehicles
4	QINGDAO GYOH A EN TECH CO. LTD.	3,135,967	China Pe. Rep. of	25	Plastic tarpaulins, multipurpose rolls
5	SIERRA SYSTEMS GROUP INC	3,027,135	Canada	6	Software Engineering Services
6	CORRUGATED SHEETS LTD	2,812,560	Kenya	2	Roofing materials
7	SHENZHEN PALM BEACH CAMPING MANUF.	2,655,334	China Pe. Rep. of	4	Tents light weight
8	NATIONAL TENT HOUSE	2,505,716	Pakistan	21	Tents, cloth for sanitary napkins
9	SPG	2,438,048	Switzerland	11	Rental of building Services
10	BOSS PRO-TEC	2,320,863	Germany	12	Trucks, spare parts
11	SRSA	2,239,933	Sweden	4	Trucks, trailersw, wheel loaders
12	PUYOUNG IND CO. LTD	2,203,471	Korea Rep. of	27	Plastic tarpaulins, multipurpose rolls
13	DANZAS SA / DHL FREIGHT	2,200,476	Denmark	7	Air charters Services
14	WHO - ICC	2,105,403	Switzerland	6	Information Technology Services
15	CODAN (UK) LTD.	2,048,309	UK + Australia	14	Telecommunications equipment
16	FIPOI	1,980,870	Switzerland	4	Rental of building Services
17	HEWLETT-PACKARD (SUISSE) SA	1,772,181	Switzerland	22	IT Equipment
18	VANDANA LOGISTICS	1,671,321	India	15	Kitchen Sets, Buckets 20 L,
19	PARKASH WOOLEN INDUSTRIES	1,606,292	India	16	Blankets
20	DANIMEX COMMUNICATION	1,596,650	Denmark	20	Telecommunications equipment
21	VESTERGAARD FRANDSEN GROUP	1,499,944	Denmark	12	Mosquito nets
22	IBM (SCHWEIZ)GMBH	1,436,821	Switzerland	23	IT Equipment
23	DANOFFICE PLC	1,352,561	Denmark	59	IT Equipment, components, accessories
24	FERRINO &C. S.p.A	1,258,600	Italy	2	Tent light weight
25	TORCOM SARL	1,176,412	Switzerland	30	Telecommunications equipment
26	GALLAY-BERGER et STEFFEN	1,069,237	Switzerland	1	Office construction services
27	N-R-S INTERNATIONAL - FZE	1,046,954	United Arab Emirates	7	Mats, tents, blankets
28	INTERPETROL	917,183	Burundi	1	Cement, transport
29	AIR SERV INTERNATIONAL	891,520	United States of America	3	Air charters Services
30	MABATI ROLLING MILLS LTD	872,650	Kenya	1	Roofing materials
31	INTERNATIONAL DISPENSARY ASSOCIATION	793,268	Netherlands	19	Medicines & Medical Supplies
32	GUANGDONG HENG SHEN IMP)EXP. CO LTD	782,268	China Pe. Rep. of	1	Tents light weight
33	ORACLE SOFTWARE GMBH	767,463	Switzerland	4	Computer services, training services
34	BCOM LTD	744,626	Lebanon	5	Telecoms services
35	GEETANJALI WOOLENS PVT LTD, HALOL	720,000	India	7	Blankets
36	CHAPMAN FREEBORN AIRCHARTERING LTD	718,632	United Kingdom	4	Air charters Services
37	BUKKEHAVE LTD.	716,306	Denmark	7	Armoured vehicles, Hand tools, Tyres
38	PRIYANKA (INDIA) PVT LTD	667,058	India	5	Kitchen sets
39	MULLER + PARTNER GMBH	661,227	Germany	5	Air charters services
40	POLIMOON GMBH	630,125	Germany	17	Jerrycans semi-collapsible 10 L
41	ATIKS SA	574,455	Switzerland	2	Cleaning services
42	ELCA INFORMATIQUE SA	572,860	Switzerland	3	Software
43	MICROSOFT IRELAND OPERATIONS LTD	565,752	Ireland	4	Software Maintenance Services
44	CEDAR CONSULTING UK LTE	559,869	United Kingdom	1	IT Consultancy service
45	BIO-ID TECHNOLOGIES SA	550,100	Switzerland	1	Iris RecognitionTechnology Service
46	STAR PROJECT VEHICLES LTD	544,837	United Kingdom	2	Trucks with cargo body
47	BROADCROWN LIMITED	505,356	United Kingdom	14	Water cooled generators
48	ROFI INDUSTRIES A/S	500,856	Norway	12	Frag. Blanket kits, bullet proof vests, helmet
49	NOVELL IRELAND SOFTWARE LIMITED	497,195	Ireland	3	Software/Equipment maintenance Service
50	MOTORENFABRIK HATZ GMBH & CO. KC	485,552	Germany	11	Air cooled generators & spare part
51	KJAER +KJAER A/S	438,684	Denmark	11	Motorcycles and transport
52	DHL Express (SUISSE) S.A.	436,073	Switzerland	7	Courier services, transport
53	BENDIX TRANSPORT DENMARK LTD	423,750	Denmark	1	Air charter services
	TOTAL	100,745,677		1091	

SMS

