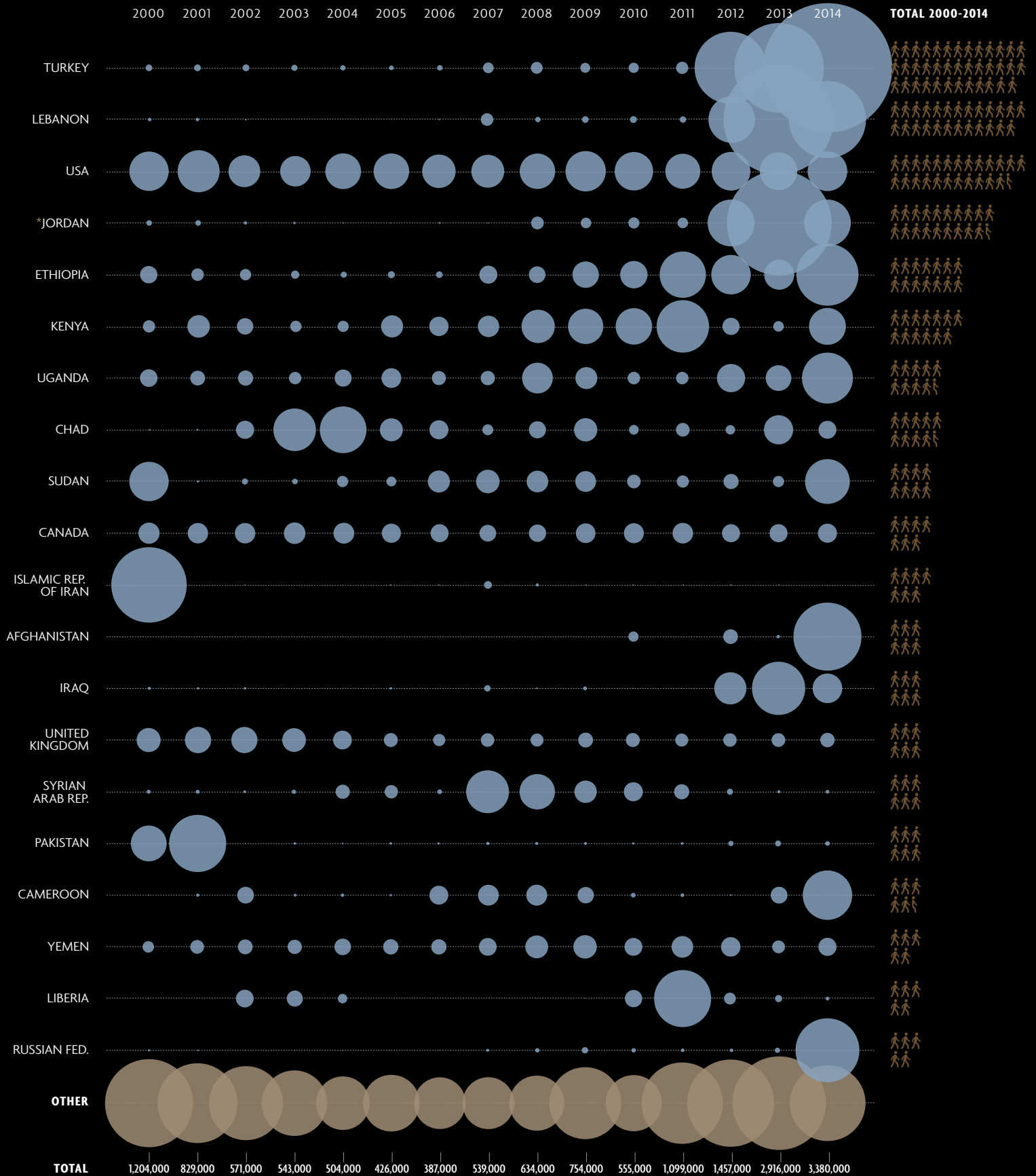


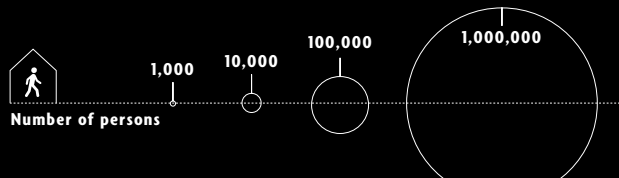
THE TOP 20 COUNTRIES

TO HAVE GRANTED PROTECTION TO REFUGEES IN THE 21ST CENTURY

Number of people who have been granted refugee status, complementary forms of protection and temporary protection during the year. It also includes refugees arriving through resettlement programmes. Country ranking based on cumulative number of grants and arrivals between 2000 and 2014.



*The total number of Iraqi refugees who arrived in Jordan is unknown. This graph is limited to Iraqis who were registered by UNHCR.



👤 = 50,000 persons



Table of Contents

Main Findings	8
Introduction	13

GLOBAL ANALYSIS

Chapter 1: Sources, Methods, and Data Considerations	17
---	-----------

The Population Census as a Tool to Capture Statistical Information on Forcibly Displaced Persons <i>By Vebjørn Aalandslid, Kari-Anne Lund, and Frode Berglund, Statistics Norway</i>	21
--	-----------

Chapter 2: Displacement Levels and Trends	27
--	-----------

Chapter 3: Durable Solutions and New Displacement	41
--	-----------

Chapter 4: Asylum and Refugee Status Determination	51
---	-----------

Improving Asylum Statistics in the European Union <i>By European Asylum Support Office</i>	56
---	-----------

Chapter 5: Demographic and Location Data	63
---	-----------

Civil Registration and Vital Statistics for Refugees <i>By Helge Brunborg</i>	67
--	-----------

Chapter 6: From Data Protection to Statistics	75
--	-----------

Annexes	79
----------------	-----------

List of Figures

1.1	Trends in sources of refugee data 2009-2014	19
1.2	Key actors and stakeholders involved in refugee data collection	19
1.3	Basis of refugee data 2014	20
2.1	Global forced displacement 2000-2014	27
2.2	Major refugee-hosting countries 2014	32
2.3	Major source countries of refugees 2014	33
2.4	Number of refugees per 1 USD GDP (PPP) per capita 2014	34
2.5	Number of refugees per 1,000 inhabitants 2014	35
2.6	IDPs protected/assisted by UNHCR end-2014	36
2.7	Number of countries reporting statistics on stateless persons 2004-2014	36
2.8	Historical review of major host and source countries of refugees 1980-2014	38
3.1	Refugee returns 1995-2014	42
3.2	Resettlement arrivals of refugees 1990-2014	43
4.1	Main destination countries for new asylum-seekers 2013-2014	53
4.2	Step-by-step development of the EPS, in close cooperation with GPS members	59
5.1	Demographic characteristics available on UNHCR's population of concern 2006-2014	64
5.2	Average per cent of persons below five in the general population who have been registered	71
5.3	Number of refugees who have not been registered at birth	72

List of Tables

1.1	Inclusion of topics in national population censuses by world region (2010 round of censuses)	23
1.2	RFM coverage in 2010 round of censuses, by world region	24
1.3	Inclusion of RFM categories by world region (2010 round of censuses)	24
2.1	Refugee populations by UNHCR regions 2014	31
4.1	New and appeal applications registered 2011-2014	52
4.2	New asylum claims registered in top 10 UNHCR offices 2014	52
4.3	Substantive decisions taken 2012-2014	55
5.1	Demographic characteristics of refugees 2003-2014	65
5.2	Accommodation of refugees 2012-2014	66

List of Maps

2.1	Total population of concern to UNHCR by country of asylum and category end-2014	28
-----	---	-----------

Annex

1.	Refugees, asylum-seekers, internally displaced persons, returnees, stateless persons, and others of concern to UNHCR by country/territory of asylum end-2014	80
2.	Refugees, asylum-seekers, internally displaced persons, returnees, stateless persons, and others of concern to UNHCR by origin end-2014	85

Annex tables 3 through 29 can be downloaded from the UNHCR website at:
<http://www.unhcr.org/statisticalyearbook/2014-annex-tables.zip>

3.	Refugee population and people in refugee-like situations, excluding asylum-seekers, and changes by country/territory of asylum 2014	
4.	Refugee population and people in refugee-like situations, excluding asylum-seekers, and changes by origin 2014	
5.	Refugee population and people in refugee-like situations, excluding asylum-seekers, and changes by origin and country of asylum 2014	
6.	Internally displaced persons protected/assisted by UNHCR 2014	
7.	Persons under UNHCR's statelessness mandate 2014	
8.	Others of concern to UNHCR 2014	
9.	Asylum applications and refugee status determination by country/territory of asylum 2014	

10. Asylum applications and refugee status determination by country/territory of asylum and level in the procedure | 2014
11. Asylum applications and refugee status determination by origin | 2014
12. Asylum applications and refugee status determination by origin and country/territory of asylum | 2014
13. Demographic composition of populations of concern to UNHCR | end-2014
14. Demographic composition of refugees and people in refugee-like situations | end-2014
15. Major locations and demographic composition of populations of concern to UNHCR | end-2014
16. Major locations and demographic composition of refugees and people in refugee-like situations | end-2014
17. Population of concern to UNHCR by type of accommodation | end-2014
18. Refugees, including people in a refugee-like situation, by type of accommodation | end-2014
19. Refugees, including people in a refugee-like situation, by type of location | end-2014
20. Spontaneous refugee arrivals | 2014
21. Major voluntary repatriation/returnee movements | 2014
22. Resettlement departures of refugees from first asylum countries | 2014
23. Resettlement arrivals of refugees | 2014
24. Refugees, asylum-seekers, internally displaced persons, returnees, stateless persons, and others of concern to UNHCR by region | 2013-2014
25. Refugees, asylum-seekers, internally displaced persons, returnees, stateless persons, and others of concern to UNHCR | 2005-2014
26. Indicators of host country capacity and contributions | 2014

Regional Classifications And Country/Territory Codes

27. United Nations major areas
28. UNHCR Regional Bureaux/Operations
29. UNHCR country/territory codes

MAIN FINDINGS

More detailed analyses, including the definitions used and limitations of the data, can be found in Chapters I to VI.

This section provides an overview of the major statistical developments in 2014 and a summary of key findings.

GLOBAL TRENDS

59.5 million



Some 19.5 million persons were refugees: 14.4 million under UNHCR's mandate and 5.1 million Palestinian refugees registered by UNRWA. The global figure included 38.2 million internally displaced persons¹ and 1.8 million asylum-seekers. The total was the highest recorded level in the post-World War II era. If these 59.5 million persons were a nation, they would make up the 24th largest in the world.

By end-2014, **59.5 million individuals** were forcibly displaced worldwide as a result of persecution, conflict, generalized violence, or human rights violations. This is 8.3 million persons more than the previous year (51.2 million) and the highest annual increase on record.

An estimated **13.9 million individuals** were newly displaced due to conflict or persecution in 2014. This includes 11.0 million persons newly displaced within the borders of their own country, the highest figure on record.² The other 2.9 million individuals were new refugees.

42,500

During 2014, conflict and persecution forced an average of **42,500 individuals per day** to leave their home and seek protection elsewhere, either within the borders of their own country or in other countries. This compares to 32,200 per day in 2013, 23,400 in 2012, 14,200 in 2011, and 10,900 in 2010.

TOTAL POPULATION OF CONCERN

7

The 2014 Statistical Yearbook identifies seven population categories:

1. refugees
2. asylum-seekers
3. internally displaced persons (IDPs) protected and/or assisted by UNHCR
4. stateless persons
5. returned refugees
6. returned IDPs
7. others of concern

These categories are collectively referred to as the 'total population of concern' or as 'persons of concern'.³

By the end of 2014, the total population of concern to UNHCR was estimated at **54.96 million people**, broken down as follows:

54.96 million

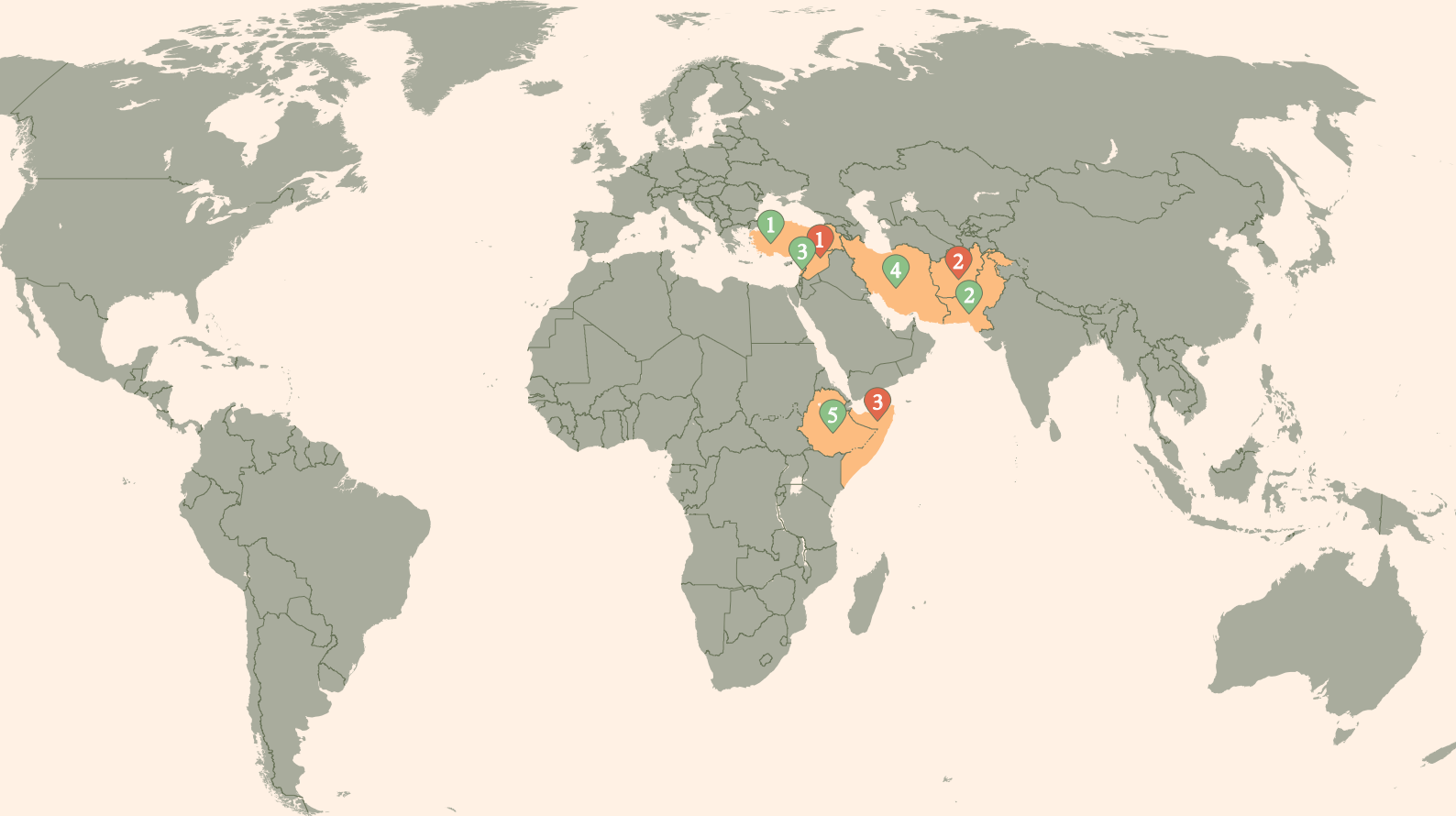
- 14.4 million refugees⁴
- 1.8 million asylum-seekers
- 126,800 refugees who had returned to their country of origin during the year
- 32.3 million IDPs protected and/or assisted by UNHCR
- 1.8 million who had returned to their place of origin during the year
- 3.5 million stateless persons
- 1.1 million others of concern

¹ Source: Internal Displacement Monitoring Centre (IDMC)

² The highest figure since 1989, when record-keeping began.

³ For definitions of the various population categories, see Chapter I.

⁴ The 5.1 million Palestinian refugees registered with the United Nations Relief and Works Agency for Palestine Refugees (UNRWA) are not included in UNHCR's statistics.



REFUGEES

14.4 million

The number of refugees under UNHCR's mandate at end-2014 was **14.4 million**, including 694,400 individuals considered by the agency to be in a refugee-like situation. The previous year, this figure was 11.7 million.

12.4 million

By the end of 2014, developing countries hosted **12.4 million refugees**, or 86 per cent of the global refugee population, the highest such figure in more than two decades. The Least Developed Countries provided asylum to 3.6 million refugees, or 25 per cent of the total.

The Asia and Pacific region hosted roughly one quarter of the global refugee population (26.8%). This was followed by sub-Saharan Africa (25.7%), Europe (21.6%), the Middle East and North Africa (20.6%), and the Americas (5.3%).⁵

⁵ The geographical regions used are those of UNHCR. See Annex, Table 27 for country breakdown.

Top HOST

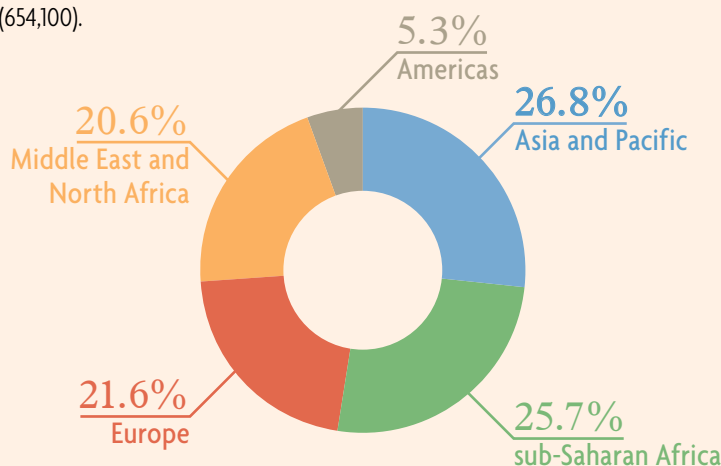
1. Turkey (1.59 million)
2. Pakistan (1.51 million)
3. Lebanon (1.15 million)
4. Islamic Republic of Iran (982,000)
5. Ethiopia (659,500)

Top ORIGIN

1. Syrian Arab Republic (3.88 million)
2. Afghanistan (2.59 million)
3. Somalia (1.11 million)

For the first time, Turkey became the largest refugee-hosting country worldwide, with **1.59 million refugees**. Turkey was followed by Pakistan (1.51 million), Lebanon (1.15 million), the Islamic Republic of Iran (982,000), Ethiopia (659,500), and Jordan (654,100).

More than half (53%) of all refugees worldwide came from just three countries: the Syrian Arab Republic (3.88 million), Afghanistan (2.59 million), and Somalia (1.11 million).



REFUGEE STATUS DETERMINATION

A record high of nearly **1.7 million individual** applications for asylum or refugee status were submitted to governments and UNHCR offices in 157 countries or territories in 2014. UNHCR offices registered a record high of 245,600 or 15 per cent of these claims.

An estimated 1.47 million of these were initial applications submitted at 'first instance' procedures, while 191,400 were submitted on appeal, including to courts.⁶

626,500

Some **626,500 asylum-seekers** were either recognized as refugees (286,700) or granted a complementary form of protection (339,800) during 2014.

⁶ Statistical information on outcomes of asylum appeals and court proceedings is under-reported in UNHCR statistics, as this type of data is often either not collected by States or not published separately.

⁷ References to Kosovo shall be understood to be in the context of Security Council resolution 1244 (1999), henceforth referred to in this document as Kosovo (S/RES/1244 (1999)).

Top RECIPIENTS

1. Russian Federation (274,700)
2. Germany (173,100)
3. United States of America (121,200)
4. Turkey (87,800)

With 274,700 asylum claims, the Russian Federation was the world's largest recipient of new individual applications, followed by Germany (173,100), the United States of America (121,200), and Turkey (87,800).

27%

Refugee status based on the 1951 Convention was granted in **27 per cent** of decisions in 2014. With the addition of complementary forms of protection, 59 per cent of all substantive asylum decisions taken in 2014 were positive. Both of these numbers differ from the rates in 2013 (32% and 43%, respectively).

Top ORIGINS

1. Ukraine (288,600)
2. Syrian Arab Republic (170,000)
3. Iraq (100,000)
4. Afghanistan (73,400)
5. Eritrea (60,000)

The Ukraine was the single largest country of origin for asylum-seekers in 2014, with 288,600 new applications submitted by its nationals during the year – on average, every fifth claim. The Syrian Arab Republic was the second-largest country of origin for asylum-seekers (170,000), followed by Iraq (100,000), Afghanistan (73,400), Eritrea (60,000), Serbia and Kosovo (S/RES/1244 (1999))⁷ (55,300), and the Democratic Republic of the Congo (48,100).

1.8 million

By the end of the year, **1.8 million individuals** were reported to be awaiting a decision on their asylum claims, the highest such number in many years.

INTERNALLY DISPLACED PERSONS

32.3 million

The number of internally displaced persons benefiting from UNHCR's protection and assistance activities, including **267,500** in IDP-like situations, stood at **32.3 million** at the end of 2014. This was the highest such figure on record, and 8.3 million more than at the start of the year (23.9 million).

8.6 million

UNHCR's statistics included IDP populations in 24 countries. Its offices reported some **8.6 million IDPs** who were newly displaced in 2014, while 1.8 million IDPs were able to return home during this period.

STATELESS PERSONS

10 million

Statelessness is estimated to have affected at least **10 million** people in 2014. However, data captured by governments and communicated to UNHCR were limited to **3.5 million stateless** individuals in 77 countries.

SEX AND AGE

54.96 million

Of the **54.96 million people of concern** to UNHCR in 2014, data on sex and age are available for 30.38 million (55%) and 16.95 million (31%), respectively.

50% ♀

The available information disaggregated by sex revealed that on average **50 per cent of refugees were female**, a proportion that has slightly increased in recent years.

Children

Disaggregated information on age showed that **children** under the age of 18 represented an average of **51 per cent** of the total refugee population, up from 41 per cent in 2009 and the highest such figure in more than a decade. Less than half (46%) of the refugee population was between the ages of 18 and 59 years, whereas 3 per cent was 60 years or older.

TYPE OF LOCATION

On the type of location in which populations of concern were found, the available data revealed that more IDPs, returned IDPs, and returned refugees resided in **rural areas** than in **urban areas**. On the other hand, refugees and asylum-seekers were found more often living in urban areas.

HOST COUNTRY CONTRIBUTIONS

1st

Ethiopia had the largest number of refugees in relation to its economic capacity, hosting **441 refugees** per 1 USD Gross Domestic Product by Purchasing Power Parity – commonly referred to as GDP (PPP)⁸ – per capita.

Pakistan had the second-largest number of refugees per 1 USD GDP (PPP) per capita (**315 refugees**), followed by Chad (208 refugees) and Uganda (194 refugees). The largest refugee-hosting developed country was the Russian Federation, in 35th place, with nine refugees per 1 USD GDP (PPP) per capita.

Comparing the number of refugees to the national population of a host country shows that Lebanon topped this list with **206 refugees per 1,000 inhabitants**. Jordan (88) and Nauru (39) ranked second and third, respectively.

DURABLE SOLUTIONS

126,800

Over the course of 2014, **126,800 refugees returned** to their country of origin. More than two-thirds of these returned to the Democratic Republic of the Congo (25,200), Mali (21,000), Afghanistan (17,800), Angola (14,300), or Sudan (13,100). This figure was the lowest level of refugee returns in 30 years.

26 countries

During the year, UNHCR submitted 103,800 refugees to States for resettlement. According to government statistics, **26 countries admitted 105,200 refugees** for resettlement during 2014 (with or without UNHCR's assistance). The United States of America admitted the highest number (73,000).

⁸ Source for Gross Domestic Product (PPP): International Monetary Fund, World Economic Outlook Database, October 2015 (accessed 10 November 2015). Source for national populations: United Nations, Population Division, *World Population Prospects: The 2015 Revision*, New York, 2015. For the purpose of this analysis, the 2014 estimates have been taken into account.



Residents of the old Homs neighbourhood in the Syrian Arab Republic have been severely affected by the conflict. Those displaced by the fighting struggle to rebuild their lives among the ruins.



Introduction

For the most part, UNHCR's statistics reflect global trends in forced displacement over a given time period, and they have contributed significantly to effective decision-making on programming, protection, and monitoring of displaced persons around the world. UNHCR records indicate that individuals have been newly displaced every year since the agency's creation in 1951. There has not been a single year when individuals did not have to flee their country of origin due to armed conflict, war, or persecution. Some refugees are compelled to live in exile for years, with little or no hope of returning to their country of origin. Unfortunately, the number of individuals facing forced displacement each year tends to be significantly higher than the number of those who find durable solutions. As a consequence, statistics on forced displacement around the world have trended upward over the past decade.

This Statistical Yearbook offers a compilation and analysis of the global information and data on the population falling under UNHCR's

mandate, with special focus on developments occurring during 2014 unless otherwise stated. As such, the Yearbook provides the official statistics of UNHCR. Figures reported in this publication have been carefully evaluated and reviewed. Data sources and methodologies have also been verified to ensure that they conform to the requisite standards of UNHCR's statistics.

This Yearbook has six chapters. **Chapter I** provides the sources, methods, and other data considerations used throughout this publication. Where applicable, this chapter provides and explains the definitions used in the field of forced displacement, defines relevant terminologies, and reviews the contributions of actors and stakeholders in the data-collection process in this field. The chapter concludes with a contribution by three statisticians from Statistics Norway,⁹ focusing on the importance of national censuses in determining the magnitude of forced displacement. This section is

⁹ Statistics Norway staff on secondment to UNHCR through the Norwegian Refugee Council's Norcap deployment programme.



Introduction

based on a review of some 150 census questionnaires in the *2010 World Population and Housing Census Programme*, analysing whether these documents have included refugees, asylum-seekers, or internally displaced persons.

With an estimated 59.5 million persons considered forcibly displaced by the end of 2014, the highest level in the post-World War II era, **Chapter II** provides general displacement levels and trends for the year. It also includes reference to persons falling under UNHCR's statelessness mandate. This chapter discusses changes in refugee flows, particularly with regard to the Syrian refugee situation around the world, presenting major source countries of refugees as well as hosting countries. This chapter concludes with an analysis of the impact and burden of hosting refugees through the statistical measurement of economic and population density.

In **Chapter III**, UNHCR's comprehensive solutions for refugees – that is, voluntary repatriation, resettlement, and local integration – are critically examined alongside new displacement trends. The chapter finds that, on the one hand, 2014 saw one of the lowest levels of returning refugees recorded in the past three decades, while on the other, the number of refugees resettled during the reporting period increased. This chapter concludes with a discussion on the challenges of quantifying and measuring the local integration of refugees.

Chapter IV focuses on the analysis of asylum and refugee status determination. With the number of individuals requesting international protection on an individual basis at a record high, this chapter reviews and analyses trends in asylum applications, decisions, and pending cases. In addition, attempts to harmonize asylum statistics in Europe pose important challenges; some of these are presented in an external contribution by the European Asylum Support Office on its work with the Group for the Provision of Statistics.

Chapter V provides a detailed analysis of both the demographic breakdown and location information of refugees and other persons of concern to UNHCR. Meanwhile, civil registration and vital statistics (CRVS) are increasingly gaining interest at the international level, with a significant number of countries having committed to improving these systems. This chapter includes a contribution by an independent researcher on the importance of CRVS in the refugee context.

Chapter VI concludes the Statistical Yearbook with critical analysis of the ethical challenges concerning the use of refugees' personal data. This chapter examines data-protection principles in UNHCR and beyond, discussing the ethical and statistical dimensions of the use of refugees' personal data in light of the organization's newly released *Policy on the Protection of Personal Data of Persons of Concern to UNHCR*.

The tables appearing in the Annex provide detailed data for 2014. Statistical data on historical trends, allowing for easy global comparisons by region and country for all major themes, can be found on UNHCR's statistical website (www.unhcr.org/statistics). These data can also be downloaded from UNHCR's Statistical Online Population Database, at popstats.unhcr.org.

Statistics reflected in this Yearbook are, for the most part, those reported by UNHCR country offices, drawn either from their own data or those of the government. The use of estimates is clearly indicated. Some data contained in this publication may differ from those published earlier, due to retroactive adjustments or the inclusion of previously unavailable data. It is expected that the data contained in the 2014 Yearbook will likewise be subject to minor future adjustments. ■



Hundreds of internally displaced people take shelter at Bangui's M'Poko International Airport in the Central African Republic. While the deployment of United Nations peacekeeping forces in September 2014 brought hope for a stabilization of the security situation, continued fighting and human rights abuses targeting civilians resulted in massive displacement inside the country and across borders.