



Slide 1: UNHCR Global Report 2011 (photo: cover of GR2011)

Mr. Chairman, Distinguished Delegates, Ladies and Gentlemen,

I am pleased to present our latest Global Report - which provides a visual and written account of UNHCR's work in 2011.

As the High Commissioner remarked in his Foreword, 2011 was a particularly tumultuous year. We had to mobilize unprecedented financial, material and human resources to respond to the seemingly never-ending series of humanitarian emergencies - and the needs of over 35 million people of concern to UNHCR.

Although UNHCR routinely reports to Executive Committee members on the use of funds put at its disposal, the Global Report is our main annual publication - designed to meet the more detailed reporting requirements of as many donors as possible.

It aims to provide a comprehensive overview of operations worldwide, both for readers actively involved in humanitarian work as well as for a more general audience.

Using both images and words, the Global Report highlights the impact of activities undertaken and the overall strategies, policies and events that shaped UNHCR's humanitarian response in 2011.

New chapters are included in this report on the 2011 Commemorations and on emergency response.

The printed version of the Report with its CD-ROM was published two weeks ago, and the electronic version is available on UNHCR's website. You will find additional copies at the back of this room. The French version will be published later in the summer.



Slide 2: 2011: A Year of Commemorations + reaffirming our responsibilities

Throughout 2011, we were engaged in commemorating the anniversaries of two conventions that underlie the very substance of UNHCR's *raison d'être*: the 1951 Convention relating to the Status of Refugees and the 1961 Convention on the reduction of Statelessness.


This Global Report recalls that we all have responsibilities to help protect and assist people who have been forcibly displaced; and that in 2011, there were many opportunities to reaffirm these.

You, our ExCom members and other partners, have echoed this commitment through your participation in the commemorative events last year. At various points in the Report, you will find mention of the many events held during the year, and of important pledges made before, during and after the intergovernmental meeting in December 2011.

The hospitality afforded by countries hosting large numbers of refugees and the generosity of donors in providing funding for the work we do are also highlighted throughout.

And at each step, we are reminded that we can only achieve what we do by collaborating and working hand-in-hand with our many partners.

Global Strategic Priorities



Slide 3: Results-based reporting – Global Strategic Priorities

On the part of UNHCR, we have continued to work on our responsibilities. We have committed ourselves to providing you with better and more meaningful information, analysis and results – through various results-based management and reporting processes that we are investing in – including the Global Strategic Priorities (GSPs).

At the last Standing Committee meeting in March, my colleague Steve Corliss, Director of the Division of Programme Support and Management, recalled that the GSPs focus on areas where we believe particular attention is needed, in relation to:

- strengthening protection – where we can probably never do enough;
- improving the quality of life and seeking solutions for people of concern to UNHCR – human beings who have been forcibly displaced and who want nothing more than to return home, or to be allowed to build a new life in a safe and dignified environment; and
- bringing our programmes into line with the international standards that we advocate.

The last of these areas brings us to the heart of our efforts to deliver effective reporting on results. And the Global Strategic Priorities form a key part of this process.

The 2011 Global Report presents the first set of results of measurements against the GSP targets for the 2010-2011 biennium.

The introduction to the chapter on the GSPs offers a brief reminder of the process and some initial observations on the results. Comments on specific GSP results and related contexts have been incorporated in thematic chapters as far as possible.

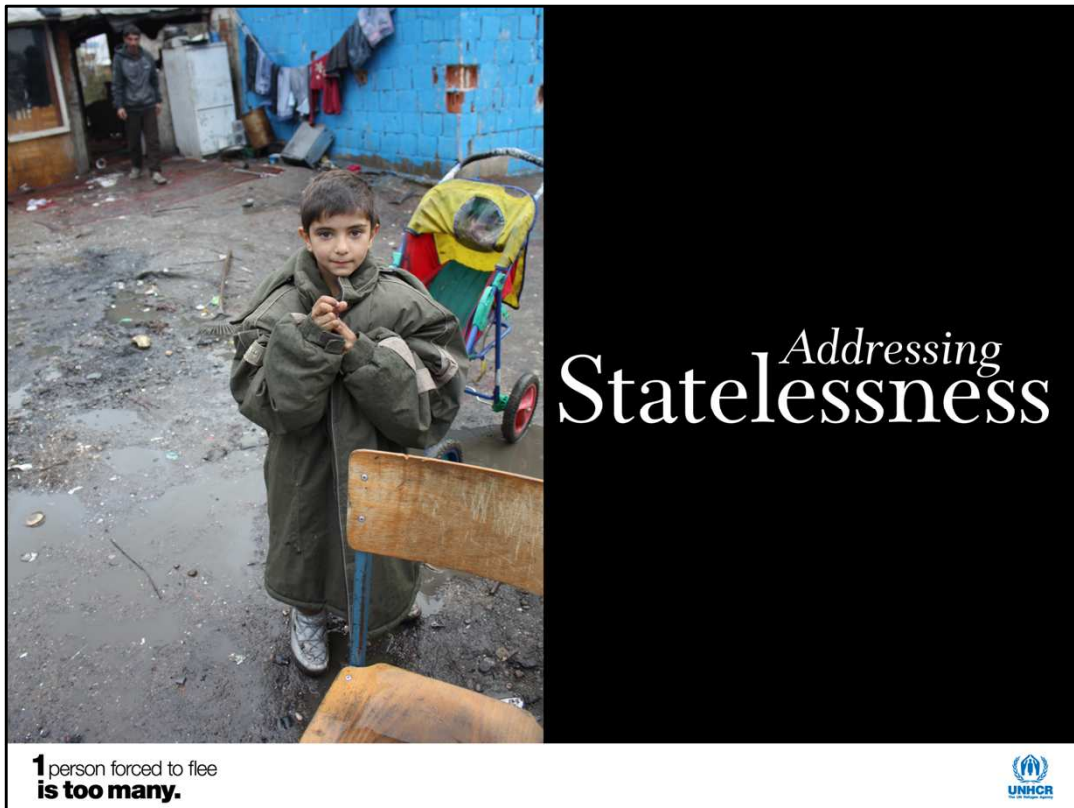


Slide 4: Ensuring protection for people of concern

Assuring protection for some 35 million people in 2011 kept UNHCR's teams across the world fully occupied on many fronts. From handling responses to major humanitarian emergencies to preserving the spirit and practice of asylum, we continued to look at how to improve the quality of our work.

The Report gives examples of initiatives taken in 2011. Let me highlight just one today – related to our determination to raise awareness about the pervasive protection challenges related to sexual and gender-based violence - which all too many displaced women and girls continue to endure.

You will find references to the importance of community networks as a means of building more protective and supportive environments. And there are some remarkable stories about protection challenges and solutions proposed by refugee women and girls during a series of regional dialogues hosted in seven countries across the world as part of the commemorations events.



Slide 5: Addressing statelessness

2011 was a milestone year in our ongoing efforts to counter statelessness. We seized the occasion of the 50th anniversary of the 1961 Convention on the Reduction of Statelessness to spread awareness of this largely neglected issue which affects millions of people.

The Report describes our achievements, as well as the responses of States through new accessions to the Statelessness Conventions or pledges to reform or put in place nationality legislation.



Slide 6: Responding to new needs

Repeated, sometimes simultaneous, large-scale crises in 2011 put our organization's reinforced emergency capacity fully to the test.

The Global Report shows images and describes different aspects of the complex responses required by such sudden, massive displacements. In 2011, these included:

- the Arab Spring;
- post-election violence in Côte d'Ivoire; and
- the famine in the Horn of Africa together with the ongoing conflict in Somalia and related security challenges in refugee camps in Kenya.

Over 600 staff and standby partner staff were deployed to over 40 countries during the year – almost three times the number of deployments of previous years.

And thanks to the investment in restructuring UNHCR's supply management functions in recent years, emergency stock capacity was able to meet the needs of more than half a million beneficiaries within 72 hours.

*Operational
Overview*

1 person forced to flee
is too many.



Slide 7: Operational overview

The printed Report presents an overview of the year's operational highlights with a chapter for each region. Details of specific challenges and responses are provided in sub-regional and country chapters in the enclosed CD-ROM.



Slide 8: Finding durable solutions

In 2011, new levels of displacement, growing xenophobia and restrictive asylum policies contributed to further shrinking of the protection space available for refugees.

The Report draws attention to various initiatives being developed in Africa, in Asia and in Europe for States concerned to work together with UNHCR and other partners to develop comprehensive solutions strategies for protracted refugee situations. These are being made possible through innovative approaches based on regional collaboration to support sustainable voluntary repatriation or, in some cases, local integration.

We are hoping that these strategies will help bring solutions for many longstanding refugees, including Afghans, Liberians, Angolans, Rwandans and people displaced during the conflict in the 1990s in the Former Yugoslavia.

You received a report on Resettlement earlier in this meeting so I will not repeat information already provided. The Global Report includes examples of commitments by traditional, as well as new and emerging, resettlement countries to continue improving the resettlement process. It also illustrates collaboration with other intergovernmental and non-governmental partners. The Global Resettlement Solidarity Initiative during the crisis in Libya was one such example.



Slide 9: Unmet needs

Let me now turn to the needs that were not met in 2011. The Global Needs Assessment had identified requirements which – once reviewed and prioritized – were used as the basis for the Annual budget of USD 3.3 billion approved by ExCom in October 2010. These requirements had increased to USD 3.8 billion by the end of the year with the addition of six supplementary programmes needed to respond to the major emergencies which arose during the year.

This means that - even with the increase in voluntary contributions that I mentioned a moment ago – only 55 per cent of the budgetary requirements were covered, leaving unmet many of the needs of UNHCR's beneficiaries.

Let me give you one or two examples to illustrate:

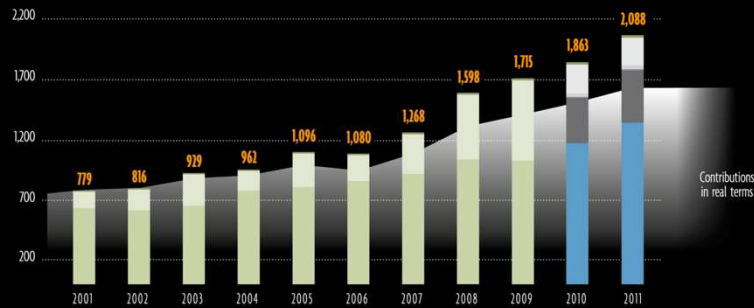

In the **Central African Republic**, where less than half of the financial requirements were made available and a large portion (46%) was tightly earmarked at the country level, latrines could not be constructed in camps for DRC refugees and for Sudanese refugees. Minimum standards of sanitation were not met and some 40 per cent of refugee women did not receive sanitary materials.

In **Yemen**, with only 53 per cent of the budgeted needs of USD 59 million funded, out of 1,500 shelter units planned, only 300 could be constructed and only 50 per cent of the vulnerable groups of Somalis living in Aden had access to quality water.

As the High Commissioner observed very recently, refugee numbers are increasing but projected income in 2013 does not look like it will grow proportionately, so we face the likelihood that there will be even more unmet needs.

I therefore take this opportunity to ask you to consider how we can face up to this challenge together.

● Contributions to UNHCR in nominal and real terms (USD millions) | 2001-2011



NOTE:
Contributions in real terms have been adjusted with the United States consumer price index, using 2001 as the base year.

**1 person forced to flee
is too many.**



Slide 10: Contributions in 2011

The chapter on Funding UNHCR's programmes shows a number of charts and tables on budgets, contributions and expenditures. These are complemented by more detailed breakdowns of financial information in the regional overviews and in the sub-regional and country chapters presented in the CD-ROM.

Throughout 2011 and into the first part of 2012, we have been updating you on funding through regular Standing Committee updates, so I will not go into detail here. Let me just add one or two short observations as we take overall stock of the past year.

Despite the global economic and financial upheaval that affected many countries in 2011, we received USD 2.1 billion in voluntary contributions (USD 224 million more than in 2010). This was a remarkable effort on the part of our donors – both traditional and new donors, as well as the private sector.

With a 53 per cent increase from 2010 in funding received from private donors, this was a strong growth year for UNHCR's private sector fund raising. And over 60 per cent of the USD 111 million raised was thanks to sustained efforts on face-to-face fund raising - with almost half a million individual donors from across the world providing unrestricted income for our activities.



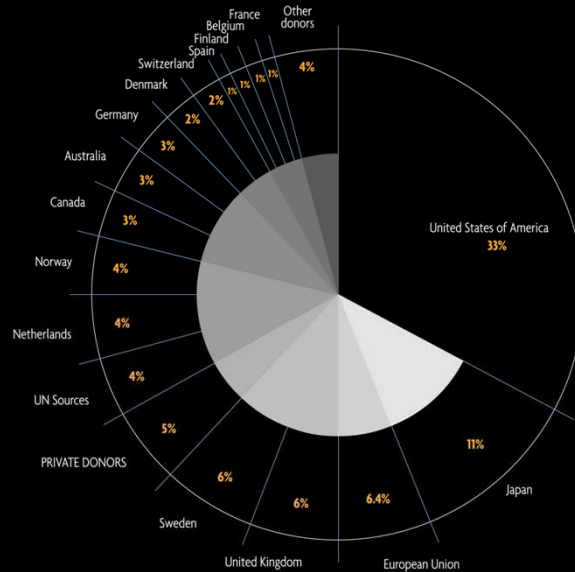
Slide 11: Refugee-hosting countries in 2011

UNHCR can only carry out its mandate to protect and assist refugees if countries neighboring a displacement zone agree to receive people who take flight across their borders to seek asylum.

I would like to take this opportunity to acknowledge the hospitality and generosity of host countries, and encourage you to keep these contributions in mind as we reflect on how we all reaffirm our responsibilities, each in our own way.

The Global Report contains a number of charts illustrating the substantial contributions of refugee hosting countries. More information on countries hosting refugees can be found in the recently published “Global Trends 2011” report.

● **UNHCR's main donors**
| in 2011



1 person forced to flee
is too many.



Slide 12: UNHCR's main donors in 2011

Our donor base continues to remain narrow – and so it is fragile. As you can see from the slide, 50 per cent of UNHCR's voluntary contributions come from just three donors; and we depend on the top 10 donors for 78 per cent of our overall income.

The Funding chapter in the Global Report 2011 also presents information on our efforts to engage in pooled funding and development mechanisms and to stimulate considerable expansion in the level of income we can generate from private sources – the corporate world, foundations and individual donors.

In the current global economic climate, we are very conscious of our vulnerability and count on you, our most loyal supporters, to help us steer a steady course and maintain our capacity to respond to the needs of the displaced people we serve across the world.



War or persecution have displaced more than 40 million globally.

1 person forced to flee
is too many.



World Refugee Day, June 20 - www.unhcr.org

Reaffirming our
responsibilities

Slide 13: Concluding remarks

I would like to conclude this presentation by emphasizing that my team would welcome any suggestions on how to make this report even more relevant to your needs. In preparing and presenting it, we are reminded of how much you do to enable us to assume the enormous task of protecting and assisting over 35 million people.

Thank you, one and all, for your contribution. Thank you, for joining us in ...

Reaffirming our responsibilities.