



WEEKLY UPDATE | Voluntary Repatriation of Somali Refugees From Kenya.

2017 DEPARTURES FROM KENYA			
Location	Female	Male	Total
Dadaab	13,679	13,677	27,356
Nairobi	14	11	25
Kakuma	507	514	1,021
Grand Total	14,200	14,202	28,402

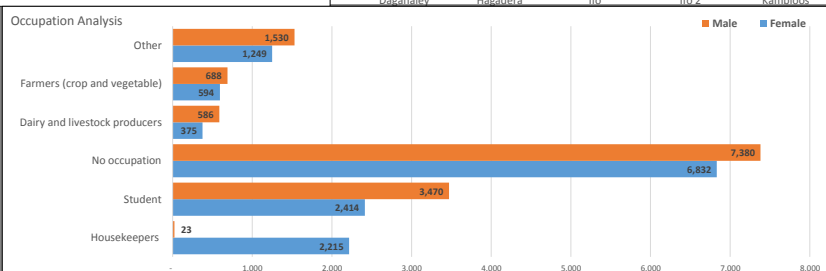
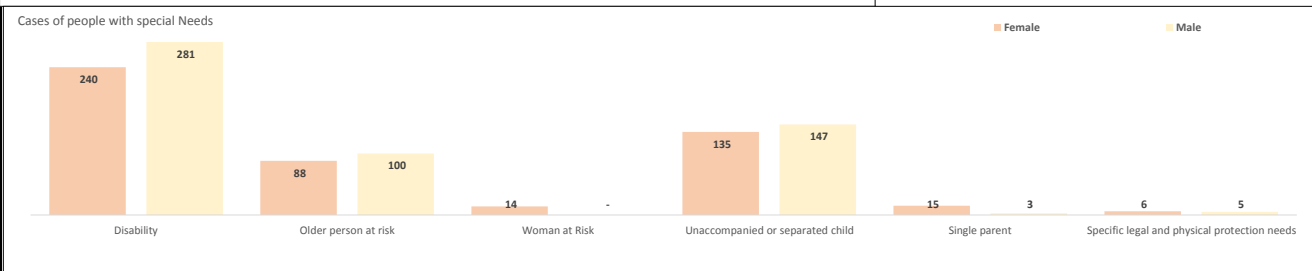
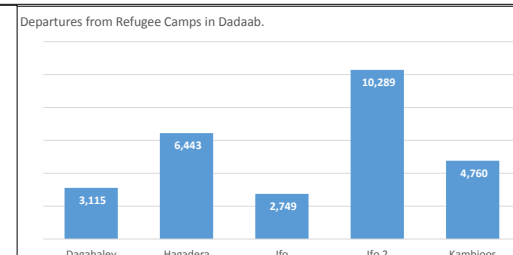
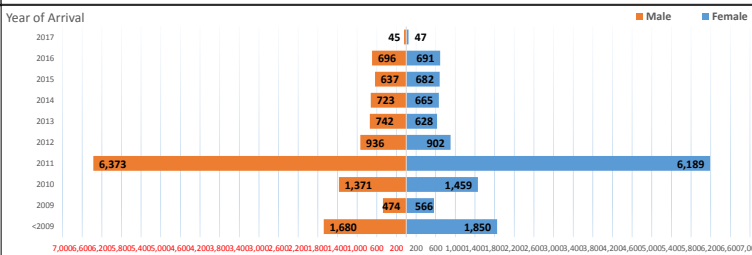
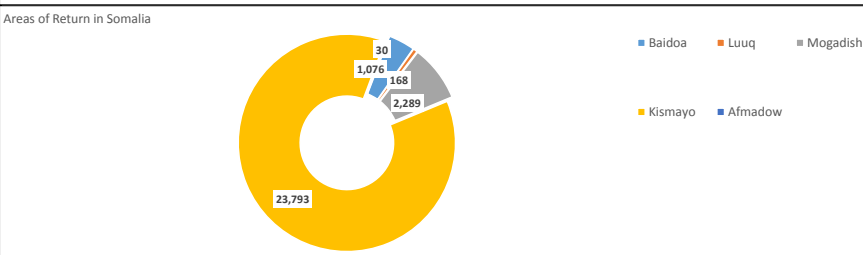
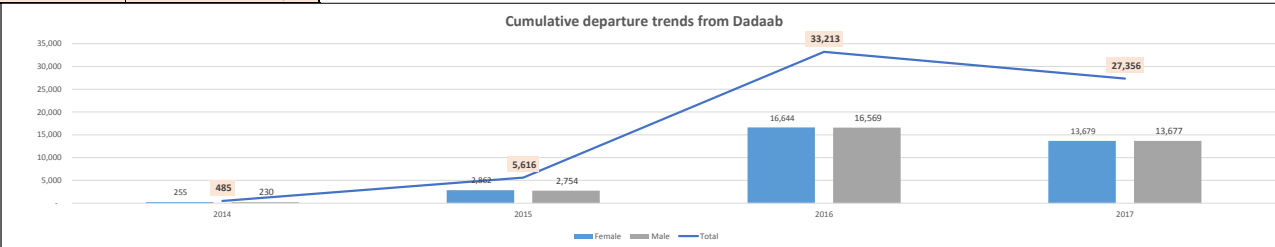
CUMULATIVE DEPARTURES FROM KENYA			
Location	Female	Male	Total
Dadaab	33,440	33,230	66,670
Nairobi	23	26	49
Kakuma	772	801	1,573
Grand Total	34,235	34,057	68,292

CUMULATIVE AREA OF RETURN FROM KENYA	
Area of Return	Grand Total
Kismayu	43,508
Mogadishu	11,809
Baidoa	9,565
Luuq	3,340
Afmadow	30
Afgoye	40
Total	68,292

CUMULATIVE DEPARTURES FROM DADAAB			
Year	Female	Male	Total
2014	255	230	485
2015	2,862	2,754	5,616
2016	16,644	16,569	33,213
2017	13,679	13,677	27,356
Total	33,440	33,230	66,670

2017 DADAAB SUMMARY	
Details	Totals
No. of Households	5,910
No. of Individuals	27,356
No. of Females	13,679
No. of Males	13,677
No. of Special Needs	1,034

CONVOYS SUMMARY	
ROAD CONVOYS	141
FLIGHTS	
Mogadishu	206
Kismayu	116
Baidoa	29



Source: UNHCR S.O Dadaab (ProGres)
 Contacts: Mr. Denis Alma Kujindje, Senior Protection Coordinator: kujindje@unhcr.org

Profile of Voluntary Repatriation Departures

Cumulative Analysis

Reported Departures from the 1st January to 23rd June 2017

Breakdown by Camp of Asylum, Age and Gender

Camp	0 - 4			5 - 11			12 - 17			18 - 59			60+			Grand Total		
	F	M	Total	F	M	Total	F	M	Total	F	M	Total	F	M	Total	Persons	%	HouseHolds
Dagahaley	319	305	624	478	489	967	263	275	538	539	365	904	48	34	82	3,115	11.4%	660
Hagadera	614	695	1,309	879	893	1,772	499	605	1,104	1,190	878	2,068	102	88	190	6,443	23.6%	1560
Ifo	280	318	598	372	368	740	218	250	468	505	343	848	48	47	95	2,749	10.0%	681
Ifo 2	936	972	1,908	1,292	1,452	2,744	943	1,223	2,166	1,707	1,478	3,185	107	179	286	10,289	37.6%	2052
Kambioos	449	477	926	641	677	1,318	425	520	945	780	673	1,453	45	73	118	4,760	17.4%	957
Grand Total	2,598	2,767	5,365	3,662	3,879	7,541	2,348	2,873	5,221	4,721	3,737	8,458	350	421	771	27,356	-	5,910

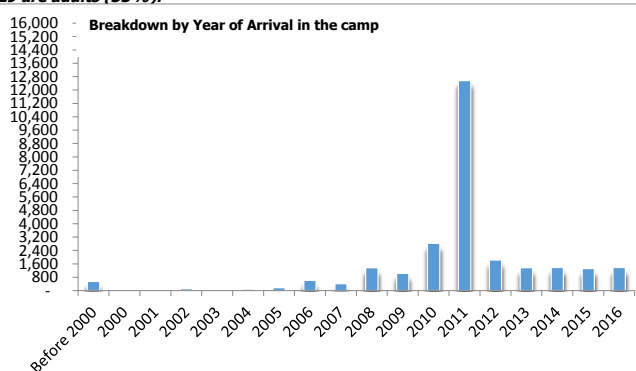
Breakdown by Marital Status

Marital Status	Female	Male	Total	%
Divorced	370	103	473	1.7%
Married	3,242	2,117	5,359	19.6%
Single	9,575	11,361	20,936	76.5%
Separated	21	8	29	0.1%
Widowed	471	88	559	2.0%
Grand Total	13,679	13,677	27,356	-

NB: 18127 returnees are minors representing 68% and 9229 are adults (33%).

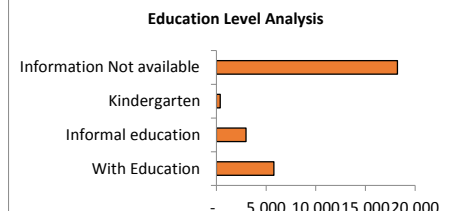
Breakdown by Year of Arrival in the camp

Arrival Year	F	M	Total	%
Before 2000	336	214	550	2.0%
2000	31	24	55	0.2%
2001	34	25	59	0.2%
2002	60	59	119	0.4%
2003	33	40	73	0.3%
2004	46	48	94	0.3%
2005	84	88	172	0.6%
2006	308	311	619	2.3%
2007	207	205	412	1.5%
2008	711	666	1,377	5.0%
2009	566	474	1,040	3.8%
2010	1,459	1,371	2,830	10.3%
2011	6,189	6,373	12,562	45.9%
2012	902	936	1,838	6.7%
2013	628	742	1,370	5.0%
2014	665	723	1,388	5.1%
2015	682	637	1,319	4.8%
2016	691	696	1,387	5.1%
2017	47	45	92	0.3%
Grand Total	13,679	13,677	27,356	-

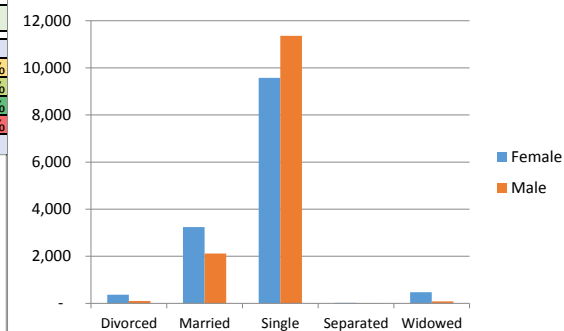


Breakdown by Education Level

Education Level	Total	%
With Education	5,787	21%
Informal education	2,978	11%
Kindergarten	373	1%
Information Not available	18,218	67%
Grand Total	27,356	-

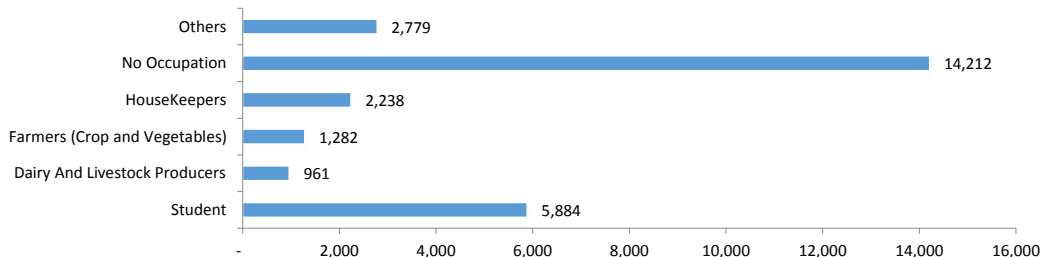


Marital Status Analysis



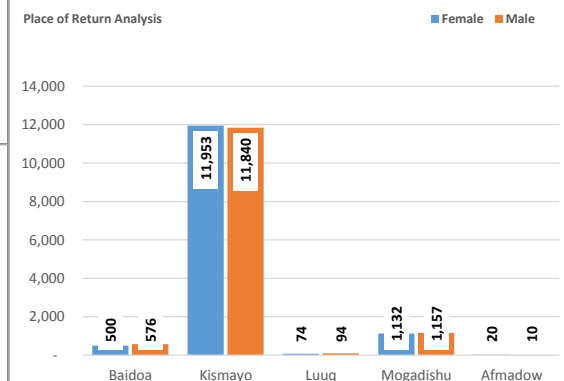
Breakdown by Occupation

Occupation	Total	%
Student	5,884	21.5%
Dairy And Livestock Producers	961	3.5%
Farmers (Crop and Vegetables)	1,282	4.7%
HouseKeepers	2,238	8.2%
No Occupation	14,212	52.0%
Others	2,779	10.2%
Grand Total	27,356	-



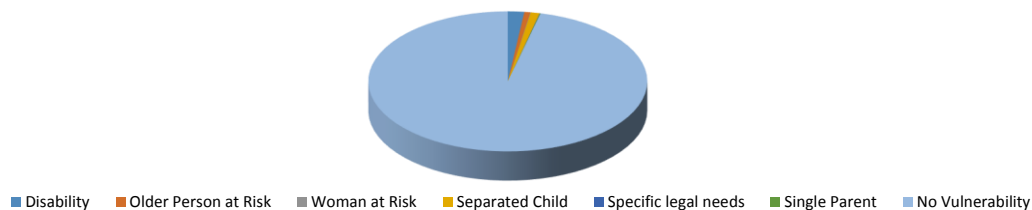
Breakdown by Place of Return

Return Area	Female	Male	Total	%
Baidoa	500	576	1,076	3.9%
Kismayo	11,953	11,840	23,793	87.0%
Luuq	74	94	168	0.6%
Mogadishu	1,132	1,157	2,289	8.4%
Afmadow	20	10	30	0.1%
Grand Total	13,679	13,677	27,356	-



Breakdown by Vulnerability

Vulnerability	Individuals	%
Disability	521	1.9%
Older Person at Risk	188	0.7%
Woman at Risk	14	0.1%
Separated Child	282	1.0%
Specific legal needs	11	0.0%
Single Parent	18	0.1%
No Vulnerability	26,322	96.2%
Grand Total	27,356	-

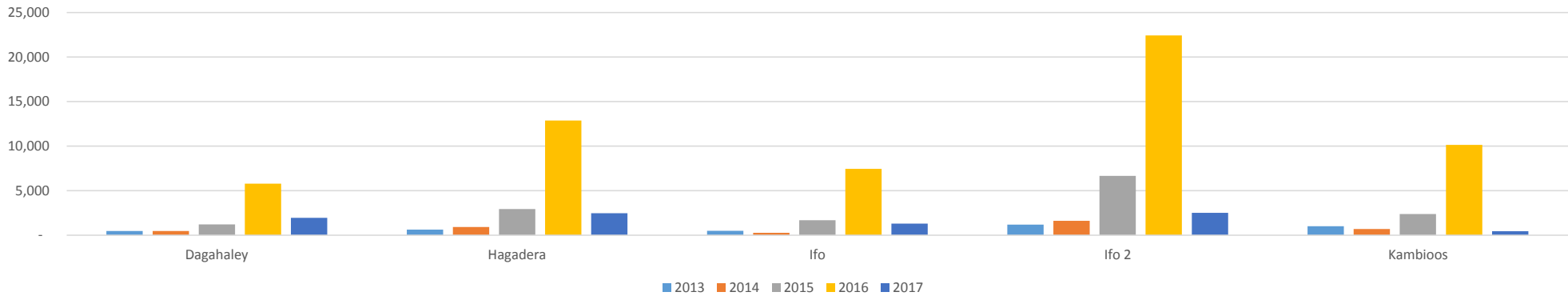


Trends of POCs Approaching the Return Help Desk

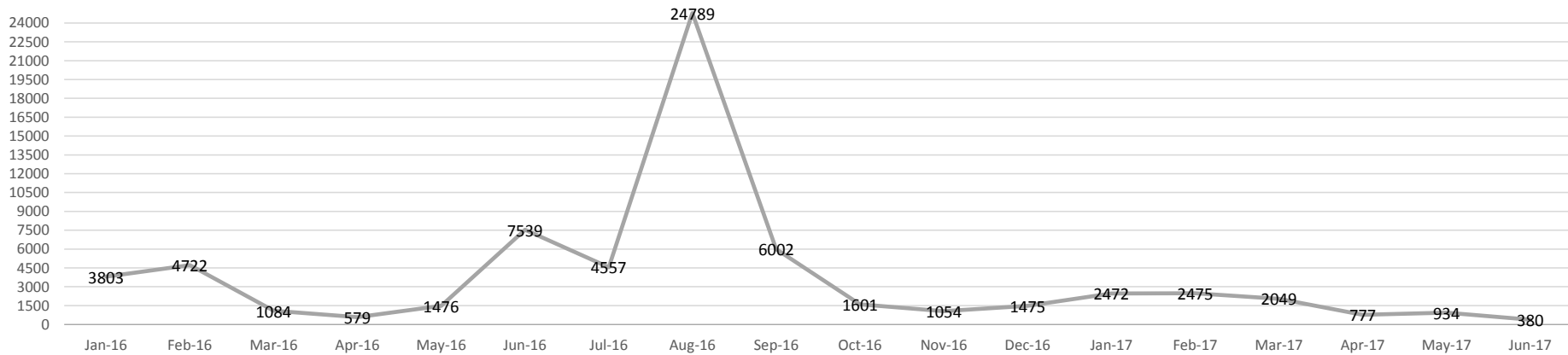
Trends POCs Approaching Return Help Desk Per Year Per Camp as of 23rd June 2017

Years	Dagahaley	Hagadera	Ifo	Ifo 2	Kambioos	Total	
2013		465	625	491	1,185	1,009	3,775
2014		470	925	275	1,618	703	3,991
2015		1,213	2,937	1,685	6,665	2,384	14,884
2016		5,778	12,886	7,454	22,425	10,139	58,682
2017		1,945	2,478	1,309	2,519	455	8,706
Jun-17		50	164	54	112	-	380
Grand Total		9,921	20,015	11,268	34,524	14,690	90,418

Trends of POCs Approaching the Return Help Desk per year per camp

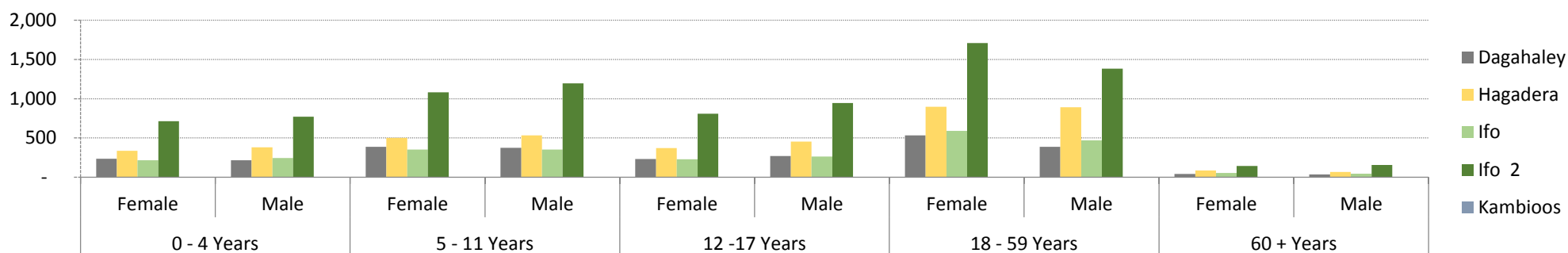


Trends of POCs Approaching the Return Help Desk between January 2016 and June 2017



Return Help Desk Statistics Per Camp for those willing to Return as of 23rd June 2017

Camp	0 - 4 Years		5 - 11 Years		12 -17 Years		18 - 59 Years		60 + Years		Total	%
	Female	Male	Female	Male	Female	Male	Female	Male	Female	Male		
Dagahaley	236	215	387	376	231	269	533	388	43	36	2,714	14%
Hagadera	336	380	500	534	370	454	899	891	85	68	4,517	24%
Ifo	217	244	354	354	230	263	591	471	56	44	2,824	15%
Ifo 2	715	770	1,080	1,194	809	946	1,709	1,382	143	157	8,905	47%
Kambioos	-	-	-	-	-	-	-	-	-	-	-	0%
Grand Total	1,504	1,609	2,321	2,458	1,640	1,932	3,732	3,132	327	305	18,960	-



Place of Return to Somalia

Time of Return to Somalia per Camp

Is it Area of Origin?

Camp

Place of Return	Is it Area of Origin?			Total	Return Period	Camp					Total
	Yes	No	Unknown			Dagahaley	Hagadera	Ifo	IFO 2	Kambioos	
Kismayo	5,039	8,146	64	13,249	3 Months	2,704	4,494	2,765	8,790	-	18,753
Mogadishu	1,214	748	20	1,982	3 to 6 Months	1	17	29	93	-	140
Baidoa	1,101	1,668	23	2,792	In one year period	4	-	-	-	-	4
Dinsor	22	-	-	22	Other	5	6	30	22	-	63
Luuq	72	148	7	227	Grand Total	2,714	4,517	2,824	8,905	-	18,960
Belet Hawa	11	7	5	23							
Buale	26	9	5	40							
Other	409	206	10	625							
Grand Total	7,894	10,932	134	18,960	<i>"Other" Place of Return refers to: Sakow, Bardera, Afmadow, Jamame, El Waq, Jilib, Marka, Afgoye, Belet Weyne, Garbahare, Abduwaaq, Wajid, Kurtun Warey, Barbera, Qansah Dere, Jowhar, Bosaso and Galkayo</i>						

Status	Total
Total Interviewed	90,418
Willing to Return	89,844
Not willing to Return	574
Returnees	66,670
Inactivated	4,214
Active	18,960

From the launch of Return Help Desk in all Dadaab's camps at the end of November 2013; 90,418 PoCs were interviewed and 89,844 among them have expressed their intention to repatriate to Somalia. 66,670 Individuals have been repatriated to Somalia as of 23rd June 2017. 4,214 have been inactivated in proGres database for No-show or spontaneous departure. While 18,960 refugees willing to return (in principle) remain active.