



WEEKLY UPDATE | Voluntary Repatriation of Somali Refugees From Kenya.

2017 DEPARTURES FROM KENYA			
Location	Female	Male	Total
Dadaab	14,072	14,016	28,088
Nairobi	14	11	25
Kakuma	565	613	1,178
Grand Total	14,651	14,640	29,291

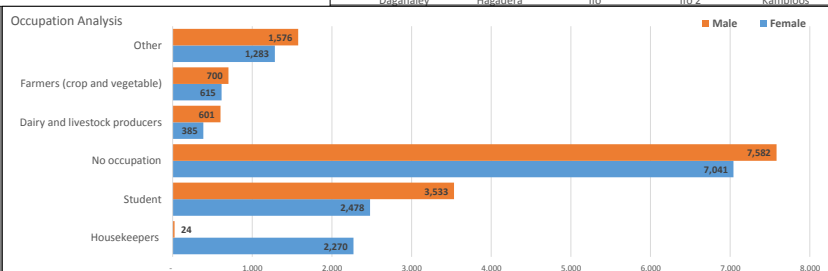
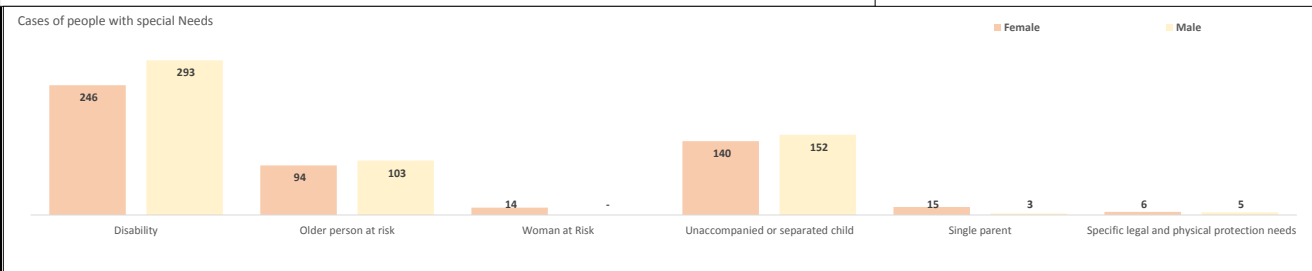
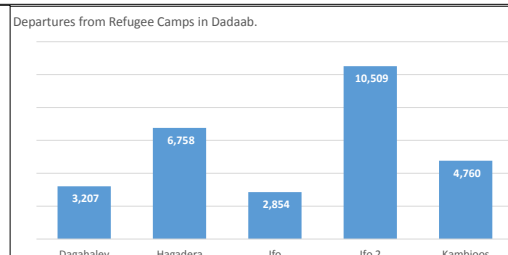
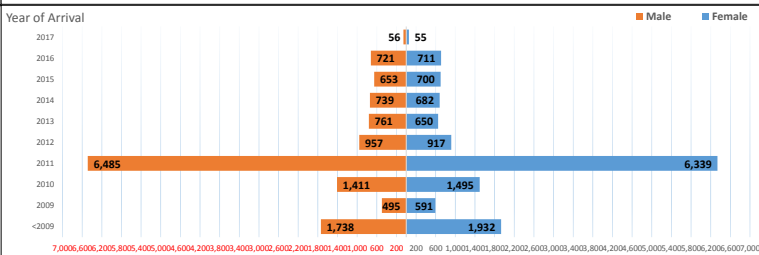
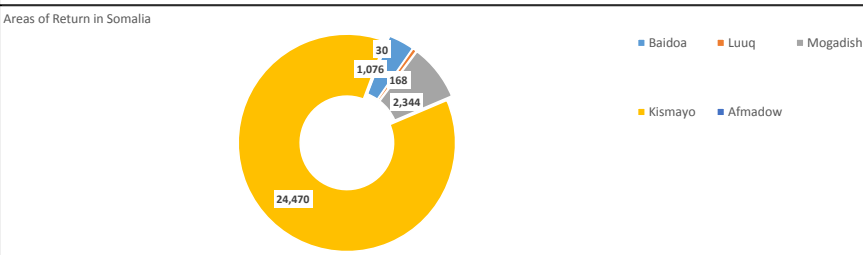
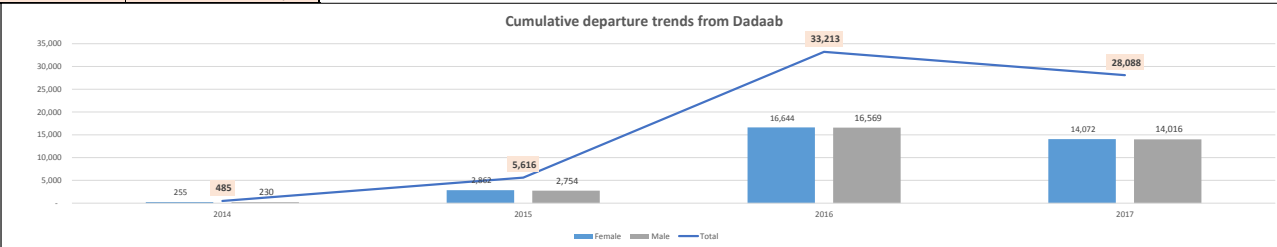
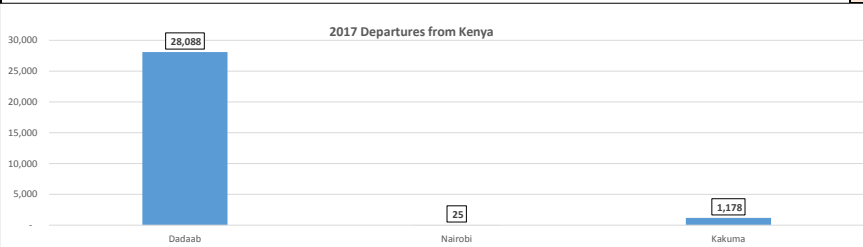
CUMULATIVE DEPARTURES FROM KENYA			
Location	Female	Male	Total
Dadaab	33,833	33,569	67,402
Nairobi	23	26	49
Kakuma	830	900	1,730
Grand Total	34,686	34,495	69,181

CUMULATIVE AREA OF RETURN FROM KENYA	
Area of Return	Grand Total
Kismayu	44,221
Mogadishu	11,985
Baidoa	9,565
Luuq	3,340
Afmadow	30
Afgoye	40
Total	69,181

CUMULATIVE DEPARTURES FROM DADAAB			
Year	Female	Male	Total
2014	255	230	485
2015	2,862	2,754	5,616
2016	16,644	16,569	33,213
2017	14,072	14,016	28,088
Total	33,833	33,569	67,402

2017 DADAAB SUMMARY	
Details	Totals
No. of Households	6,093
No. of Individuals	28,088
No. of Females	14,072
No. of Males	14,016
No. of Special Needs	1,071

CONVOYS SUMMARY	
ROAD CONVOYS	141
FLIGHTS	
Mogadishu	207
Kismayu	129
Baidoa	29



Source: UNHCR S.O Dadaab (ProGres)
 Contacts: Mr. Denis Alma Kujindje, Senior Protection Coordinator: kujindje@unhcr.org

Profile of Voluntary Repatriation Departures

Cumulative Analysis

Reported Departures from the 1st January to 14th July 2017

Breakdown by Camp of Asylum, Age and Gender

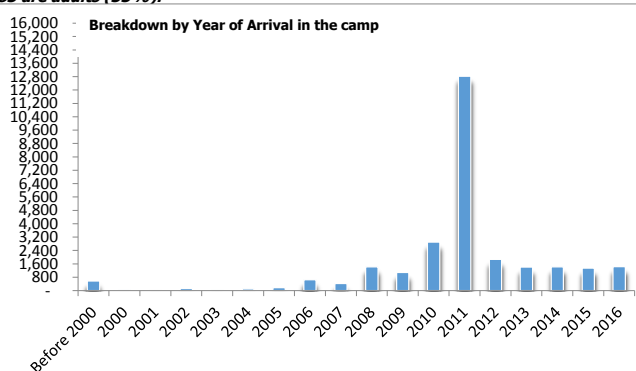
Breakdown by Marital Status

Camp	0 - 4			5 - 11			12 - 17			18 - 59			60+			Grand Total			Marital Status	Female	Male	Total	%
	F	M	Total	F	M	Total	F	M	Total	F	M	Total	F	M	Total	Persons	%	HouseHolds					
Dagahaley	325	307	632	496	509	1,005	272	285	557	552	372	924	52	37	89	3,207	11.4%	680	Divorced	387	109	496	1.8%
Hagadera	638	718	1,356	928	937	1,865	538	631	1,169	1,252	916	2,168	110	90	200	6,758	24.1%	1643	Married	3,330	2,172	5,502	19.6%
Ifo	284	336	620	389	385	774	223	257	480	528	357	885	48	47	95	2,854	10.2%	707	Single	9,845	11,638	21,483	76.5%
Ifo 2	953	983	1,936	1,326	1,489	2,815	961	1,246	2,207	1,744	1,505	3,249	113	189	302	10,509	37.4%	2106	Separated	22	8	30	0.1%
Kambioos	446	472	918	643	682	1,325	426	520	946	780	673	1,453	45	73	118	4,760	16.9%	957	Widowed	488	89	577	2.1%
Grand Total	2,646	2,816	5,462	3,782	4,002	7,784	2,420	2,939	5,359	4,856	3,823	8,679	368	436	804	28,088	-	6,093	Grand Total	14,072	14,016	28,088	-

NB: 18605 returnees are minors representing 68% and 9483 are adults (33%).

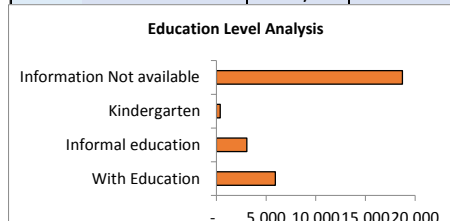
Breakdown by Year of Arrival in the camp

Arrival Year	F	M	Total	%
Before 2000	354	220	574	2.0%
2000	32	24	56	0.2%
2001	35	25	60	0.2%
2002	61	63	124	0.4%
2003	36	41	77	0.3%
2004	51	51	102	0.4%
2005	85	94	179	0.6%
2006	325	321	646	2.3%
2007	212	214	426	1.5%
2008	741	685	1,426	5.1%
2009	591	495	1,086	3.9%
2010	1,495	1,411	2,906	10.3%
2011	6,339	6,485	12,824	45.7%
2012	917	957	1,874	6.7%
2013	650	761	1,411	5.0%
2014	682	739	1,421	5.1%
2015	700	653	1,353	4.8%
2016	711	721	1,432	5.1%
2017	55	56	111	0.4%
Grand Total	14,072	14,016	28,088	-

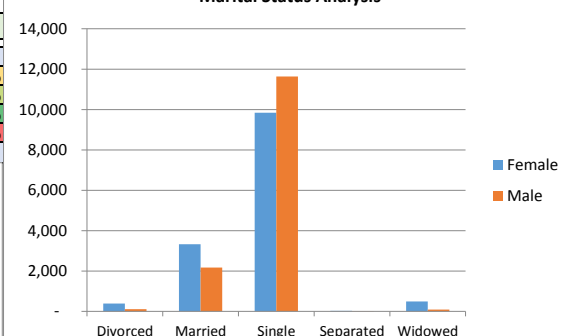


Breakdown by Education Level

Education Level	Total	%
With Education	5,921	21%
Informal education	3,070	11%
Kindergarten	385	1%
Information Not available	18,712	67%
Grand Total	28,088	-

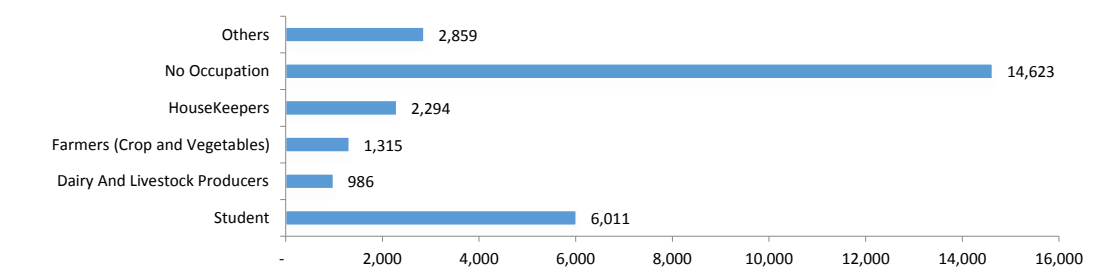


Marital Status Analysis



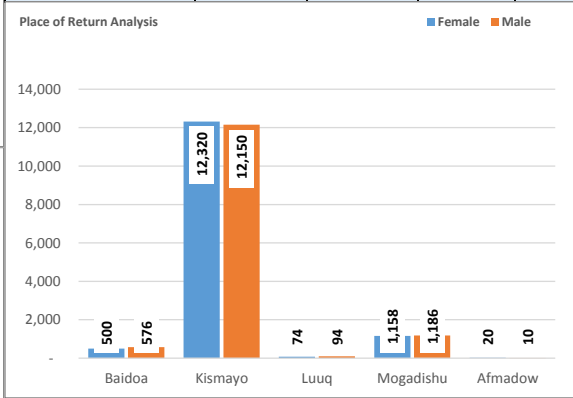
Breakdown by Occupation

Occupation	Total	%
Student	6,011	21.4%
Dairy And Livestock Producers	986	3.5%
Farmers (Crop and Vegetables)	1,315	4.7%
HouseKeepers	2,294	8.2%
No Occupation	14,623	52.1%
Others	2,859	10.2%
Grand Total	28,088	-



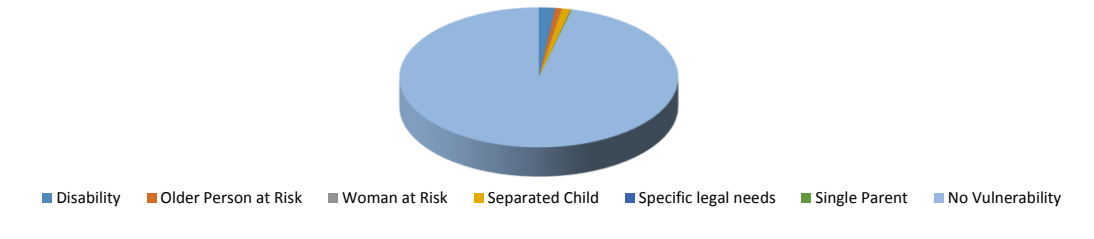
Breakdown by Place of Return

Return Area	Female	Male	Total	%
Baidoa	500	576	1,076	3.8%
Kismayo	12,320	12,150	24,470	87.1%
Luuq	74	94	168	0.6%
Mogadishu	1,158	1,186	2,344	8.3%
Afmadow	20	10	30	0.1%
Grand Total	14,072	14,016	28,088	-



Breakdown by Vulnerability

Vulnerability	Individuals	%
Disability	539	1.9%
Older Person at Risk	197	0.7%
Woman at Risk	14	0.0%
Separated Child	292	1.0%
Specific legal needs	11	0.0%
Single Parent	18	0.1%
No Vulnerability	27,017	96.2%
Grand Total	28,088	-

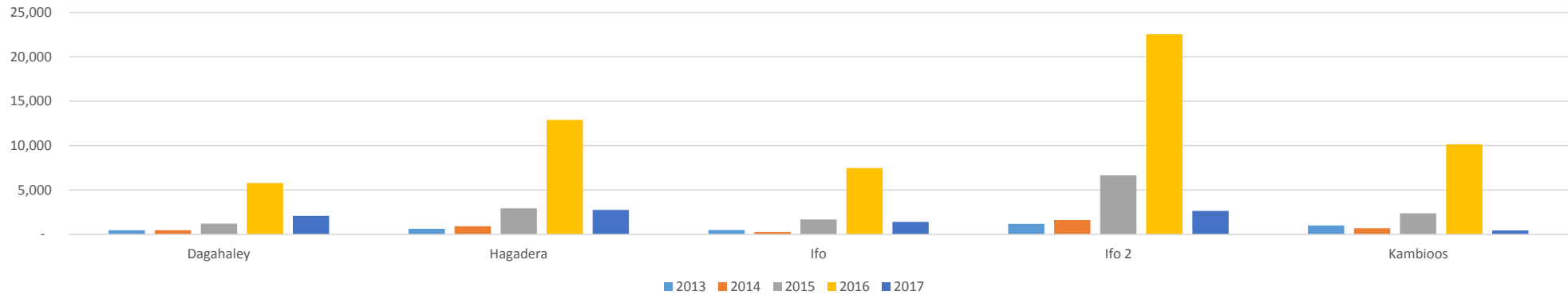


Trends of POCs Approaching the Return Help Desk

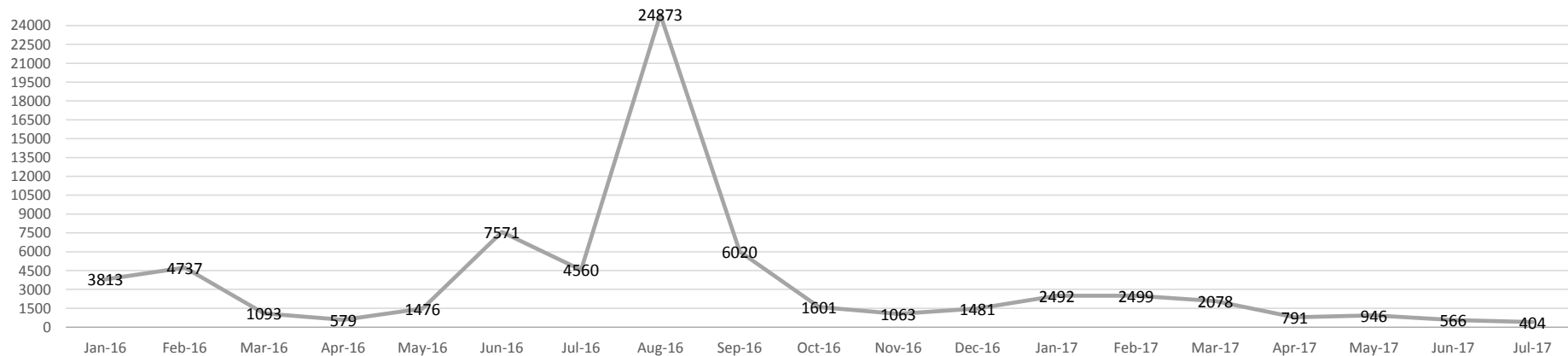
Trends POCs Approaching Return Help Desk Per Year Per Camp as of 14th July 2017

Years	Dagahaley	Hagadera	Ifo	Ifo 2	Kambioos	Total	
2013		465	627	490	1,186	1,009	3,777
2014		470	925	275	1,618	703	3,991
2015		1,215	2,937	1,685	6,668	2,384	14,889
2016		5,793	12,910	7,474	22,552	10,139	58,868
2017		2,087	2,762	1,410	2,657	455	9,371
Jul-17		35	178	115	76	-	404
Grand Total		10,065	20,339	11,449	34,757	14,690	91,300

Trends of POCs Approaching the Return Help Desk per year per camp

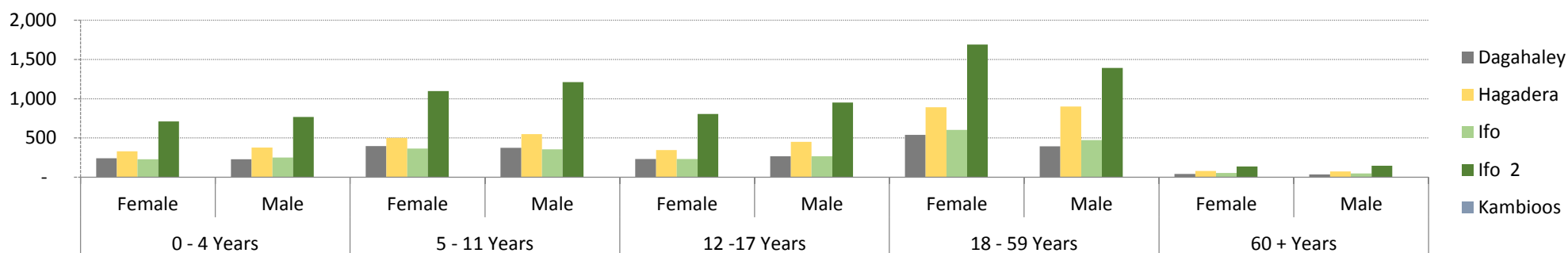


Trends of POCs Approaching the Return Help Desk between January 2016 and July 2017



Return Help Desk Statistics Per Camp for those willing to Return as of 14th July 2017

Camp	0 - 4 Years		5 - 11 Years		12 -17 Years		18 - 59 Years		60 + Years		Total	%
	Female	Male	Female	Male	Female	Male	Female	Male	Female	Male		
Dagahaley	243	228	397	374	232	266	540	393	41	37	2,751	14%
Hagadera	331	377	501	549	347	450	890	901	81	72	4,499	24%
Ifo	230	250	366	355	233	268	604	473	56	48	2,883	15%
Ifo 2	711	769	1,096	1,212	805	951	1,689	1,393	136	147	8,909	47%
Kambioos	-	-	-	-	-	-	-	-	-	-	-	0%
Grand Total	1,515	1,624	2,360	2,490	1,617	1,935	3,723	3,160	314	304	19,042	-



Place of Return to Somalia

Time of Return to Somalia per Camp

Is it Area of Origin?

Camp

Place of Return	Is it Area of Origin?			Total	Return Period	Camp					Total
	Yes	No	Unknown			Dagahaley	Hagadera	Ifo	Ifo 2	Kambioos	
Kismayo	5,079	8,191	62	13,332	3 Months	2,741	4,476	2,814	8,811	-	18,842
Mogadishu	1,238	769	32	2,039	3 to 6 Months	1	17	39	76	-	133
Baidoa	1,094	1,653	23	2,770	In one year period	4	-	-	-	-	4
Dinsor	22	-	-	22	Other	5	6	30	22	-	63
Luuq	72	140	7	219	Grand Total	2,751	4,499	2,883	8,909	-	19,042
Belet Hawa	11	7	5	23							
Buale	26	9	5	40							
Other	375	212	10	597							
Grand Total	7,917	10,981	144	19,042	<i>"Other" Place of Return refers to: Sakow, Bardera, Afmadow, Jamame, El Waq, Jilib, Marka, Afgoye, Belet Weyne, Garbahare, Abduwaaq, Wajid, Kurtun Warey, Barbera, Qansah Dere, Jowhar, Bosaso and Galkayo</i>						

Status	Total
Total Interviewed	91,300
Willing to Return	90,726
Not willing to Return	574
Returnees	67,402
Inactivated	4,282
Active	19,042

From the launch of Return Help Desk in all Dadaab's camps at the end of November 2013; 91,300 PoCs were interviewed and 90,726 among them have expressed their intention to repatriate to Somalia. 67,402 Individuals have been repatriated to Somalia as of 14th July 2017. 4,282 have been inactivated in proGres database for No-show or spontaneous departure. While 19,042 refugees willing to return (in principle) remain active.