



WEEKLY UPDATE | Voluntary Repatriation of Somali Refugees From Kenya.

2017 DEPARTURES FROM KENYA			
Location	Female	Male	Total
Dadaab	14,873	14,846	29,719
Nairobi	16	11	27
Kakuma	600	658	1,258
Grand Total	15,489	15,515	31,004

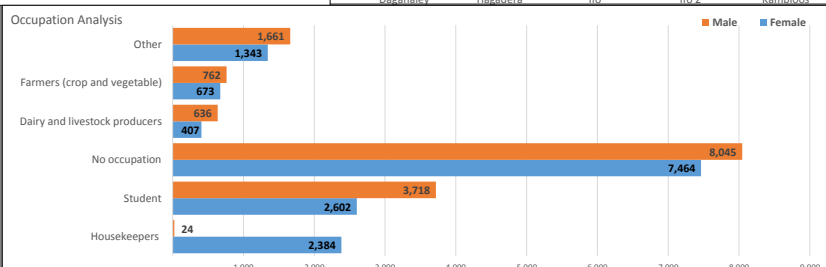
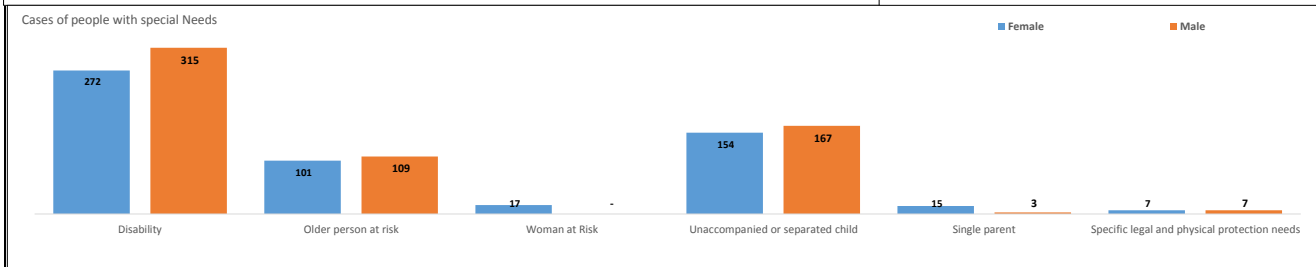
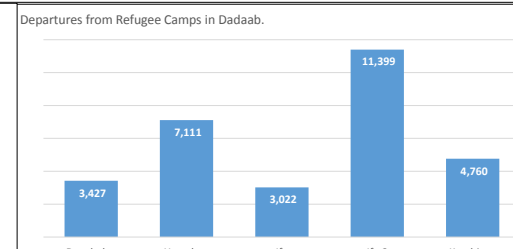
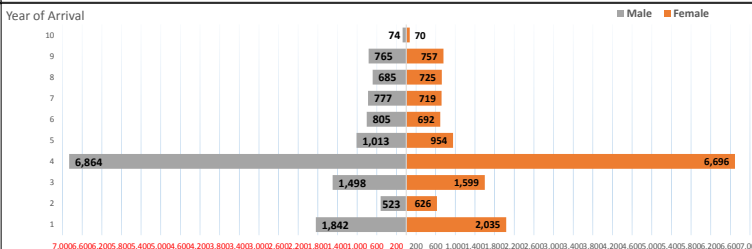
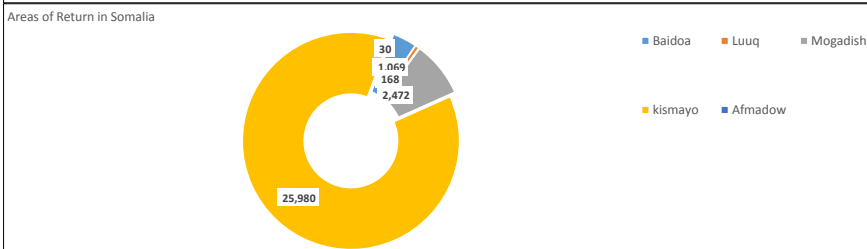
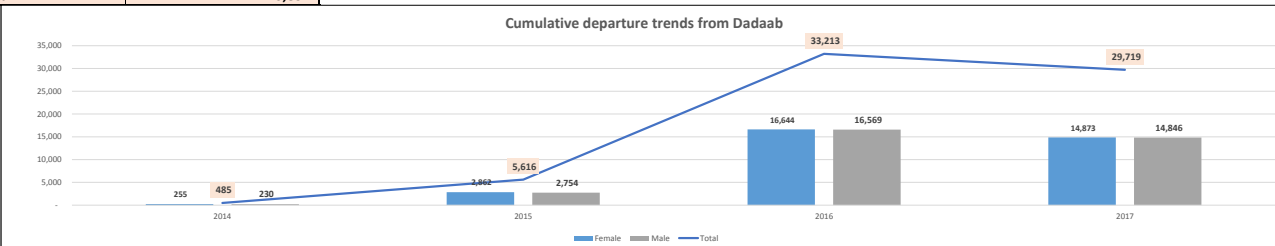
CUMULATIVE DEPARTURES FROM KENYA			
Location	Female	Male	Total
Dadaab	34,634	34,399	69,033
Nairobi	25	26	51
Kakuma	865	945	1,810
Grand Total	35,524	35,370	70,894

CUMULATIVE AREA OF RETURN FROM KENYA	
Area of Return	Grand Total
Kismayu	45,773
Mogadishu	12,153
Baidoa	9,558
Luuq	3,340
Afmadow	30
Afgoye	40
Total	70,894

CUMULATIVE DEPARTURES FROM DADAAB			
Year	Female	Male	Total
2014	255	230	485
2015	2,862	2,754	5,616
2016	16,644	16,569	33,213
2017	14,873	14,846	29,719
Total	34,634	34,399	69,033

2017 DADAAB SUMMARY	
Details	Totals
No. of Households	6,470
No. of Individuals	29,719
No. of Females	14,873
No. of Males	14,846
No. of Special Needs	1,167

CONVOYS SUMMARY	
ROAD CONVOYS	141
FLIGHTS	
Mogadishu	210
Kismayu	165
Baidoa	29



Source: UNHCR S.O Dadaab (ProGres)
 Contacts: Mr. Denis Alma Kujindje, Senior Protection Coordinator: kujindje@unhcr.org

Profile of Voluntary Repatriation Departures

Cumulative Analysis

Reported Departures from the 1st January to 18th August 2017

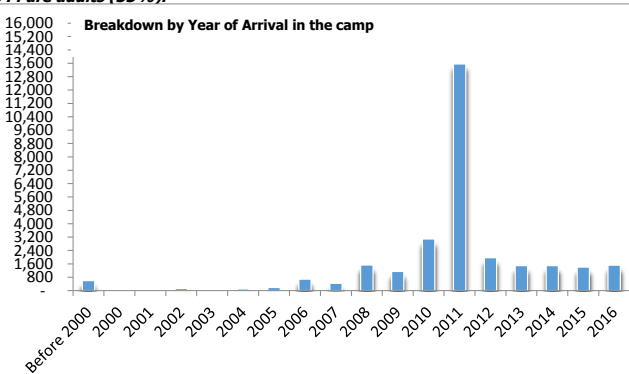
Breakdown by Camp of Asylum, Age and Gender

Breakdown by Marital Status

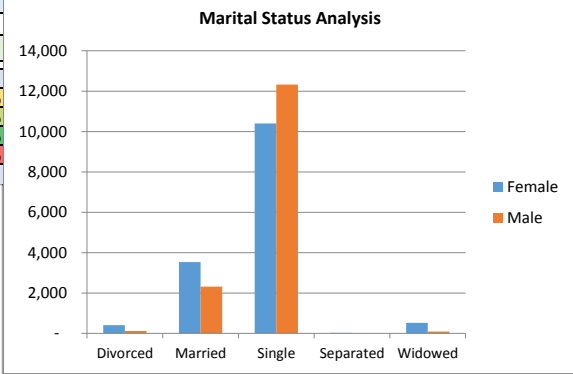
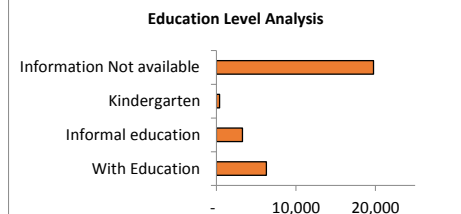
Camp	0 - 4			5 - 11			12 - 17			18 - 59			60+			Grand Total			Marital Status	Female	Male	Total	%
	F	M	Total	F	M	Total	F	M	Total	F	M	Total	F	M	Total	Persons	%	HouseHolds					
Dagahaley	341	312	653	535	557	1,092	294	310	604	590	393	983	57	38	95	3,427	11.5%	729	Divorced	405	114	519	1.7%
Hagadera	662	744	1,406	975	996	1,971	566	669	1,235	1,315	970	2,285	117	97	214	7,111	23.9%	1,742	Married	3,530	2,311	5,841	19.7%
Ifo	292	354	646	417	413	830	234	270	504	561	383	944	49	49	98	3,022	10.2%	754	Single	10,395	12,320	22,715	76.4%
Ifo 2	1,020	1,053	2,073	1,454	1,646	3,100	1,038	1,334	2,372	1,898	1,636	3,534	118	202	320	11,399	38.4%	2,288	Separated	25	8	33	0.1%
Kambioos	437	467	904	652	687	1,339	426	520	946	780	673	1,453	45	73	118	4,760	16.0%	957	Widowed	518	93	611	2.1%
Grand Total	2,752	2,930	5,682	4,033	4,299	8,332	2,558	3,103	5,661	5,144	4,055	9,199	386	459	845	29,719	-	6,470	Grand Total	14,873	14,846	29,719	-

NB: 19675 returnees are minors representing 68% and 10044 are adults (33%).

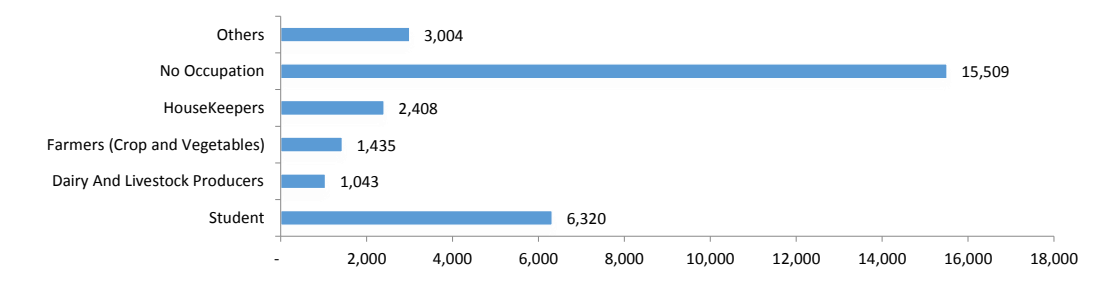
Breakdown by Year of Arrival in the camp				
Arrival Year	F	M	Total	%
Before 2000	372	232	604	2.0%
2000	32	25	57	0.2%
2001	35	26	61	0.2%
2002	64	68	132	0.4%
2003	36	43	79	0.3%
2004	54	53	107	0.4%
2005	87	97	184	0.6%
2006	339	345	684	2.3%
2007	217	219	436	1.5%
2008	799	734	1,533	5.2%
2009	626	523	1,149	3.9%
2010	1,599	1,498	3,097	10.4%
2011	6,696	6,864	13,560	45.6%
2012	954	1,013	1,967	6.6%
2013	692	805	1,497	5.0%
2014	719	777	1,496	5.0%
2015	725	685	1,410	4.7%
2016	757	765	1,522	5.1%
2017	70	74	144	0.5%
Grand Total	14,873	14,846	29,719	-



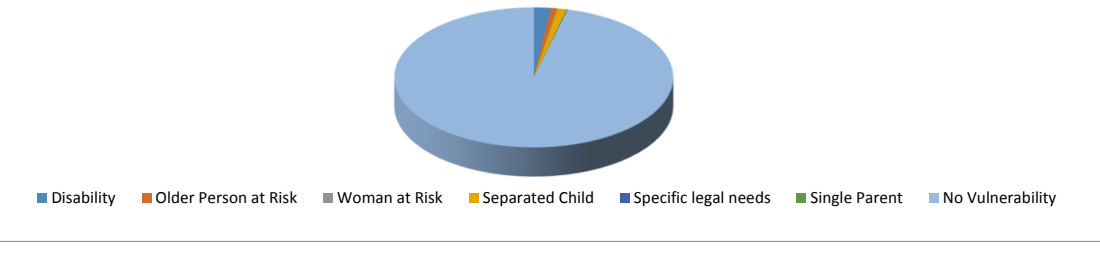
Breakdown by Education Level			
Education Level	Total	%	
With Education	6,284	21%	
Informal education	3,271	11%	
Kindergarten	406	1%	
Information Not available	19,758	66%	
Grand Total	29,719	-	



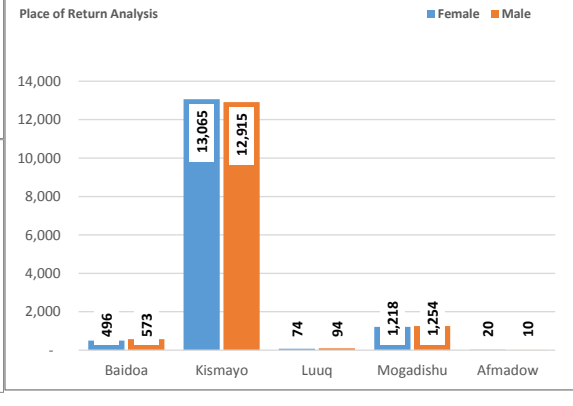
Breakdown by Occupation		
Occupation	Total	%
Student	6,320	21.3%
Dairy And Livestock Producers	1,043	3.5%
Farmers (Crop and Vegetables)	1,435	4.8%
HouseKeepers	2,408	8.1%
No Occupation	15,509	52.2%
Others	3,004	10.1%
Grand Total	29,719	-



Breakdown by Vulnerability		
Vulnerability	Individuals	%
Disability	587	2.0%
Older Person at Risk	210	0.7%
Woman at Risk	17	0.1%
Separated Child	321	1.1%
Specific legal needs	14	0.0%
Single Parent	18	0.1%
No Vulnerability	28,552	96.1%
Grand Total	29,719	-



Breakdown by Place of Return				
Return Area	Female	Male	Total	%
Baidoa	496	573	1,069	3.6%
Kismayo	13,065	12,915	25,980	87.4%
Luuq	74	94	168	0.6%
Mogadishu	1,218	1,254	2,472	8.3%
Afmadow	20	10	30	0.1%
Grand Total	14,873	14,846	29,719	-

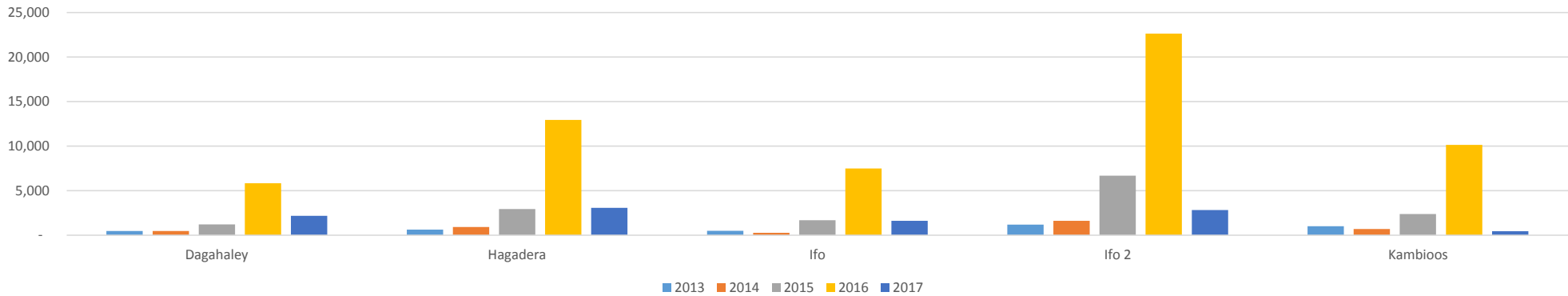


Trends of POCs Approaching the Return Help Desk

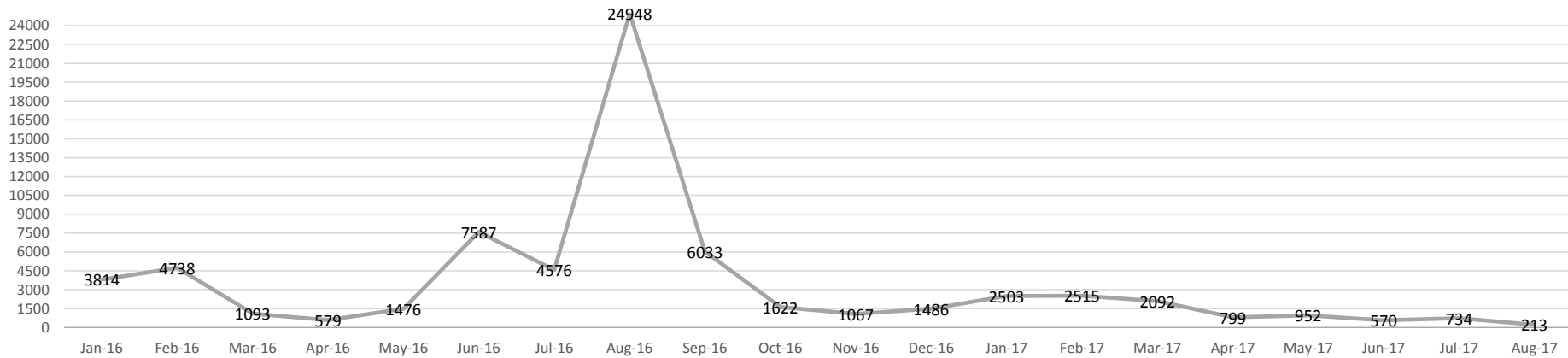
Trends POCs Approaching Return Help Desk Per Year Per Camp as of 18th August 2017

Years	Dagahaley	Hagadera	Ifo	Ifo 2	Kambioos	Total
2013	465	627	490	1,186	1,009	3,777
2014	470	925	275	1,618	703	3,991
2015	1,214	2,945	1,685	6,683	2,384	14,911
2016	5,825	12,939	7,483	22,634	10,139	59,020
2017	2,183	3,071	1,622	2,833	455	10,164
Aug-17	50	96	32	35	-	213
Grand Total	10,207	20,603	11,587	34,989	14,690	92,076

Trends of POCs Approaching the Return Help Desk per year per camp

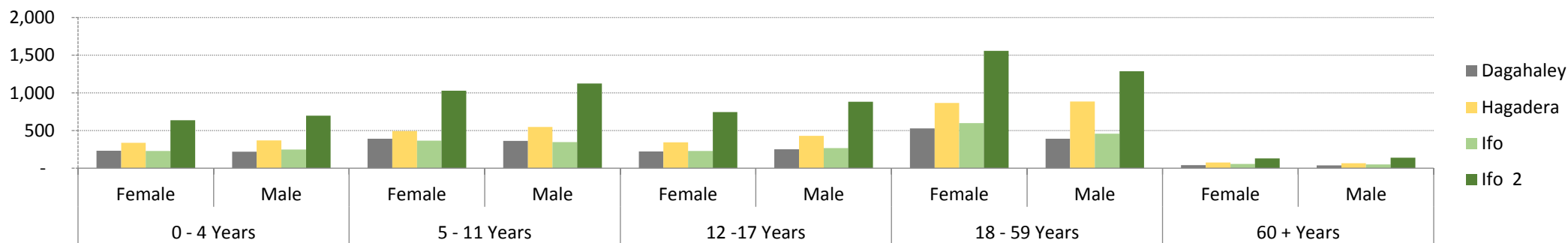


Trends of POCs Approaching the Return Help Desk between January 2016 and August 2017



Return Help Desk Statistics Per Camp for those willing to Return as of 18th August 2017

Camp	0 - 4 Years		5 - 11 Years		12 -17 Years		18 - 59 Years		60 + Years		Total	%
	Female	Male	Female	Male	Female	Male	Female	Male	Female	Male		
Dagahaley	232	219	390	361	221	252	527	392	41	36	2,671	15%
Hagadera	337	368	494	547	343	430	865	884	76	67	4,411	24%
Ifo	230	249	366	348	230	266	598	459	57	50	2,853	16%
Ifo 2	637	698	1,028	1,126	744	883	1,558	1,286	131	138	8,229	45%
Grand Total	1,436	1,534	2,278	2,382	1,538	1,831	3,548	3,021	305	291	18,164	-



Place of Return to Somalia

Time of Return to Somalia per Camp

Is it Area of Origin?

Camp

Place of Return	Is it Area of Origin?			Total	Return Period	Camp				Total	%
	Yes	No	Unknown			Dagahaley	Hagadera	Ifo	IFO 2		
Kismayo	4,933	7,604	63	12,600	3 Months	2,661	4,388	2,784	8,130	17,963	98.89%
Mogadishu	1,211	752	24	1,987	3 to 6 Months	1	17	39	77	134	0.74%
Baidoa	1,079	1,586	23	2,688	In one year period	4	-	-	-	4	0.02%
Dinsor	22	-	-	22	Other	5	6	30	22	63	0.35%
Luuq	72	141	6	219	Grand Total	2,671	4,411	2,853	8,229	18,164	
Belet Hawa	11	7	5	23							
Buale	26	9	5	40							
Other	372	203	10	585							
Grand Total	7,726	10,302	136	18,164	<i>"Other" Place of Return refers to: Sakow, Bardera, Afmadow, Jamame, El Waq, Jilib, Marka, Afgoye, Belet Weyne, Garbahare, Abduwaq, Wajid, Kurtun Warey, Barbera, Qansah Dere, Jowhar, Bosaso and Galkayo</i>						

Status	Total	From the launch of Return Help Desk in all Dadaab's camps at the end of November 2013; 92,076 PoCs were interviewed and 91,488 among them have expressed their intention to repatriate to Somalia. 69,033 Individuals have been repatriated to Somalia as of 18th August 2017. 4,291 have been inactivated in proGres database for No-show or spontaneous departure. While 18,164 refugees willing to return (in principle) remain active.
Total Interviewed	92,076	
Willing to Return	91,488	
Not willing to Return	588	
Returnees	69,033	
Inactivated	4,291	
Active	18,164	