

## Statistical summary

as of  
31-Oct-17

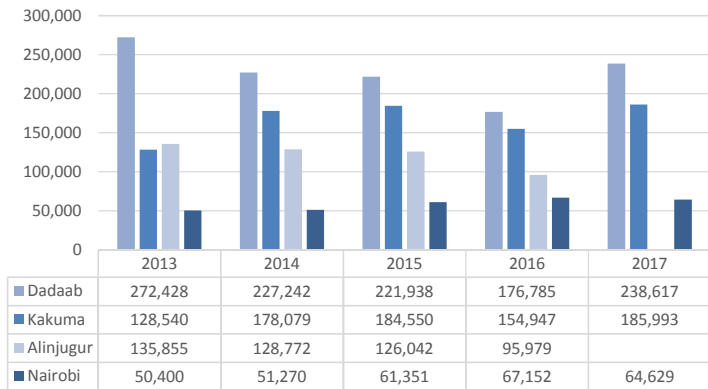
### Refugees and Asylum Seekers in Kenya

	Total	Dadaab	Kakuma	Nairobi	
<b>A. Refugees and Asylum Seekers</b>	<b>489,239</b>	<b>238,617</b>	<b>185,993</b>	<b>64,629</b>	- Page 2
<b>B. Registration</b>	<b>34,524</b>	<b>275</b>	<b>21,621</b>	<b>12,628</b>	- Page 6
<b>C. Refugee Status Determination</b>					- Page 7
1. Applied	17,705	422	8,275	9,008	
2. Recognized	1,159	0	127	1,032	
3. Rejected	0	0	0	0	
4. Pending	55,892	1,619	25,114	29,159	
<b>D. 2017 Resettlement Submissions</b>	<b>1,327</b>				- Page 8
<b>E. 2017 Resettlement Departures</b>	<b>3,629</b>				- Page 9
<b>F. 2017 Voluntary Repatriation</b>	<b>34,057</b>				- Page 10

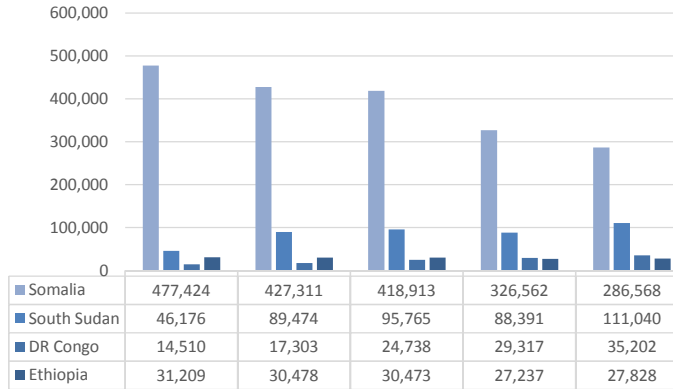
**REFUGEES AND ASYLUM SEEKERS IN KENYA BY COUNTRY OF ORIGIN AND LOCATION**

Country of Origin	2013					2014					2015					2016					2017			
	Alinjugur	Dadaab	Kakuma	Nairobi	Total	Alinjugur	Dadaab	Kakuma	Nairobi	Total	Alinjugur	Dadaab	Kakuma	Nairobi	Total	Alinjugur	Dadaab	Kakuma	Nairobi	Total	Dadaab	Kakuma	Nairobi	Total
<b>Total</b>	<b>135,855</b>	<b>272,428</b>	<b>128,540</b>	<b>50,400</b>	<b>587,223</b>	<b>128,772</b>	<b>227,242</b>	<b>178,079</b>	<b>51,270</b>	<b>585,363</b>	<b>126,042</b>	<b>221,938</b>	<b>184,550</b>	<b>61,351</b>	<b>593,881</b>	<b>95,979</b>	<b>176,785</b>	<b>154,947</b>	<b>67,152</b>	<b>494,863</b>	<b>238,617</b>	<b>185,993</b>	<b>64,629</b>	<b>489,239</b>
<b>Somalia</b>	132,611	258,596	53,816	32,401	<b>477,424</b>	125,584	213,466	56,180	32,081	<b>427,311</b>	122,663	208,741	54,886	32,623	<b>418,913</b>	93,342	165,388	37,813	30,019	<b>326,562</b>	229,592	37,476	19,500	<b>286,568</b>
<b>South Sudan</b>	1	803	45,309	63	<b>46,176</b>	1	1,334	87,957	182	<b>89,474</b>	32	1,277	93,413	1,043	<b>95,765</b>	13	1,095	84,983	2,300	<b>88,391</b>	972	104,757	5,311	<b>111,040</b>
<b>DR Congo</b>	2	129	7,809	6,570	<b>14,510</b>	5	220	8,966	8,112	<b>17,303</b>	154	187	9,861	14,536	<b>24,738</b>	68	150	9,753	19,346	<b>29,317</b>	113	11,291	23,798	<b>35,202</b>
<b>Ethiopia</b>	3,236	12,746	7,272	7,955	<b>31,209</b>	3,176	11,889	7,772	7,641	<b>30,478</b>	3,094	11,399	7,595	8,385	<b>30,473</b>	2,525	9,873	5,366	9,473	<b>27,237</b>	7,715	10,444	9,669	<b>27,828</b>
<b>Sudan</b>	0	21	7,666	275	<b>7,962</b>	-	69	9,366	196	<b>9,631</b>	-	74	10,023	169	<b>10,266</b>	1	58	9,078	169	<b>9,306</b>	53	9,703	169	<b>9,925</b>
<b>Burundi</b>	0	18	5,024	411	<b>5,453</b>	1	155	5,985	427	<b>6,568</b>	70	138	6,804	1,300	<b>8,312</b>	14	120	6,164	2,163	<b>8,461</b>	85	9,788	2,691	<b>12,564</b>
<b>Uganda</b>	3	56	914	148	<b>1,121</b>	3	57	1,038	301	<b>1,399</b>	12	67	1,158	670	<b>1,907</b>	7	72	1,159	732	<b>1,970</b>	57	1,726	773	<b>2,556</b>
<b>Rwanda</b>	0	18	554	858	<b>1,430</b>	-	17	616	810	<b>1,443</b>	14	20	615	960	<b>1,609</b>	6	17	505	1,102	<b>1,630</b>	14	606	1,027	<b>1,647</b>
<b>Eritrea</b>	0	31	115	1,602	<b>1,748</b>	-	23	129	1,414	<b>1,566</b>	-	18	126	1,481	<b>1,625</b>	-	9	55	1,526	<b>1,590</b>	8	59	1,280	<b>1,347</b>
<b>Other</b>	2	10	61	117	<b>190</b>	2	12	70	106	<b>190</b>	3	17	69	184	<b>273</b>	3	3	71	322	<b>399</b>	8	143	411	<b>562</b>

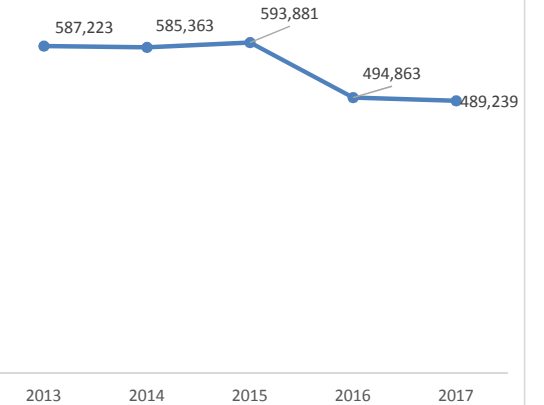
TREND BY LOCATION



TREND BY MAJOR COUNTRIES OF ORIGIN

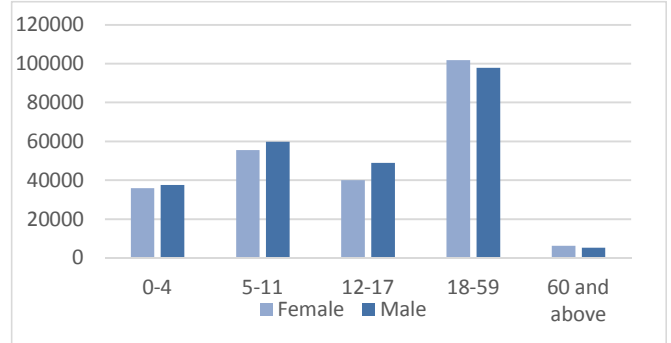


TREND SINCE 2013

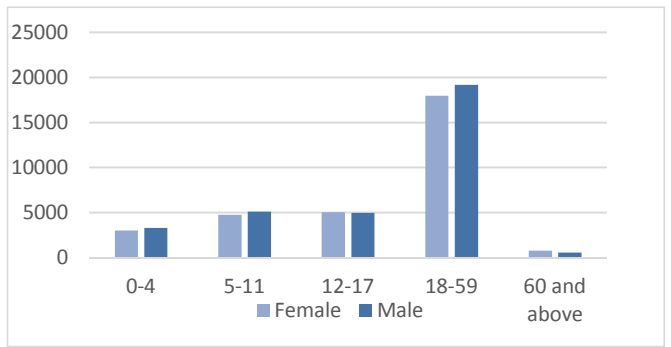


## REFUGEES AND ASYLUM SEEKERS IN KENYA : DEMOGRAPHIC BREAKDOWN

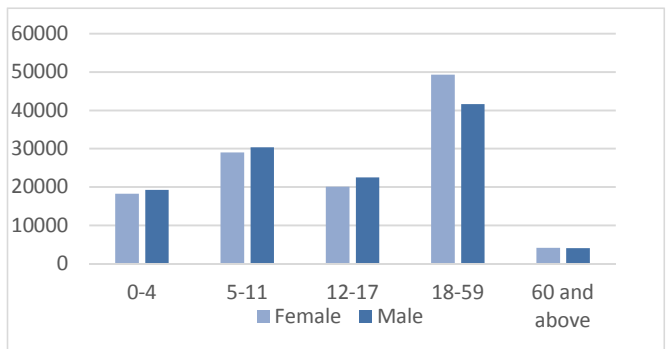
Total Kenya	Age Group	Sex				Total	
		Female		Male			
		#	%	#	%	#	%
	0-4	35,930	7.3%	37,663	7.7%	73,593	15.0%
	5-11	55,491	11.3%	59,745	12.2%	115,236	23.6%
	12-17	40,112	8.2%	49,015	10.0%	89,127	18.2%
	18-59	101,731	20.8%	97,843	20.0%	199,574	40.8%
	60 and above	6,378	1.3%	5,331	1.1%	11,709	2.4%
	<b>Total</b>	<b>239,642</b>	<b>49.0%</b>	<b>249,597</b>	<b>51.0%</b>	<b>489,239</b>	



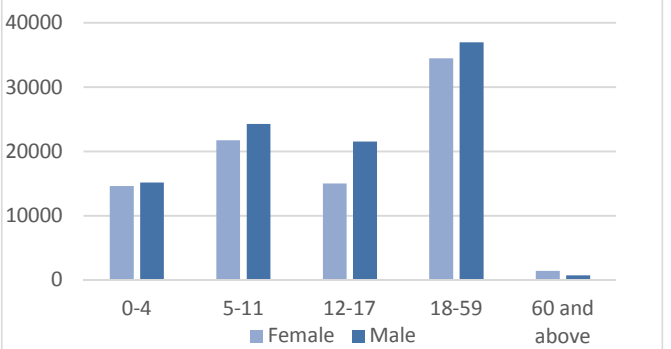
Nairobi	Age Group	Sex				Total	
		Female		Male			
		#	%	#	%	#	%
	0-4	3,025	4.7%	3,284	5.1%	6,309	9.8%
	5-11	4,753	7.4%	5,089	7.9%	9,842	15.2%
	12-17	5,018	7.8%	4,975	7.7%	9,993	15.5%
	18-59	17,974	27.8%	19,166	29.7%	37,140	57.5%
	60 and above	783	1.2%	562	0.9%	1,345	2.1%
	<b>Total</b>	<b>31,553</b>	<b>48.8%</b>	<b>33,076</b>	<b>51.2%</b>	<b>64,629</b>	



Dadaab	Age Group	Sex				Total	
		Female		Male			
		#	%	#	%	#	%
	0-4	18,285	7.7%	19,234	8.1%	37,519	15.7%
	5-11	28,989	12.1%	30,351	12.7%	59,340	24.9%
	12-17	20,074	8.4%	22,499	9.4%	42,573	17.8%
	18-59	49,282	20.7%	41,670	17.5%	90,952	38.1%
	60 and above	4,168	1.7%	4,065	1.7%	8,233	3.5%
	<b>Total</b>	<b>120,798</b>	<b>50.6%</b>	<b>117,819</b>	<b>49.4%</b>	<b>238,617</b>	



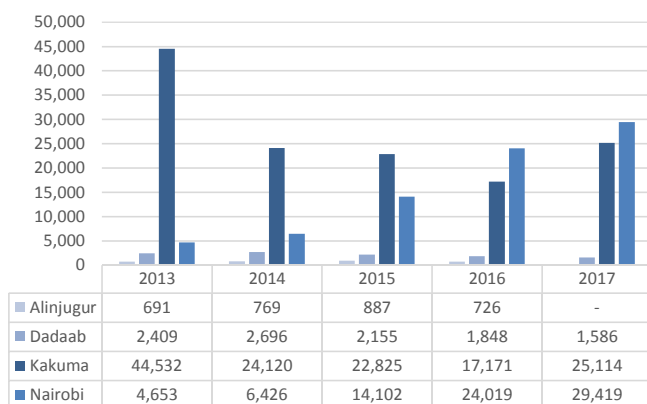
Kakuma	Age Group	Sex				Total	
		Female		Male			
		#	%	#	%	#	%
	0-4	14,620	7.9%	15,145	8.1%	29,765	16.0%
	5-11	21,749	11.7%	24,305	13.1%	46,054	24.8%
	12-17	15,020	8.1%	21,541	11.6%	36,561	19.7%
	18-59	34,475	18.5%	37,007	19.9%	71,482	38.4%
	60 and above	1,427	0.8%	704	0.4%	2,131	1.1%
	<b>Total</b>	<b>87,291</b>	<b>46.9%</b>	<b>98,702</b>	<b>53.1%</b>	<b>185,993</b>	



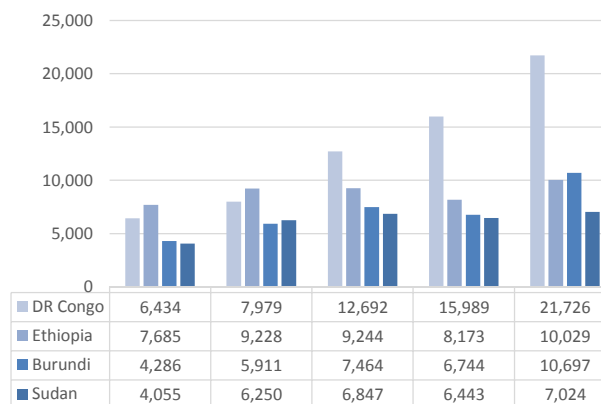
### ASYLUM SEEKERS STATISTICS BY COUNTRY OF ORIGIN AND LOCATION

Country of Origin	2013					2014					2015					2016					2017			
	Alinjugur	Dadaab	Kakuma	Nairobi	Total	Alinjugur	Dadaab	Kakuma	Nairobi	Total	Alinjugur	Dadaab	Kakuma	Nairobi	Total	Alinjugur	Dadaab	Kakuma	Nairobi	Total	Dadaab	Kakuma	Nairobi	Total
<b>Total</b>	691	2,409	44,532	4,653	52,285	769	2,696	24,120	6,426	34,011	887	2,155	22,825	14,102	39,969	726	1,848	17,171	24,019	43,764	1,586	25,114	29,419	56,119
DR Congo	-	-	4,985	1,449	6,434	3	74	5,297	2,605	7,979	122	17	4,302	8,251	12,692	39	16	2,523	13,411	15,989	14	3,970	17,742	21,726
Ethiopia	521	2,123	2,871	2,170	7,685	610	2,262	4,360	1,996	9,228	514	1,900	4,147	2,683	9,244	425	1,583	2,133	4,032	8,173	1,129	3,722	5,178	10,029
Burundi	-	3	4,156	127	4,286	1	140	5,634	136	5,911	63	97	6,323	981	7,464	11	38	4,901	1,794	6,744	26	8,405	2266	10,697
Sudan	-	-	4,015	40	4,055	-	6	6,225	19	6,250	-	9	6,806	32	6,847	-	2	6,385	56	6,443	2	6,955	67	7,024
Uganda	-	3	446	70	519	-	7	636	165	808	9	9	744	508	1,270	1	10	783	545	1,339	9	1,327	583	1,919
Somalia	170	111	1,685	154	2,120	155	99	1,434	932	2,620	164	89	61	679	993	244	162	109	1,599	2,114	361	220	1,924	2,505
Rwanda	-	4	194	301	499	-	6	343	269	618	14	11	344	427	796	6	10	281	613	910	11	386	654	1,051
Eritrea	-	2	54	260	316	-	3	68	162	233	-	3	57	336	396	-	2	12	495	509	2	14	643	659
Other	-	7	52	66	125	-	8	52	56	116	1	14	38	120	173	-	3	44	246	293	4	113	329	446
South Sudan	-	156	26,074	16	26,246	-	91	71	86	248	-	6	3	85	94	-	22	-	1,228	1,250	28	2	33	63

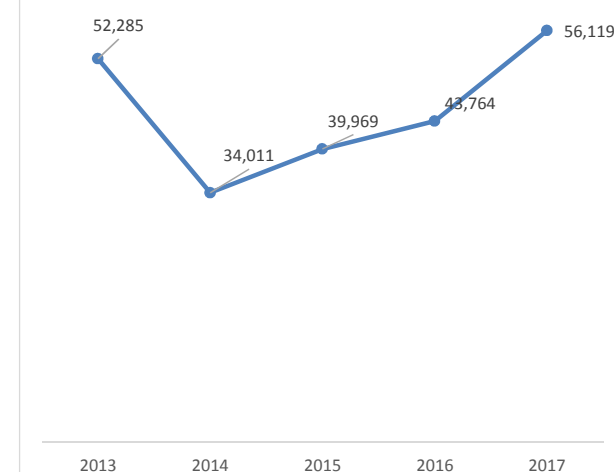
TREND BY LOCATION



TREND BY MAJOR COUNTRIES OF ORIGIN



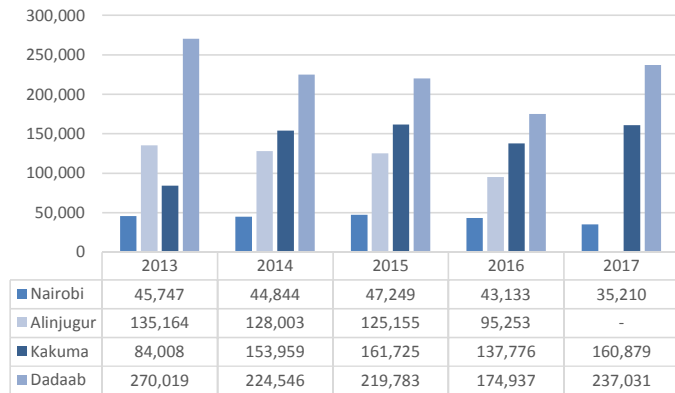
TREND SINCE 2013



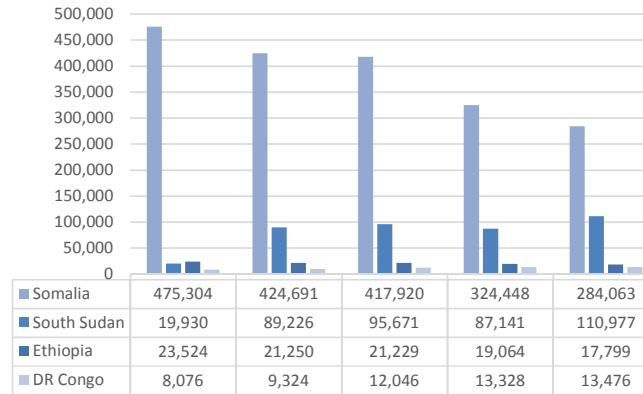
**REFUGEES IN KENYA BY COUNTRY OF ORIGIN AND LOCATION**

Country of Origin	2013					2014					2015					2016					2017			
	Alinjugur	Dadaab	Kakuma	Nairobi	Total	Alinjugur	Dadaab	Kakuma	Nairobi	Total	Alinjugur	Dadaab	Kakuma	Nairobi	Total	Alinjugur	Dadaab	Kakuma	Nairobi	Total	Dadaab	Kakuma	Nairobi	Total
<b>Total</b>	<b>135,164</b>	<b>270,019</b>	<b>84,008</b>	<b>45,747</b>	<b>534,938</b>	<b>128,003</b>	<b>224,546</b>	<b>153,959</b>	<b>44,844</b>	<b>551,352</b>	<b>125,155</b>	<b>219,783</b>	<b>161,725</b>	<b>47,249</b>	<b>553,912</b>	<b>95,253</b>	<b>174,937</b>	<b>137,776</b>	<b>43,133</b>	<b>451,099</b>	<b>237,031</b>	<b>160,879</b>	<b>35,210</b>	<b>433,120</b>
<b>Somalia</b>	132,441	258,485	52,131	32,247	<b>475,304</b>	125,429	213,367	54,746	31,149	<b>424,691</b>	122,499	208,652	54,825	31,944	<b>417,920</b>	93,099	165,225	37,704	28,420	<b>324,448</b>	229,231	37,256	17,576	<b>284,063</b>
<b>South Sudan</b>	1	647	19,235	47	<b>19,930</b>	1	1,243	87,886	96	<b>89,226</b>	32	1,271	93,410	958	<b>95,671</b>	13	1,073	84,983	1,072	<b>87,141</b>	944	104,755	5,278	<b>110,977</b>
<b>Ethiopia</b>	2,715	10,623	4,401	5,785	<b>23,524</b>	2,566	9,627	3,412	5,645	<b>21,250</b>	2,580	9,499	3,448	5,702	<b>21,229</b>	2,099	8,291	3,233	5,441	<b>19,064</b>	6,586	6,722	4,491	<b>17,799</b>
<b>DR Congo</b>	2	129	2,824	5,121	<b>8,076</b>	2	146	3,669	5,507	<b>9,324</b>	32	170	5,559	6,285	<b>12,046</b>	29	134	7,230	5,935	<b>13,328</b>	99	7,321	6,056	<b>13,476</b>
<b>Sudan</b>	-	21	3,651	235	<b>3,907</b>	-	63	3,141	177	<b>3,381</b>	-	65	3,217	137	<b>3,419</b>	1	56	2,693	113	<b>2,863</b>	51	2,748	102	<b>2,901</b>
<b>Burundi</b>	-	15	868	284	<b>1,167</b>	-	15	351	291	<b>657</b>	7	41	481	319	<b>848</b>	3	82	1,263	369	<b>1,717</b>	59	1,383	425	<b>1,867</b>
<b>Eritrea</b>	-	29	61	1,342	<b>1,432</b>	-	20	61	1,252	<b>1,333</b>	-	15	69	1,145	<b>1,229</b>	-	7	43	1,031	<b>1,081</b>	6	45	637	<b>688</b>
<b>Rwanda</b>	-	14	360	557	<b>931</b>	-	11	273	541	<b>825</b>	-	9	271	533	<b>813</b>	-	7	224	489	<b>720</b>	3	220	373	<b>596</b>
<b>Uganda</b>	3	53	468	78	<b>602</b>	3	50	402	136	<b>591</b>	3	58	414	162	<b>637</b>	6	62	376	187	<b>631</b>	48	399	190	<b>637</b>
<b>Other</b>	2	3	9	51	<b>65</b>	2	4	18	50	<b>74</b>	2	3	31	64	<b>100</b>	3	-	27	76	<b>106</b>	4	30	82	<b>116</b>

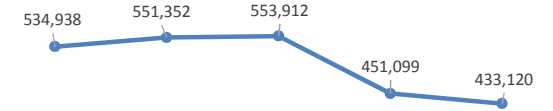
TREND BY LOCATION



TREND BY MAJOR COUNTRIES OF ORIGIN



TREND SINCE 2013



# KENYA REGISTRATION TREND BY LOCATION AND COUNTRY OF ORIGIN

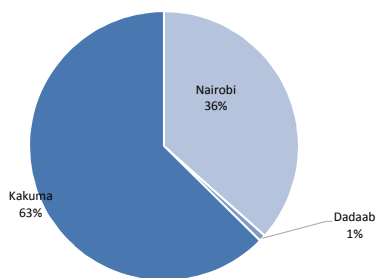
Total Kenya	Month	Total	AFG	ANG	BDI	BKF	CAR	COB	COD	CMR	ERT	ETH	ICO	LBR	NIG/ML	RSA	RWA	SLE	SOM	SSD	SUD	SYR	TAN	TIB	UGA	YEM	Other	ZIM	
	Jan	5,078	1	1	257	0	0	18	2,110	1	13	207	1	0	0	0	23	0	189	2,070	68	0	0	0	91	28	0	0	
	Feb	5,967	0	0	641	0	1	21	1,403	1	48	387	0	0	0	0	38	0	492	2,653	139	0	0	0	125	18	0	0	
	Mar	2,989	0	0	341	0	0	0	405	0	20	209	0	0	1	0	21	0	228	1,656	65	0	2	0	32	9	0	0	
	Apr	3,032	0	0	309	0	0	9	245	1	13	208	0	0	0	0	11	0	144	1,986	56	0	0	0	50	0	0	0	
	May	6,160	0	0	737	0	0	0	412	0	15	265	2	0	1	0	15	0	198	4,356	88	0	1	0	68	2	0	0	
	Jun	3,468	0	0	496	0	0	11	494	1	21	191	0	0	0	0	11	0	132	1,999	22	0	0	0	81	6	2	1	
	Jul	2,992	0	0	373	0	0	4	379	0	21	189	0	0	0	0	20	0	189	1,699	26	0	0	0	76	14	2	0	
	Aug	1,742	2	0	226	0	0	2	196	1	7	113	0	0	0	0	8	0	101	1,056	9	1	0	0	19	1	0	0	
	Sep	1,821	0	0	200	0	0	0	374	0	23	145	0	0	0	0	16	0	135	862	31	0	0	0	33	2	0	0	
	Oct	1,275	0	0	148	0	0	0	356	0	12	137	0	0	0	0	13	0	82	489	7	0	0	0	23	4	4	0	
	Nov	0																											
	Dec	0																											
<b>Total</b>	<b>34,524</b>	<b>3</b>	<b>1</b>	<b>3,728</b>	<b>0</b>	<b>1</b>	<b>65</b>	<b>6,374</b>	<b>5</b>	<b>193</b>	<b>2,051</b>	<b>3</b>	<b>0</b>	<b>2</b>	<b>0</b>	<b>176</b>	<b>0</b>	<b>1,890</b>	<b>18,826</b>	<b>511</b>	<b>1</b>	<b>3</b>	<b>0</b>	<b>598</b>	<b>84</b>	<b>0</b>	<b>1</b>		

Nairobi	Month	Total	AFG	ANG	BDI	BKF	CAR	COB	COD	CMR	ERT	ETH	IND	LBR	NIG/ML	RSA	RWA	SLE	SOM	SSD	SUD	SYR	TAN	TIB	UGA	YEM	Other	ZIM	
	Jan	3,121	1	0	83	0	0	5	2,058	1	13	188	1	0	0	0	19	0	170	536	7	0	0	0	11	28	0	0	
	Feb	2,796	0	0	137	0	1	4	1,312	1	47	256	0	0	0	0	31	0	368	583	7	0	0	0	31	18	0	0	
	Mar	1,144	0	0	104	0	0	0	362	0	20	163	0	0	1	0	9	0	216	239	2	0	2	0	17	9	0	0	
	Apr	811	0	0	67	0	0	0	175	1	13	128	0	0	0	0	6	0	134	279	0	0	0	0	8	0	0	0	
	May	996	0	0	43	0	0	0	264	0	15	167	2	0	1	0	11	0	170	307	2	0	1	0	11	2	0	0	
	Jun	936	0	0	56	0	0	0	277	1	21	130	0	0	0	0	4	0	123	297	5	0	0	0	13	6	2	1	
	Jul	1,117	0	0	105	0	0	0	197	0	21	149	0	0	0	0	13	0	178	424	2	0	0	0	12	14	2	0	
	Aug	594	2	0	24	0	0	2	99	1	7	63	0	0	0	0	6	0	95	289	0	1	0	0	4	1	0	0	
	Sep	662	0	0	31	0	0	0	247	0	23	126	0	0	0	0	8	0	105	112	1	0	0	0	7	2	0	0	
	Oct	451	0	0	16	0	0	0	173	0	12	110	0	0	0	0	2	0	74	52	0	0	0	0	4	4	4	0	
	Nov	0																											
	Dec	0																											
<b>Total</b>	<b>12,628</b>	<b>3</b>	<b>0</b>	<b>666</b>	<b>0</b>	<b>1</b>	<b>11</b>	<b>5,164</b>	<b>5</b>	<b>192</b>	<b>1,480</b>	<b>3</b>	<b>0</b>	<b>2</b>	<b>0</b>	<b>109</b>	<b>0</b>	<b>1,633</b>	<b>3,118</b>	<b>26</b>	<b>1</b>	<b>3</b>	<b>0</b>	<b>118</b>	<b>84</b>	<b>0</b>	<b>1</b>		

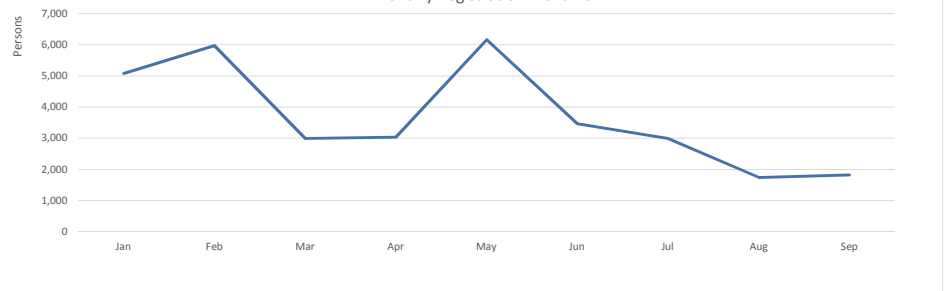
Dadaab	Month	Total	AFG	ANG	BDI	BKF	CAR	COB	COD	CMR	ERT	ETH	ICO	LBR	NIG	RSA	RWA	SLE	SOM	SSD	SUD	SYR	TAN	TIB	UGA	YEM	Other	ZIM	
	Jan	7	0	0	0	0	0	0	0	0	0	0	4	0	0	0	0	0	3	0	0	0	0	0	0	0	0	0	0
	Feb	224	0	0	4	0	0	0	4	0	1	76	0	0	0	0	0	0	101	1	37	0	0	0	0	0	0	0	0
	Mar	20	0	0	0	0	0	0	0	0	0	16	0	0	0	0	0	0	4	0	0	0	0	0	0	0	0	0	0
	Apr	10	0	0	0	0	0	0	0	0	0	0	0	0	0	0	0	0	9	1	0	0	0	0	0	0	0	0	0
	May	6	0	0	0	0	0	0	0	0	0	0	0	0	0	0	0	0	6	0	0	0	0	0	0	0	0	0	0
	Jun	0	0	0	0	0	0	0	0	0	0	0	0	0	0	0	0	0	0	0	0	0	0	0	0	0	0	0	0
	Jul	1	0	0	0	0	0	0	0	0	0	0	0	0	0	0	0	0	1	0	0	0	0	0	0	0	0	0	0
	Aug	2	0	0	0	0	0	0	0	0	0	0	0	0	0	0	0	0	2	0	0	0	0	0	0	0	0	0	0
	Sep	4	0	0	0	0	0	0	0	0	0	0	0	0	0	0	0	0	4	0	0	0	0	0	0	0	0	0	0
	Oct	1	0	0	0	0	0	0	0	0	0	0	0	0	0	0	0	0	0	0	0	1	0	0	0	0	0	0	0
	Nov	0																											
	Dec	0																											
<b>Total</b>	<b>275</b>	<b>0</b>	<b>0</b>	<b>4</b>	<b>0</b>	<b>0</b>	<b>0</b>	<b>4</b>	<b>0</b>	<b>1</b>	<b>96</b>	<b>0</b>	<b>0</b>	<b>0</b>	<b>0</b>	<b>0</b>	<b>0</b>	<b>130</b>	<b>2</b>	<b>38</b>	<b>0</b>	<b>0</b>	<b>0</b>	<b>0</b>	<b>0</b>	<b>0</b>	<b>0</b>		

Kakuma	Month	Total	AFG	ANG	BDI	BKF	CAR	COB	COD	CMR	ERT	ETH	ICO	LBR	NIG	RSA	RWA	SLE	SOM	SSD	SUD	SYR	TAN	TIB	UGA	YEM	Other	ZIM	
	Jan	1,950	0	1	174	0	0	13	52	0	0	15	0	0	0	0	4	0	16	1,534	61	0	0	0	80	0	0	0	
	Feb	2,947	0	0	500	0	0	17	87	0	0	55	0	0	0	0	7	0	23	2,069	95	0	0	0	94	0	0	0	
	Mar	1,825	0	0	237	0	0	0	43	0	0	30	0	0	0	0	12	0	8	1,417	63	0	0	0	15	0	0	0	
	Apr	2,211	0	0	242	0	0	9	70	0	0	80	0	0	0	0	5	0	1	1,706	56	0	0	0	42	0	0	0	
	May	5,158	0	0	694	0	0	0	148	0	0	98	0	0	0	0	4	0	22	4,049	86	0	0	0	57	0	0	0	
	Jun	2,532	0	0	440	0	0	11	217	0	0	61	0	0	0	0	7	0	9	1,702	17	0	0	0	68	0	0	0	
	Jul	1,874	0	0	268	0	0	4	182	0	0	40	0	0	0	0	7	0	10	1,275	24	0	0	0	64	0	0	0	
	Aug	1,146	0	0	202	0	0	0	97	0	0	50	0	0	0	0	2	0	4	767	9	0	0	0	15	0	0	0	
	Sep	1,155	0	0	169	0	0	0	127	0	0	19	0	0	0	0	8	0	26	750	30	0	0	0	26	0	0	0	
	Oct	823	0	0	132	0	0	0	183	0	0	27	0	0	0	0	11	0	8	437	6	0	0	0	19	0	0	0	
	Nov	0																											
	Dec	0																											
<b>Total</b>	<b>21,621</b>	<b>0</b>	<b>1</b>	<b>3,058</b>	<b>0</b>	<b>0</b>	<b>54</b>	<b>1,206</b>	<b>0</b>	<b>0</b>	<b>475</b>	<b>0</b>	<b>0</b>	<b>0</b>	<b>0</b>	<b>67</b>	<b>0</b>	<b>127</b>	<b>15,706</b>	<b>447</b>	<b>0</b>	<b>0</b>	<b>0</b>	<b>480</b>	<b>0</b>	<b>0</b>	<b>0</b>		

Registration Distribution by Location

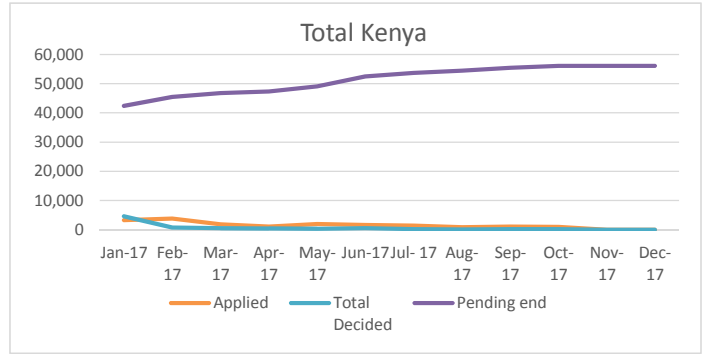


Monthly Registration Trend 2017

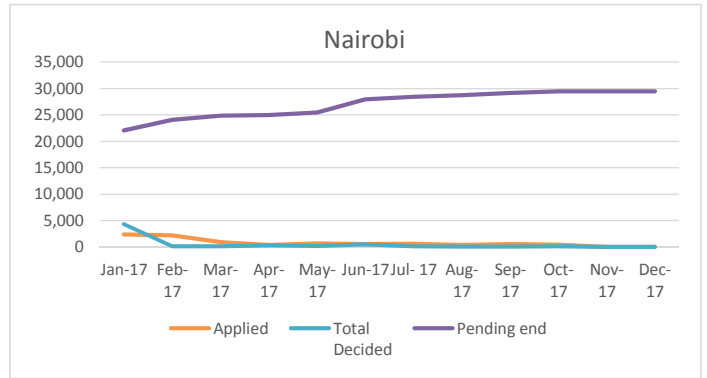


### Individual Asylum Applications and Refugee Status Determination Trend

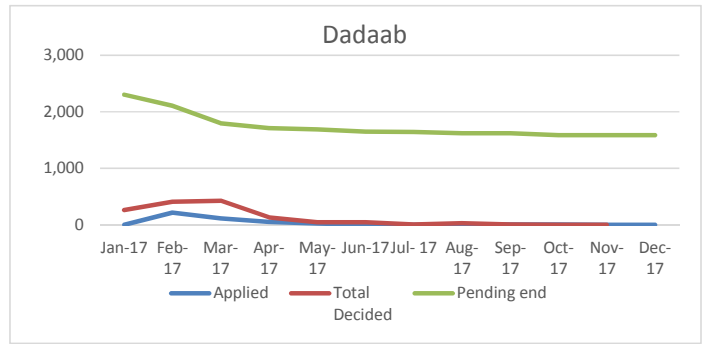
Total	Month	Pending begin	Applied	Reco-gnized	Reje-cted	Oth. Closed	Total Decided	Pending end
	Jan-17	43,751	3,247	128	0	4,471	4,599	42,399
	Feb-17	42,399	3,800	240	0	449	689	45,510
	Mar-17	45,510	1,800	120	0	442	562	46,748
	Apr-17	46,748	1,073	152	0	285	437	47,384
	May-17	47,384	1,969	128	0	141	269	49,084
	Jun-17	51,494	1,574	191	0	331	522	52,546
	Jul-17	52,546	1,340	70	0	81	151	53,735
	Aug-17	53,735	860	54	0	65	119	54,476
	Sep-17	54,476	1,091	55	0	87	142	55,425
	Oct-17	55,425	951	21	0	206	142	56,149
	Nov-17	56,149	0	0	0	0	0	56,149
	Dec-17	56,149	0	0	0	0	0	56,149
<b>Total</b>	<b>17,705</b>	<b>1,159</b>	<b>0</b>	<b>6,558</b>	<b>7,632</b>			



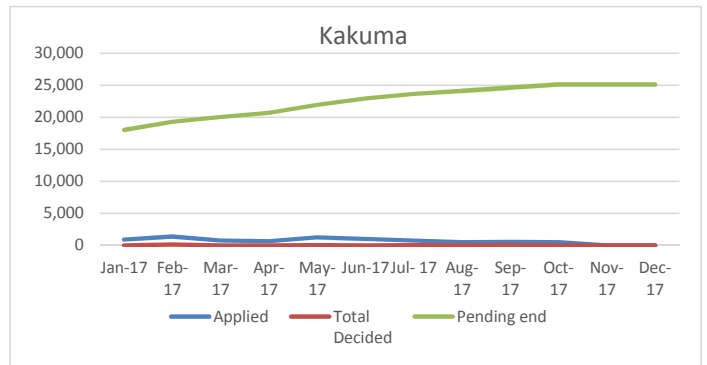
Nairobi	Month	Pending begin	Applied	Reco-gnized	Reje-cted	Oth. Closed	Total Decided	Pending end
	Jan-17	24,019	2,366	114	0	4,210	4,324	22,061
	Feb-17	22,061	2,202	135	0	24	159	24,104
	Mar-17	24,104	912	120	0	0	120	24,896
	Apr-17	24,896	371	152	0	152	304	24,963
	May-17	24,963	672	128	0	54	182	25,453
	Jun-17	27,863	555	191	0	284	475	27,943
	Jul-17	27,943	590	62	0	50	112	28,421
	Aug-17	28,421	375	54	0	22	76	28,720
	Sep-17	28,720	533	55	0	39	94	29,159
	Oct-17	29,159	432	21	0	121	142	29,449
	Nov-17	29,449	0	0	0	0	0	29,449
	Dec-17	29,449	0	0	0	0	0	29,449
<b>Total</b>	<b>9,008</b>	<b>1,032</b>	<b>0</b>	<b>4,956</b>	<b>5,988</b>			



Dadaab	Month	Pending begin	Applied	Reco-gnized	Reje-cted	Oth. Closed	Total Decided	Pending end
	Jan-17	2,561	0	0	0	260	260	2,301
	Feb-17	2,301	214	0	0	409	409	2,106
	Mar-17	2,106	112	0	0	425	425	1,793
	Apr-17	1,793	50	0	0	132	132	1,711
	May-17	1,711	24	0	0	45	45	1,690
	Jun-17	1,690	2	0	0	44	44	1,648
	Jul-17	1,648	0	0	0	5	5	1,643
	Aug-17	1,643	6	0	0	30	30	1,619
	Sep-17	1,619	6	0	0	6	6	1,619
	Oct-17	1,619	8	0	0	41	0	1,586
	Nov-17	1,586	0	0	0	0	0	1,586
	Dec-17	1,586	0	0	0	0	0	1,586
<b>Total</b>	<b>422</b>	<b>0</b>	<b>0</b>	<b>1,397</b>	<b>1,356</b>			



Kakuma	Month	Pending begin	Applied	Reco-gnized	Reje-cted	Oth. Closed	Total Decided	Pending end
	Jan-17	17,171	881	14	0	1	15	18,037
	Feb-17	18,037	1,384	105	0	16	121	19,300
	Mar-17	19,300	776	0	0	17	17	20,059
	Apr-17	20,059	652	0	0	1	1	20,710
	May-17	20,710	1,273	0	0	42	42	21,941
	Jun-17	21,941	1,017	0	0	3	3	22,955
	Jul-17	22,955	750	8	0	26	34	23,671
	Aug-17	23,671	479	0	0	13	13	24,137
	Sep-17	24,137	552	0	0	42	42	24,647
	Oct-17	24,647	511	0	0	44	0	25,114
	Nov-17	25,114	0	0	0	0	0	25,114
	Dec-17	25,114	0	0	0	0	0	25,114
<b>Total</b>	<b>8,275</b>	<b>127</b>	<b>0</b>	<b>205</b>	<b>288</b>			



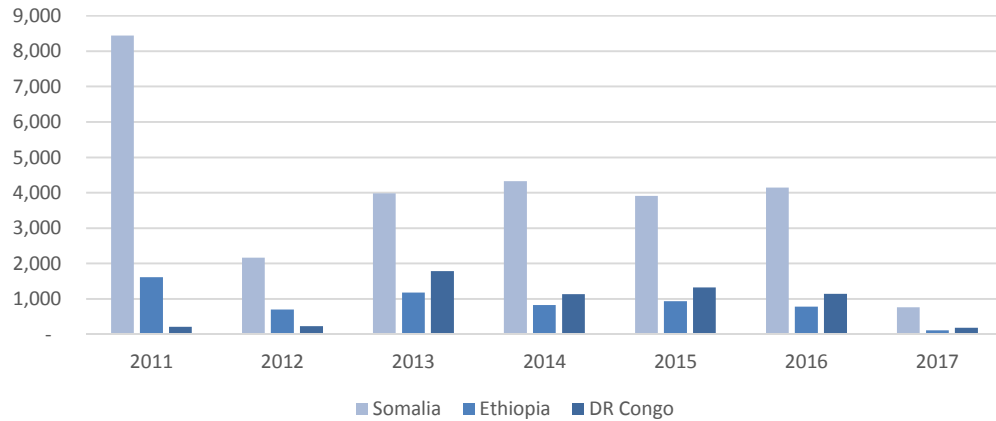
### RESETTLEMENT SUBMISSION BY COUNTRY OF ORIGIN

Country of Origin	2011	2012	2013	2014	2015	2016	2017	Total
Somalia	8,439	2,170	3,985	4,325	3,909	4,147	761	27,736
Ethiopia	1,617	700	1,181	830	941	785	119	6,173
Sudan	175	30	29	158	541	104	2	1,039
DR Congo	218	230	1,783	1,132	1,326	1,143	188	6,020
Eritrea	25	20	111	73	116	55	24	424
Uganda	13	5	24	88	108	107	43	388
Burundi	17	22	58	46	121	81	54	399
Rwanda	13	24	22	31	78	26	10	204
South Sudan	-	33	214	111	420	701	119	1,598
Other	1	5	5	11	26	14	7	69
<b>Total</b>	<b>10,518</b>	<b>3,239</b>	<b>7,412</b>	<b>6,805</b>	<b>7,586</b>	<b>7,163</b>	<b>1,327</b>	<b>44,050</b>

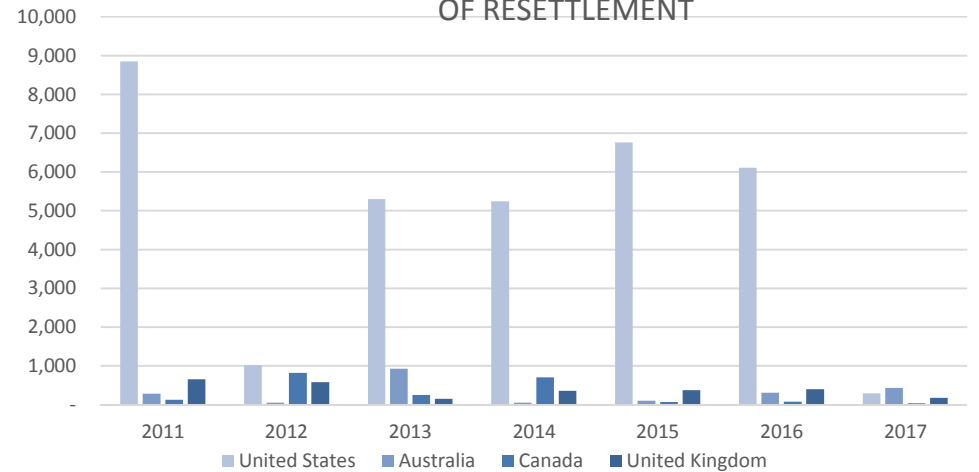
### RESETTLEMENT SUBMISSION BY COUNTRY OF RESETTLEMENT

Country of Submission	2011	2012	2013	2014	2015	2016	2017	Total
United States	8,849	1,019	5,304	5,239	6,764	6,105	294	33,574
Australia	281	50	932	53	107	310	436	2,169
Canada	129	821	254	705	69	75	35	2,088
United Kingdom	657	585	155	363	378	397	180	2,715
Sweden	391	402	342	397	81	262	349	2,224
Netherlands	109	114	145	16	130		-	514
Denmark	6	14	16	14	29	6	-	85
Norway	72	218	218	12	11	5	6	542
France	-	-	29			1	-	30
Other	24	16	17	6	17	2	27	109
<b>Total</b>	<b>10,518</b>	<b>3,239</b>	<b>7,412</b>	<b>6,805</b>	<b>7,586</b>	<b>7,163</b>	<b>1,327</b>	<b>44,050</b>

### RESETTLEMENT SUBMISSION TRENDS BY MAJOR COUNTRIES OF ORIGIN



### RESETTLEMENT SUBMISSION TRENDS BY MAJOR COUNTRIES OF RESETTLEMENT



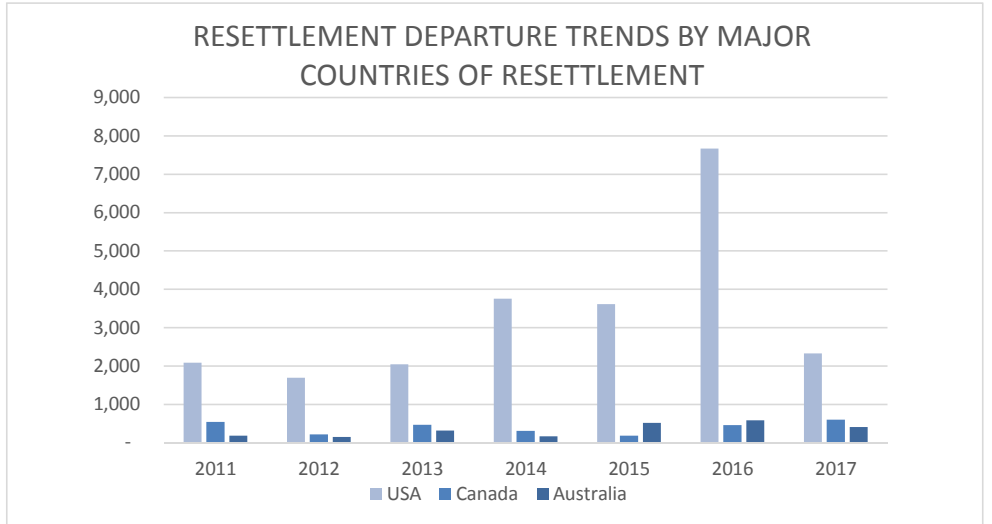
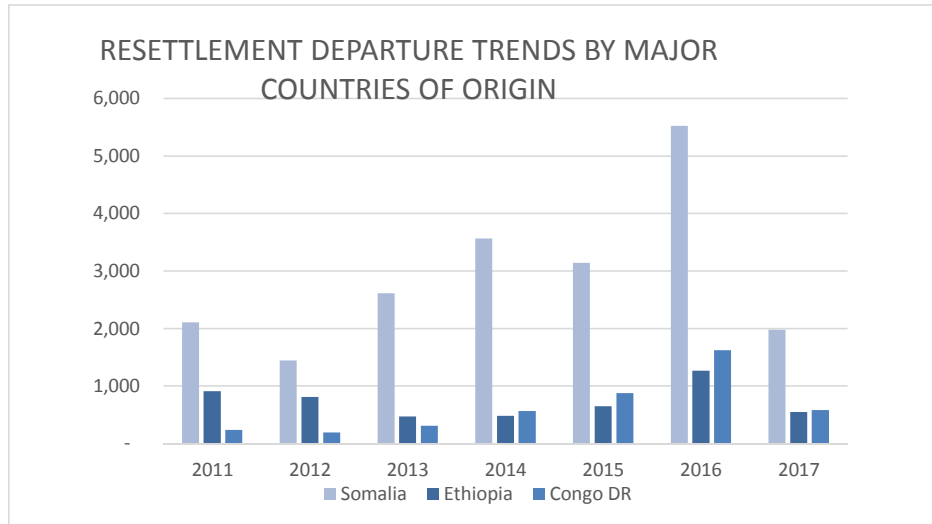


RESETTLEMENT DEPARTURES BY COUNTRY OF ORIGIN								
Country of Origin	2011	2012	2013	2014	2015	2016	2017	Total
Somalia	2,102	1,442	2,612	3,562	3,142	5,521	1,978	20,359
Sudan	213	102	61	82	46	123	170	797
Ethiopia	906	806	469	480	645	1,265	545	5,116
Rwanda	35	26	26	21	28	56	15	207
Uganda	7	14	2	36	69	70	41	239
Congo DR	234	192	308	560	874	1,621	578	4,367
Burundi	35	14	13	23	30	70	41	226
Eritrea	48	25	25	57	28	121	61	365
SSD	-	35	88	92	136	412	197	960
Other	1	3	-	-	3	27	3	37
<b>Total</b>	<b>3,581</b>	<b>2,659</b>	<b>3,604</b>	<b>4,913</b>	<b>5,001</b>	<b>9,286</b>	<b>3,629</b>	<b>32,673</b>

\*departures to end of march\*

RESETTLEMENT DEPARTURES BY COUNTRY OF RESETTLEMENT								
Country of Resettlement	2011	2012	2013	2014	2015	2016	2017	Total
USA	2,083	1,688	2,040	3,751	3,610	7,665	2,324	23,161
Canada	541	213	464	302	174	452	598	2,744
Australia	182	141	311	160	514	580	404	2,292
Sweden	329	88	331	229	341	238	64	1,620
United Kingdom	208	460	260	279	308	267	225	2,007
Netherlands	81	29	-	87	2	70	-	269
Norway	58	18	159	78	32	3	7	355
New Zealand	10	-	4	-	-	5	-	19
Denmark	-	10	22	7	7	4	-	50
Other	89	12	13	20	13	2	7	156
<b>Total</b>	<b>3,581</b>	<b>2,659</b>	<b>3,604</b>	<b>4,913</b>	<b>5,001</b>	<b>9,286</b>	<b>3,629</b>	<b>32,673</b>

\*departures to end of march\*



**VOLUNTARY REPATRIATION FROM KENYA  
BY COUNTRY OF ORIGIN**

Country of Origin	Year									
	2009	2010	2011	2012	2013	2014	2015	2016	2017	Total
Sudan	665	64	28							757
Burundi	2	1		4						7
Rwanda	1	2	2	1						6
Mozambique	-	5							4	9
Somalia	-	6	69	4		485	6,097	33,737	34,053	74,451
Congo	-	3	2	7	3					15
Ethiopia	-	-								0
Uganda	-	-	4	1						5
Other	-	2	6					6		14
<b>Total</b>	<b>668</b>	<b>83</b>	<b>111</b>	<b>17</b>	<b>3</b>	<b>485</b>	<b>6,097</b>	<b>33,743</b>	<b>34,057</b>	<b>75,264</b>

VolRepTrend

