

Statistical summary

as of
31-Jan-18

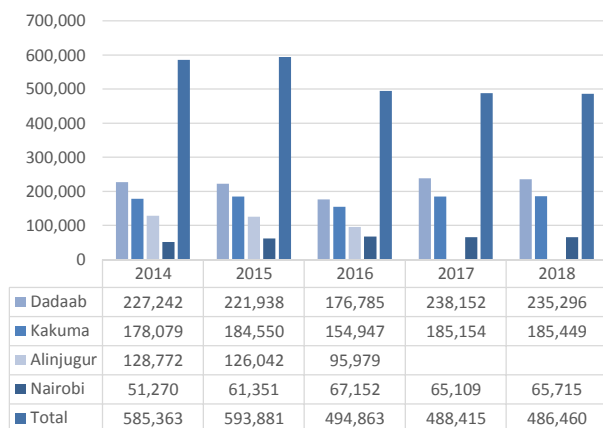
Refugees and Asylum Seekers in Kenya

	Total	Dadaab	Kakuma	Nairobi	
A. Refugees and Asylum Seekers	486,460	235,296	185,449	65,715	- Page 2
B. Registration	2,098	3	1,398	697	- Page 6
C. Refugee Status Determination					- Page 7
1. Applied	1,047	5	484	558	
2. Recognized	14	0	0	14	
3. Rejected	0	0	0	0	
4. Pending	57,454	1,575	26,290	29,589	
D. 2018 Resettlement Submissions	58				- Page 8
E. 2018 Resettlement Departures	0				- Page 9
F. 2018 Voluntary Repatriation	1,292				- Page 10

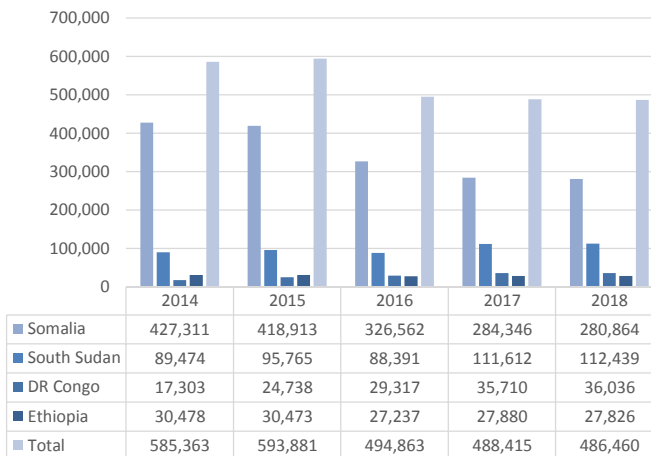
REFUGEES AND ASYLUM SEEKERS IN KENYA BY COUNTRY OF ORIGIN AND LOCATION

Country of Origin	2014					2015					2016					2017				2018			
	Alinjugur	Dadaab	Kakuma	Nairobi	Total	Alinjugur	Dadaab	Kakuma	Nairobi	Total	Alinjugur	Dadaab	Kakuma	Nairobi	Total	Dadaab	Kakuma	Nairobi	Total	Dadaab	Kakuma	Nairobi	Total
Total	128,772	227,242	178,079	51,270	585,363	126,042	221,938	184,550	61,351	593,881	95,979	176,785	154,947	67,152	494,863	238,152	185,154	65,109	488,415	235,296	185,449	65,715	486,460
Somalia	125,584	213,466	56,180	32,081	427,311	122,663	208,741	54,886	32,623	418,913	93,342	165,388	37,813	30,019	326,562	229,064	35,549	19,733	284,346	226,311	34,727	19,826	280,864
South Sudan	1	1,334	87,957	182	89,474	32	1,277	93,413	1,043	95,765	13	1,095	84,983	2,300	88,391	990	105,168	5,454	111,612	1,004	105,940	5,495	112,439
DR Congo	5	220	8,966	8,112	17,303	154	187	9,861	14,536	24,738	68	150	9,753	19,346	29,317	114	11,533	24,063	35,710	113	11,594	24,329	36,036
Ethiopia	3,176	11,889	7,772	7,641	30,478	3,094	11,399	7,595	8,385	30,473	2,525	9,873	5,366	9,473	27,237	7,759	10,470	9,651	27,880	7,647	10,431	9,748	27,826
Sudan	-	69	9,366	196	9,631	-	74	10,023	169	10,266	1	58	9,078	169	9,306	53	9,789	166	10,008	55	9,885	166	10,106
Burundi	1	155	5,985	427	6,568	70	138	6,804	1,300	8,312	14	120	6,164	2,163	8,461	83	10,134	2,611	12,828	83	10,345	2,663	13,091
Uganda	3	57	1,038	301	1,399	12	67	1,158	670	1,907	7	72	1,159	732	1,970	57	1,705	720	2,482	56	1,730	717	2,503
Rwanda	-	17	616	810	1,443	14	20	615	960	1,609	6	17	505	1,102	1,630	16	611	1,015	1,642	11	615	1,023	1,649
Eritrea	-	23	129	1,414	1,566	-	18	126	1,481	1,625	-	9	55	1,526	1,590	8	60	1,273	1,341	8	57	1,286	1,351
Other	2	12	70	106	190	3	17	69	184	273	3	3	71	322	399	8	135	423	566	8	125	462	595

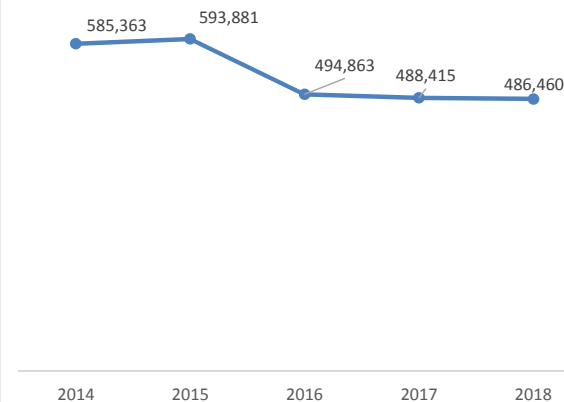
TREND BY LOCATION



TREND BY MAJOR COUNTRIES OF ORIGIN

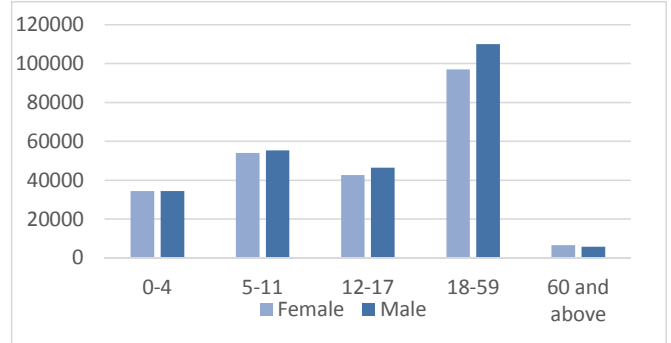


TREND SINCE 2014

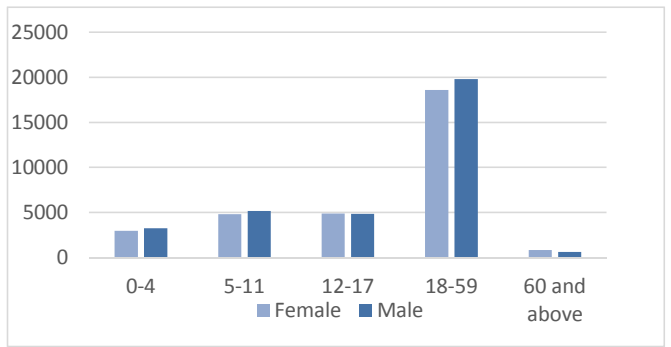


REFUGEES AND ASYLUM SEEKERS IN KENYA : DEMOGRAPHIC BREAKDOWN

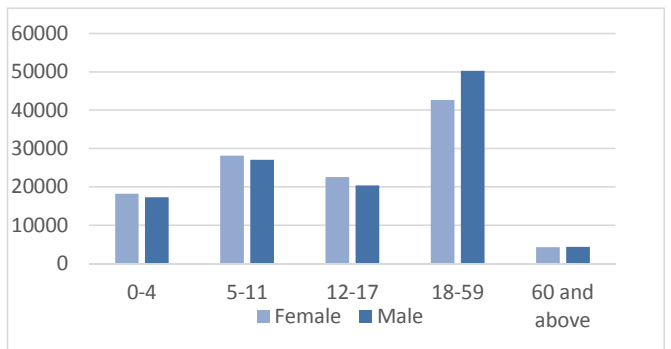
Total Kenya	Age Group	Sex				Total	
		Female		Male			
		#	%	#	%	#	%
	0-4	34,430	7.1%	34,378	7.1%	68,808	14.1%
	5-11	53,971	11.1%	55,332	11.4%	109,303	22.5%
	12-17	42,606	8.8%	46,409	9.5%	89,015	18.3%
	18-59	96,965	19.9%	109,988	22.6%	206,953	42.5%
	60 and above	6,618	1.4%	5,763	1.2%	12,381	2.5%
	Total	234,590	48.2%	251,870	51.8%	486,460	



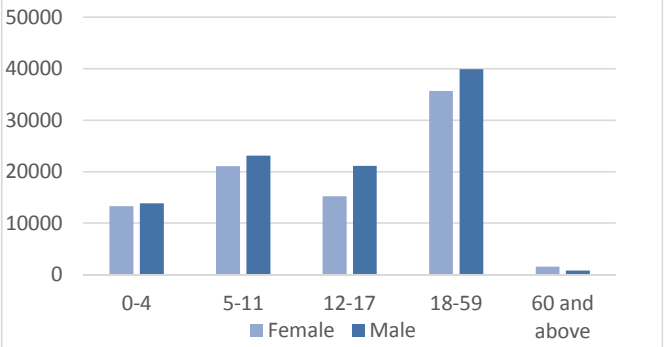
Nairobi	Age Group	Sex				Total	
		Female		Male			
		#	%	#	%	#	%
	0-4	2,943	4.5%	3,232	4.9%	6,175	9.4%
	5-11	4,798	7.3%	5,164	7.9%	9,962	15.2%
	12-17	4,867	7.4%	4,857	7.4%	9,724	14.8%
	18-59	18,600	28.3%	19,812	30.1%	38,412	58.5%
	60 and above	839	1.3%	603	0.9%	1,442	2.2%
	Total	32,047	48.8%	33,668	51.2%	65,715	



Dadaab	Age Group	Sex				Total	
		Female		Male			
		#	%	#	%	#	%
	0-4	18,235	7.7%	17,319	7.4%	35,554	15.1%
	5-11	28,140	12.0%	27,073	11.5%	55,213	23.5%
	12-17	22,535	9.6%	20,416	8.7%	42,951	18.3%
	18-59	42,672	18.1%	50,280	21.4%	92,952	39.5%
	60 and above	4,264	1.8%	4,362	1.9%	8,626	3.7%
	Total	115,846	49.2%	119,450	50.8%	235,296	



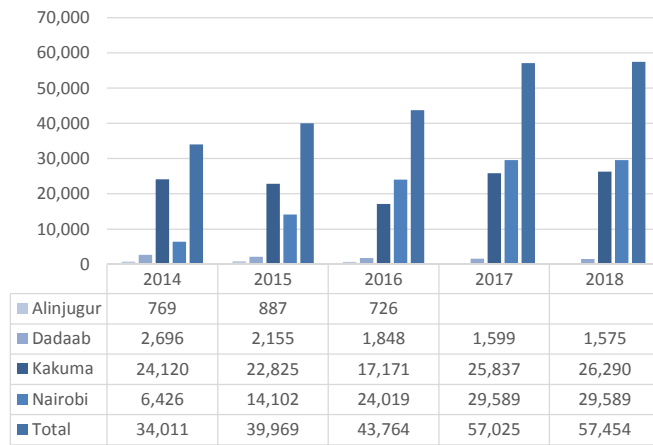
Kakuma	Age Group	Sex				Total	
		Female		Male			
		#	%	#	%	#	%
	0-4	13,252	7.1%	13,827	7.5%	27,079	14.6%
	5-11	21,033	11.3%	23,095	12.5%	44,128	23.8%
	12-17	15,204	8.2%	21,136	11.4%	36,340	19.6%
	18-59	35,693	19.2%	39,896	21.5%	75,589	40.8%
	60 and above	1,515	0.8%	798	0.4%	2,313	1.2%
	Total	86,697	46.7%	98,752	53.3%	185,449	



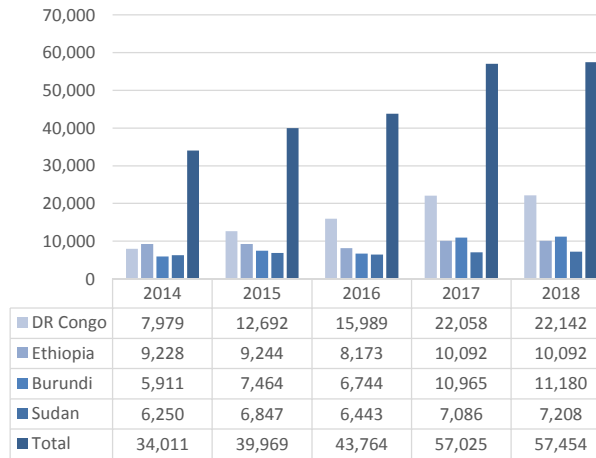
ASYLUM SEEKERS STATISTICS BY COUNTRY OF ORIGIN AND LOCATION

Country of Origin	2014					2015					2016					2017				2018			
	Alinjugur	Dadaab	Kakuma	Nairobi	Total	Alinjugur	Dadaab	Kakuma	Nairobi	Total	Alinjugur	Dadaab	Kakuma	Nairobi	Total	Dadaab	Kakuma	Nairobi	Total	Dadaab	Kakuma	Nairobi	Total
Total	769	2,696	24,120	6,426	34,011	887	2,155	22,825	14,102	39,969	726	1,848	17,171	24,019	43,764	1,599	25,837	29,589	57,025	1,575	26,290	29,589	57,454
DR Congo	3	74	5,297	2,605	7,979	122	17	4,302	8,251	12,692	39	16	2,523	13,411	15,989	14	4,222	17,822	22,058	13	4,307	17,822	22,142
Ethiopia	610	2,262	4,360	1,996	9,228	514	1,900	4,147	2,683	9,244	425	1,583	2,133	4,032	8,173	1,129	3,786	5,177	10,092	1,115	3,800	5,177	10,092
Burundi	1	140	5,634	136	5,911	63	97	6,323	981	7,464	11	38	4,901	1,794	6,744	27	8,763	2,175	10,965	27	8,978	2,175	11,180
Sudan	-	6	6,225	19	6,250	-	9	6,806	32	6,847	-	2	6,385	56	6,443	2	7,021	63	7,086	2	7,143	63	7,208
Uganda	-	7	636	165	808	9	9	744	508	1,270	1	10	783	545	1,339	9	1,311	533	1,853	9	1,337	533	1,879
Somalia	155	99	1,434	932	2,620	164	89	61	679	993	244	162	109	1,599	2,114	364	214	2,119	2,697	359	213	2,119	2,691
Rwanda	-	6	343	269	618	14	11	344	427	796	6	10	281	613	910	13	400	663	1,076	8	402	663	1,073
Eritrea	-	3	68	162	233	-	3	57	336	396	-	2	12	495	509	2	15	632	649	2	14	632	648
Other	-	8	52	56	116	1	14	38	120	173	-	3	44	246	293	4	105	339	448	4	96	339	439
South Sudan	-	91	71	86	248	-	6	3	85	94	-	22	-	1,228	1,250	35	-	66	101	36	-	66	102

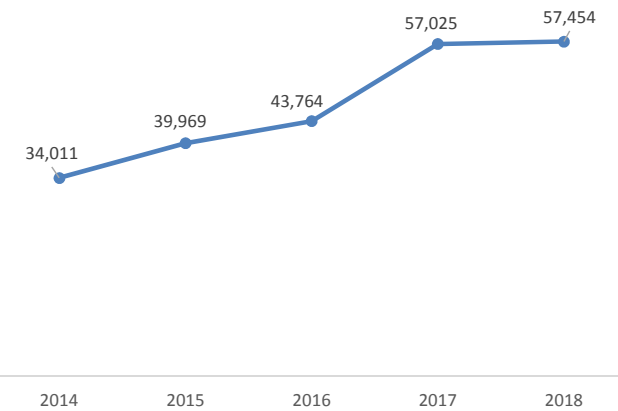
TREND BY LOCATION



TREND BY MAJOR COUNTRIES OF ORIGIN



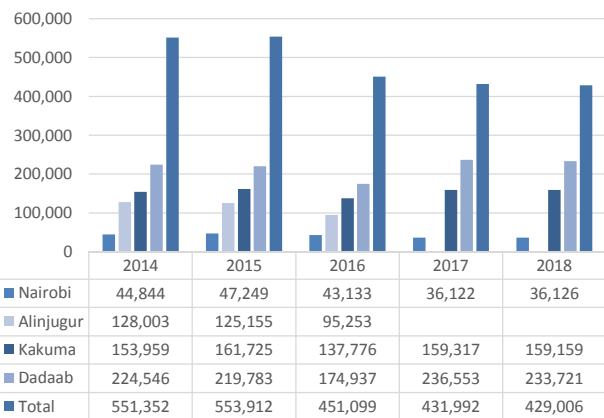
TREND SINCE 2014



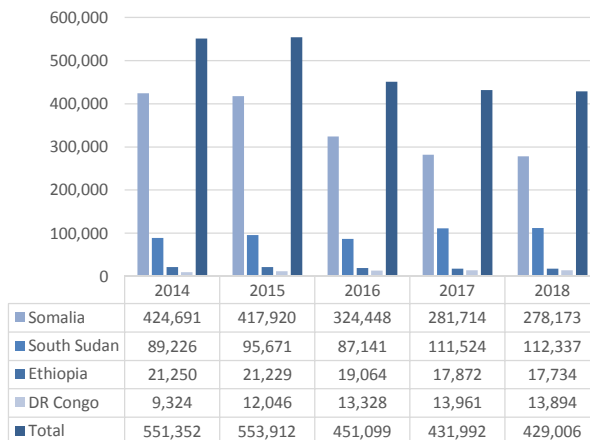
REFUGEES IN KENYA BY COUNTRY OF ORIGIN AND LOCATION

Country of Origin	2013	2014					2015					2016					2017				2018			
	Alinjugur	Alinjugur	Dadaab	Kakuma	Nairobi	Total	Alinjugur	Dadaab	Kakuma	Nairobi	Total	Alinjugur	Dadaab	Kakuma	Nairobi	Total	Dadaab	Kakuma	Nairobi	Total	Dadaab	Kakuma	Nairobi	Total
Total	135,164	128,003	224,546	153,959	44,844	551,352	125,155	219,783	161,725	47,249	553,912	95,253	174,937	137,776	43,133	451,099	236,553	159,317	36,122	431,992	233,721	159,159	36,126	429,006
Somalia	132,441	125,429	213,367	54,746	31,149	424,691	122,499	208,652	54,825	31,944	417,920	93,099	165,225	37,704	28,420	324,448	228,700	35,335	17,679	281,714	225,952	34,514	17,707	278,173
South Sudan	1	1	1,243	87,886	96	89,226	32	1,271	93,410	958	95,671	13	1,073	84,983	1,072	87,141	955	105,168	5,401	111,524	968	105,940	5,429	112,337
Ethiopia	2,715	2,566	9,627	3,412	5,645	21,250	2,580	9,499	3,448	5,702	21,229	2,099	8,291	3,233	5,441	19,064	6,630	6,684	4,558	17,872	6,532	6,631	4,571	17,734
DR Congo	2	2	146	3,669	5,507	9,324	32	170	5,559	6,285	12,046	29	134	7,230	5,935	13,328	100	7,311	6,550	13,961	100	7,287	6,507	13,894
Sudan	-	-	63	3,141	177	3,381	-	65	3,217	137	3,419	1	56	2,693	113	2,863	51	2,768	105	2,924	53	2,742	103	2,898
Burundi	-	-	15	351	291	657	7	41	481	319	848	3	82	1,263	369	1,717	56	1,371	478	1,905	56	1,367	488	1,911
Eritrea	-	-	20	61	1,252	1,333	-	15	69	1,145	1,229	-	7	43	1,031	1,081	6	45	657	708	6	43	654	703
Rwanda	-	-	11	273	541	825	-	9	271	533	813	-	7	224	489	720	3	211	372	586	3	213	360	576
Uganda	3	3	50	402	136	591	3	58	414	162	637	6	62	376	187	631	48	394	192	634	47	393	184	624
Other	2	2	4	18	50	74	2	3	31	64	100	3	-	27	76	106	4	30	130	164	4	29	123	156

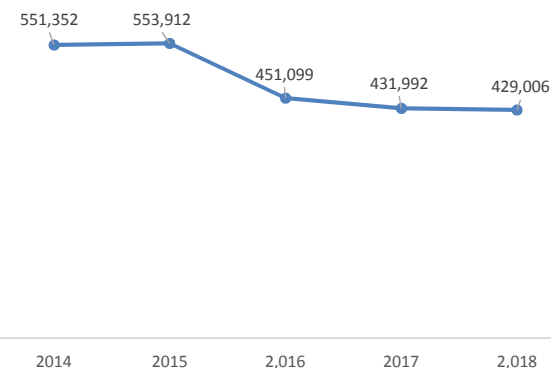
TREND BY LOCATION



TREND BY MAJOR COUNTRIES OF ORIGIN



TREND SINCE 2014



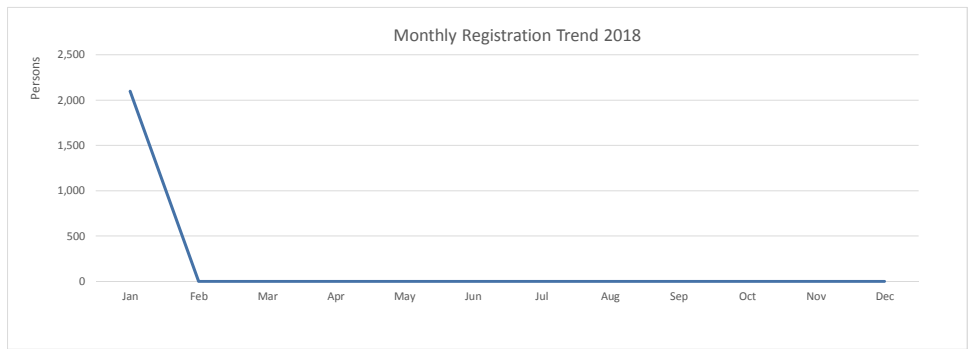
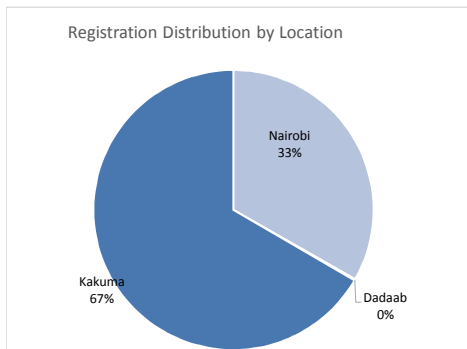
KENYA REGISTRATION TREND BY LOCATION AND COUNTRY OF ORIGIN

Total Kenya	Month	Total	AFG	ANG	BDI	BKF	CAR	COB	COD	CMR	ERT	ETH	ICO	LBR	NIG/ML	RSA	RWA	SLE	SOM	SSD	SUD	SYR	TAN	TIB	TUR	UGA	YEM	ZIM	OTHER	
	Jan	2,098	0	0	236	0	0	1	404	0	14	150	0	0	2	0	5	1	102	989	127	0	0	0	33	31	2	0	1	
	Feb	0	0	0	0	0	0	0	0	0	0	0	0	0	0	0	0	0	0	0	0	0	0	0	0	0	0	0	0	0
	Mar	0	0	0	0	0	0	0	0	0	0	0	0	0	0	0	0	0	0	0	0	0	0	0	0	0	0	0	0	0
	Apr	0	0	0	0	0	0	0	0	0	0	0	0	0	0	0	0	0	0	0	0	0	0	0	0	0	0	0	0	0
	May	0	0	0	0	0	0	0	0	0	0	0	0	0	0	0	0	0	0	0	0	0	0	0	0	0	0	0	0	0
	Jun	0	0	0	0	0	0	0	0	0	0	0	0	0	0	0	0	0	0	0	0	0	0	0	0	0	0	0	0	0
	Jul	0	0	0	0	0	0	0	0	0	0	0	0	0	0	0	0	0	0	0	0	0	0	0	0	0	0	0	0	0
	Aug	0	0	0	0	0	0	0	0	0	0	0	0	0	0	0	0	0	0	0	0	0	0	0	0	0	0	0	0	0
	Sep	0	0	0	0	0	0	0	0	0	0	0	0	0	0	0	0	0	0	0	0	0	0	0	0	0	0	0	0	0
	Oct	0	0	0	0	0	0	0	0	0	0	0	0	0	0	0	0	0	0	0	0	0	0	0	0	0	0	0	0	0
	Nov	0	0	0	0	0	0	0	0	0	0	0	0	0	0	0	0	0	0	0	0	0	0	0	0	0	0	0	0	0
	Dec	0	0	0	0	0	0	0	0	0	0	0	0	0	0	0	0	0	0	0	0	0	0	0	0	0	0	0	0	0
Total	2,098	0	0	236	0	0	1	404	0	14	150	0	0	2	0	5	1	102	989	127	0	0	0	33	31	2	0	1		

Nairobi	Month	Total	AFG	ANG	BDI	BKF	CAR	COB	COD	CMR	ERT	ETH	IND	LBR	NIG	RSA	RWA	SLE	SOM	SSD	SUD	SYR	TAN	TIB	TUR	UGA	YEM	Other	ZIM	
	Jan	697	0	0	48	0	0	1	325	0	14	119	0	0	2	0	5	1	88	52	0	0	0	0	33	6	2	0	1	
	Feb	0																												
	Mar	0																												
	Apr	0																												
	May	0																												
	Jun	0																												
	Jul	0																												
	Aug	0																												
	Sep	0																												
	Oct	0																												
	Nov	0																												
	Dec	0																												
Total	697	0	0	48	0	0	1	325	0	14	119	0	0	2	0	5	1	88	52	0	0	0	0	33	6	2	0	1		

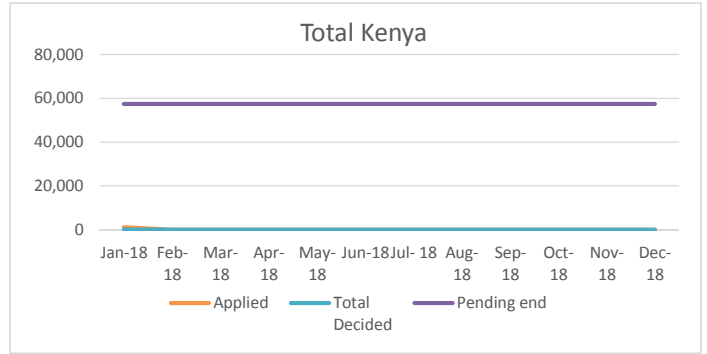
Dadaab	Month	Total	AFG	ANG	BDI	BKF	CAR	COB	COD	CMR	ERT	ETH	ICO	LBR	NIG	RSA	RWA	SLE	SOM	SSD	SUD	SYR	TAN	TIB	TUR	UGA	YEM	Other	ZIM	
	Jan	3	0	0	0	0	0	0	0	0	0	0	0	0	0	0	0	0	0	3	0	0	0	0	0	0	0	0	0	0
	Feb	0																												
	Mar	0																												
	Apr	0																												
	May	0																												
	Jun	0																												
	Jul	0																												
	Aug	0																												
	Sep	0																												
	Oct	0																												
	Nov	0																												
	Dec	0																												
Total	3	0	0	0	0	0	0	0	0	0	0	0	0	0	0	0	0	0	3	0	0	0	0	0	0	0	0	0		

Kakuma	Month	Total	AFG	ANG	BDI	BKF	CAR	COB	COD	CMR	ERT	ETH	ICO	LBR	NIG	RSA	RWA	SLE	SOM	SSD	SUD	SYR	TAN	TIB	TUR	UGA	YEM	Other	ZIM	
	Jan	1,398	0	0	188	0	0	0	79	0	0	31	0	0	0	0	0	0	0	11	937	127	0	0	0	25	0	0	0	
	Feb	0																												
	Mar	0																												
	Apr	0																												
	May	0																												
	Jun	0																												
	Jul	0																												
	Aug	0																												
	Sep	0																												
	Oct	0																												
	Nov	0																												
	Dec	0																												
Total	1,398	0	0	188	0	0	0	79	0	0	31	0	0	0	0	0	0	0	11	937	127	0	0	0	25	0	0	0		

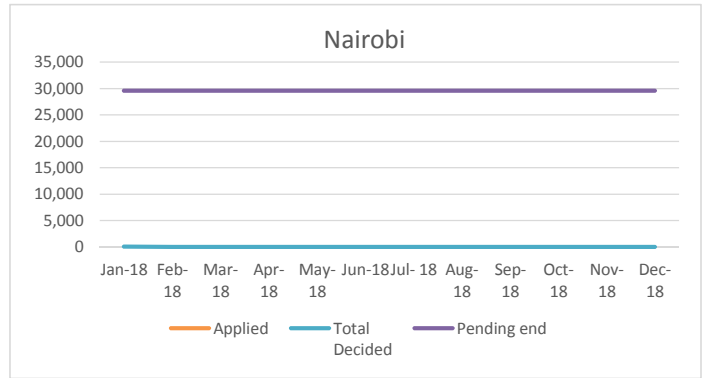


Individual Asylum Applications and Refugee Status Determination Trend

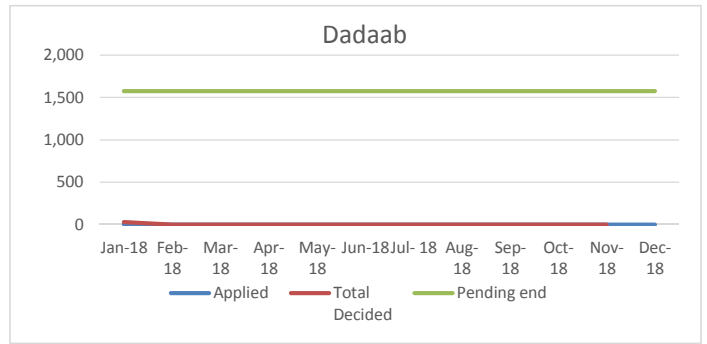
Total	Month	Pending begin	Applied	Reco-gnized	Reje-cted	Oth. Closed	Total Decided	Pending end
	Jan-18	56,514	1,047	14	0	93	107	57,454
	Feb-18	57,454	0	0	0	0	0	57,454
	Mar-18	57,454	0	0	0	0	0	57,454
	Apr-18	57,454	0	0	0	0	0	57,454
	May-18	57,454	0	0	0	0	0	57,454
	Jun-18	57,454	0	0	0	0	0	57,454
	Jul-18	57,454	0	0	0	0	0	57,454
	Aug-18	57,454	0	0	0	0	0	57,454
	Sep-18	57,454	0	0	0	0	0	57,454
	Oct-18	57,454	0	0	0	0	0	57,454
	Nov-18	57,454	0	0	0	0	0	57,454
	Dec-18	57,454	0	0	0	0	0	57,454
Total		1,047	14	0	93	107		



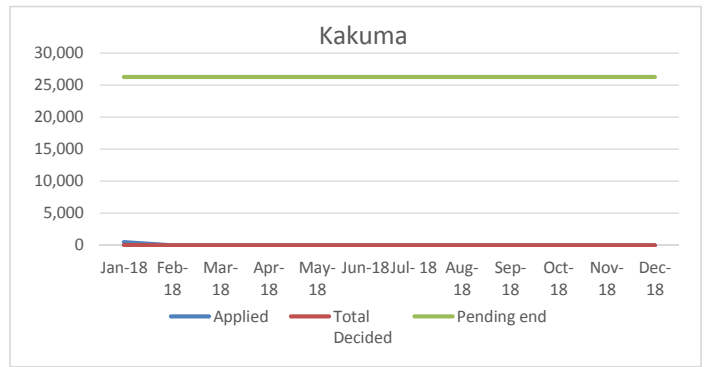
Nairobi	Month	Pending begin	Applied	Reco-gnized	Reje-cted	Oth. Closed	Total Decided	Pending end
	Jan-18	29,078	558	14	0	33	47	29,589
	Feb-18	29,589					0	29,589
	Mar-18	29,589					0	29,589
	Apr-18	29,589					0	29,589
	May-18	29,589					0	29,589
	Jun-18	29,589					0	29,589
	Jul-18	29,589					0	29,589
	Aug-18	29,589					0	29,589
	Sep-18	29,589					0	29,589
	Oct-18	29,589					0	29,589
	Nov-18	29,589					0	29,589
	Dec-18	29,589					0	29,589
Total		558	14	0	33	47		



Dadaab	Month	Pending begin	Applied	Reco-gnized	Reje-cted	Oth. Closed	Total Decided	Pending end
	Jan-18	1,599	5	0	0	29	29	1,575
	Feb-18	1,575	0	0	0	0	0	1,575
	Mar-18	1,575	0	0	0	0	0	1,575
	Apr-18	1,575	0	0	0	0	0	1,575
	May-18	1,575	0	0	0	0	0	1,575
	Jun-18	1,575	0	0	0	0	0	1,575
	Jul-18	1,575	0	0	0	0	0	1,575
	Aug-18	1,575	0	0	0	0	0	1,575
	Sep-18	1,575	0	0	0	0	0	1,575
	Oct-18	1,575	0	0	0	0	0	1,575
	Nov-18	1,575	0	0	0	0	0	1,575
	Dec-18	1,575	0	0	0	0	0	1,575
Total		5	0	0	29	29		



Kakuma	Month	Pending begin	Applied	Reco-gnized	Reje-cted	Oth. Closed	Total Decided	Pending end
	Jan-18	25,837	484	0	0	31	31	26,290
	Feb-18	26,290	0	0	0	0	0	26,290
	Mar-18	26,290	0	0	0	0	0	26,290
	Apr-18	26,290	0	0	0	0	0	26,290
	May-18	26,290	0	0	0	0	0	26,290
	Jun-18	26,290	0	0	0	0	0	26,290
	Jul-18	26,290	0	0	0	0	0	26,290
	Aug-18	26,290	0	0	0	0	0	26,290
	Sep-18	26,290	0	0	0	0	0	26,290
	Oct-18	26,290	0	0	0	0	0	26,290
	Nov-18	26,290	0	0	0	0	0	26,290
	Dec-18	26,290	0	0	0	0	0	26,290
Total		484	0	0	31	31		



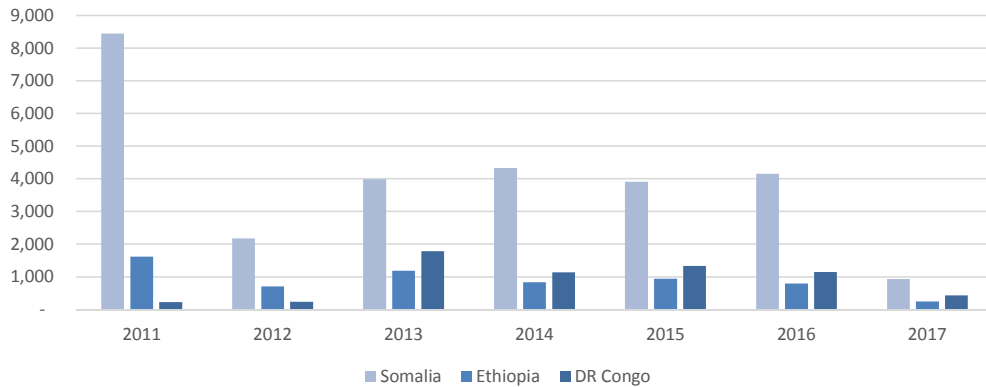
RESETTLEMENT SUBMISSION BY COUNTRY OF ORIGIN

Country of Origin	2011	2012	2013	2014	2015	2016	2017	2018	Total
Somalia	8,439	2,170	3,985	4,325	3,909	4,147	929	-	27,904
Ethiopia	1,617	700	1,181	830	941	785	237	1	6,292
Sudan	175	30	29	158	541	104	4	-	1,041
DR Congo	218	230	1,783	1,132	1,326	1,143	424	43	6,299
Eritrea	25	20	111	73	116	55	26	-	426
Uganda	13	5	24	88	108	107	47	3	395
Burundi	17	22	58	46	121	81	100	1	446
Rwanda	13	24	22	31	78	26	10	-	204
South Sudan	-	33	214	111	420	701	143	-	1,622
Other	1	5	5	11	26	14	20	10	92
Total	10,518	3,239	7,412	6,805	7,586	7,163	1,940	58	44,721

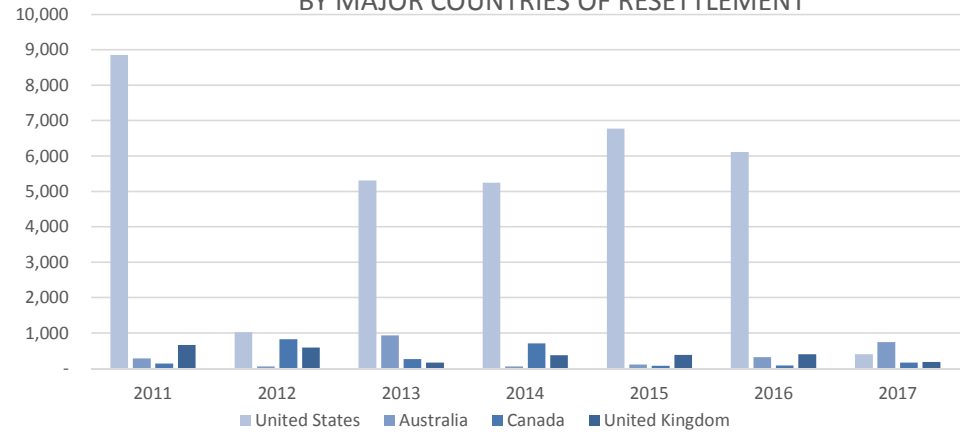
RESETTLEMENT SUBMISSION BY COUNTRY OF RESETTLEMENT

Country of Submission	2011	2012	2013	2014	2015	2016	2017	2018	Total
United States	8,849	1,019	5,304	5,239	6,764	6,105	391	44	33,715
Australia	281	50	932	53	107	310	736	4	2,473
Canada	129	821	254	705	69	75	158	-	2,211
United Kingdom	657	585	155	363	378	397	180	-	2,715
Sweden	391	402	342	397	81	262	353	-	2,228
Netherlands	109	114	145	16	130	-	-	-	514
Denmark	6	14	16	14	29	6	-	-	85
Norway	72	218	218	12	11	5	6	-	542
France	-	-	29	-	-	1	88	10	128
Other	24	16	17	6	17	2	28	-	110
Total	10,518	3,239	7,412	6,805	7,586	7,163	1,940	58	44,663

RESETTLEMENT SUBMISSION TRENDS BY MAJOR COUNTRIES OF ORIGIN



RESETTLEMENT SUBMISSION TRENDS BY MAJOR COUNTRIES OF RESETTLEMENT



RESETTLEMENT DEPARTURES BY COUNTRY OF ORIGIN

Country of Origin	2011	2012	2013	2014	2015	2016	2017	2018	Total
Somalia	2,102	1,442	2,612	3,562	3,142	5,521	2,102	-	20,483
Sudan	213	102	61	82	46	123	184	-	811
Ethiopia	906	806	469	480	645	1,265	663	-	5,234
Rwanda	35	26	26	21	28	56	24	-	216
Uganda	7	14	2	36	69	70	50	-	248
Congo DR	234	192	308	560	874	1,621	730	-	4,519
Burundi	35	14	13	23	30	70	50	-	235
Eritrea	48	25	25	57	28	121	62	-	366
SSD	-	35	88	92	136	412	272	-	1,035
Other	1	3	-	-	3	27	4	-	38
Total	3,581	2,659	3,604	4,913	5,001	9,286	4,141	0	33,185

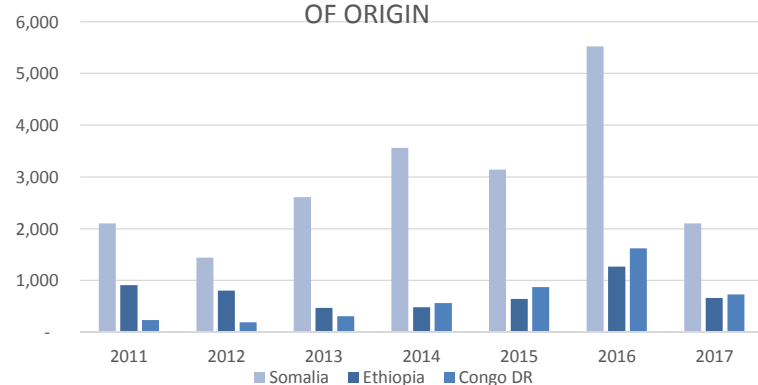
departures to end of march

RESETTLEMENT DEPARTURES BY COUNTRY OF RESETTLEMENT

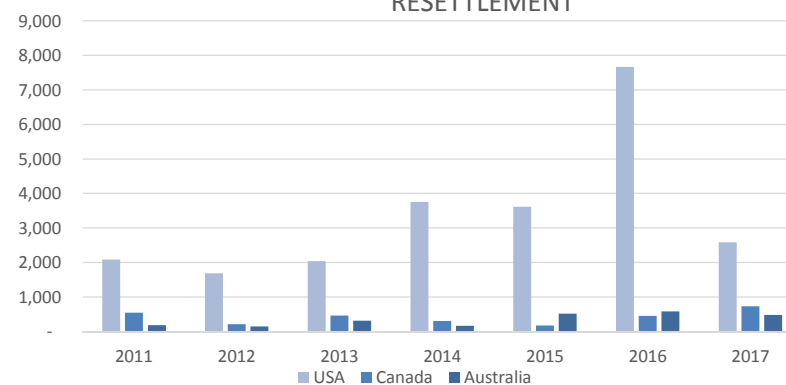
Country of Resettlement	2011	2012	2013	2014	2015	2016	2017	2018	Total
USA	2,083	1,688	2,040	3,751	3,610	7,665	2,585	-	23,422
Canada	541	213	464	302	174	452	725	-	2,871
Australia	182	141	311	160	514	580	475	-	2,363
Sweden	329	88	331	229	341	238	83	-	1,639
United Kingdom	208	460	260	279	308	267	248	-	2,030
Netherlands	81	29	-	87	2	70	-	-	269
Norway	58	18	159	78	32	3	7	-	355
New Zealand	10	-	4	-	-	5	11	-	30
Denmark	-	10	22	7	7	4	-	-	50
Other	89	12	13	20	13	2	7	-	156
Total	3,581	2,659	3,604	4,913	5,001	9,286	4,141	0	33,185

departures to end of march

RESETTLEMENT DEPARTURE TRENDS BY MAJOR COUNTRIES OF ORIGIN



RESETTLEMENT DEPARTURE TRENDS BY MAJOR COUNTRIES OF RESETTLEMENT



**VOLUNTARY REPATRIATION FROM KENYA
BY COUNTRY OF ORIGIN**

Country of Origin	Year										
	2009	2010	2011	2012	2013	2014	2015	2016	2017	2018	Total
Sudan	665	64	28								757
Burundi	2	1		4							7
Rwanda	1	2	2	1							6
Mozambique	-	5							4		9
Somalia	-	6	69	4		485	6,097	33,737	35,407	1,292	77,097
Congo	-	3	2	7	3						15
Ethiopia	-	-									0
Uganda	-	-	4	1							5
Other	-	2	6					6			14
Total	668	83	111	17	3	485	6,097	33,743	35,411	1,292	77,910

VolRepTrend

