

MALTA Factsheet

Overview

Between 1 January and 31 October 2020, 2,256 persons were rescued at sea and disembarked in Malta. This is a 28% decrease compared to sea arrivals in the same period last year (3,116 arrivals between January and October 2019).

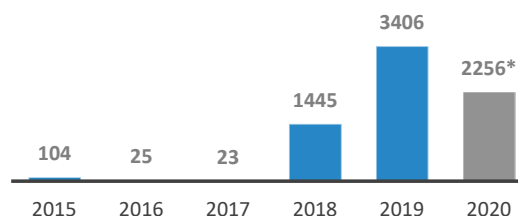
At the start of 2020, 989 people were rescued at sea and disembarked in Malta (January and February), with fewer arrivals in March (146) and April (66). In May, 425 persons were held offshore on vessels chartered by the Maltese Government, while 72 rescued persons disembarked in Malta (families, children and medical evacuations). On 6 June, all persons held offshore were provided a port of safety in Malta. In July and August 2020, there were 463 sea arrivals. In September, there were no sea arrivals to Malta, and in October, 94 persons have been disembarked in Malta.

The UNHCR team monitors disembarkations, while providing interpretation support to the authorities and giving initial information on reception and asylum procedures to all new arrivals.

Sea arrivals in 2019
(as of end December 2019) **3,406**

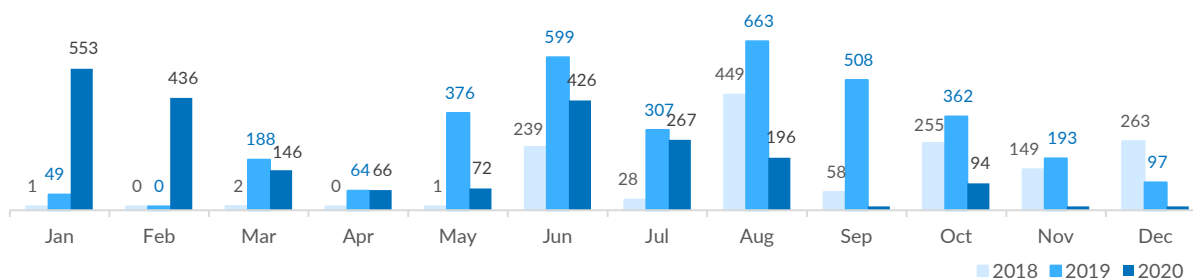
Sea arrivals in 2020
(as of 31 October 2020) **2,256**

Sea Arrivals by Boat per Year 2015 - 2020 (*until end of October)



Monthly Sea Arrivals

Jan 2018 - Oct 2020



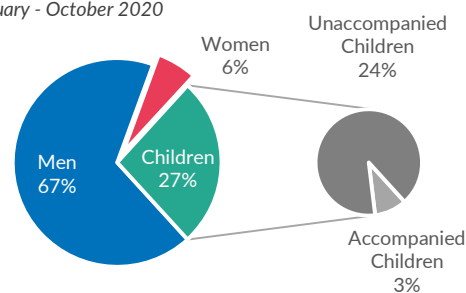
Age and Gender Demographics

Between 1 January and 31 October, most sea arrivals to Malta were adult men (67%), followed by unaccompanied and separated children (24%), adult women (6%) and accompanied children (3%).

537 unaccompanied and separated children (UASC)* have reached Malta in 2020. Unaccompanied children originate mostly from Sudan (22%), Somalia (21%), Bangladesh (15%) and Eritrea (14%).

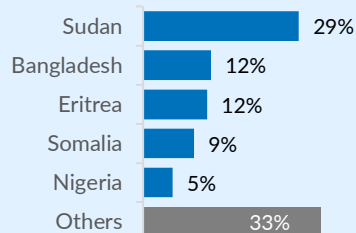
*Please note that this data is recorded before age assessment procedures have taken place.

January - October 2020



Sea Arrivals by Top 5 Nationalities

Jan - Oct 2020

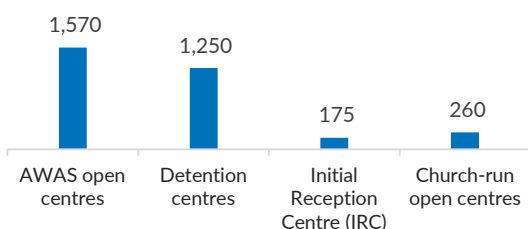


Demographics - Countries of origin

In 2020 so far, 29% of sea arrivals originated from Sudan, followed by Bangladesh (12%) and Eritrea (12%), Somalia (9%), and Nigeria (5%). In the same period last year, the most common nationalities of sea arrivals were Sudan (40%), Eritrea (7%), Nigeria (6%), Cote D'Ivoire and Mali (5%).

Population in Reception Centres

October 2020



Note: The IRC has both 'open' and 'closed' sections.

UNHCR monitoring and activities

UNHCR visits open and closed centres to provide information on the asylum system, Dublin regulation, rights and obligations, and to refer persons of concern to appropriate services. UNHCR conducts child protection activities, detention monitoring and, through its implementing partners, provides legal aid and psycho-social support in centres.

Due to restrictions on public gathering to combat COVID-19, since March 2020 UNHCR has strengthened its digital communications to provide information on COVID-19 to persons of concern. UNHCR and partner organisations have also set up dedicated telephone helplines for refugees and asylum-seekers.

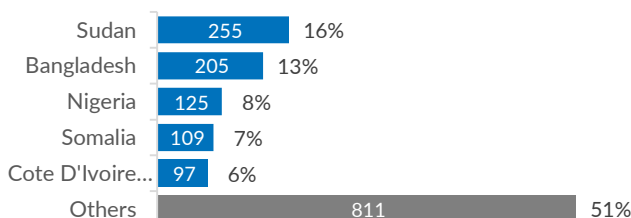
Asylum Applications and Decisions

January - October 2020

In recent years the refugee population has been mainly composed of Libyan, Syrian and Somali refugees. Currently the rate of international protection (Refugee or Subsidiary Protection status) is 15% of total decisions. There are a high number of 'closed' cases, which refers to applications that result in an administrative closure, Dublin closure, or applications that are explicitly withdrawn, implicitly withdrawn or inadmissible.

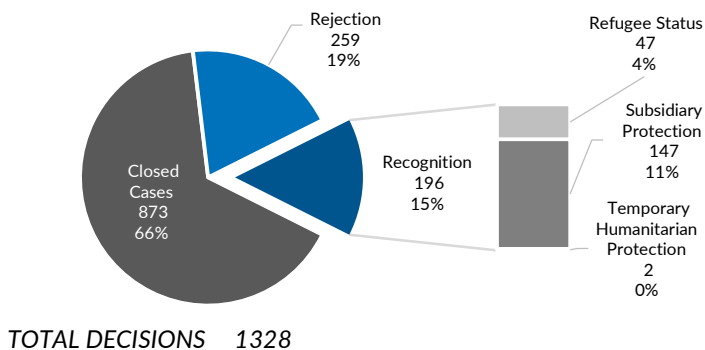
Top 5 Nationalities

of first-instance asylum applicants
Jan - Oct 2020



First Instance Asylum Applications - Decision Rates

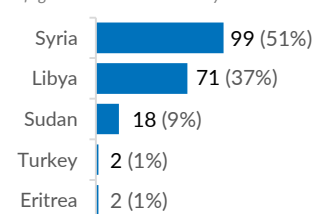
Jan - Oct 2020



TOTAL APPLICATIONS 1602

Top 5 Nationalities

Granted International Protection - Jan-Oct 2020
Refugee Status and Subsidiary Protection



TOTAL GRANTED 194