

# MALTA Factsheet

## Overview

Between 1 January and 31 October 2021, there were 607 sea arrivals to Malta. This is a 73% decrease compared to the same period last year (2,256 sea arrivals to Malta from January to October 2020).

Of the 607 persons that arrived in Malta, 63 landed on Malta spontaneously in February. The AFM rescued 14 persons in April, 68 persons in May, 164 persons in July, 48 persons in August and 143 persons in October. Following NGO rescue, 2 persons were medically evacuated to Malta in February and 8 in August. In June, 97 persons were rescued by a private boat after which they were transboarded onto an AFM boat and brought to Malta. There were no arrivals in January, March or September 2021.

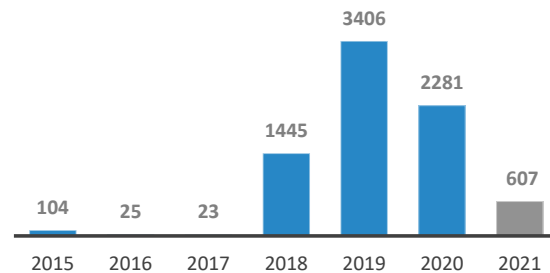
The UNHCR team attends and monitors disembarkations, providing interpretation support to the authorities and giving initial information on reception and asylum procedures to all new arrivals.

Sea arrivals in 2020  
(as of end December 2020) **2,281**

Sea arrivals in 2021  
(as of 31 October 2021) **607**

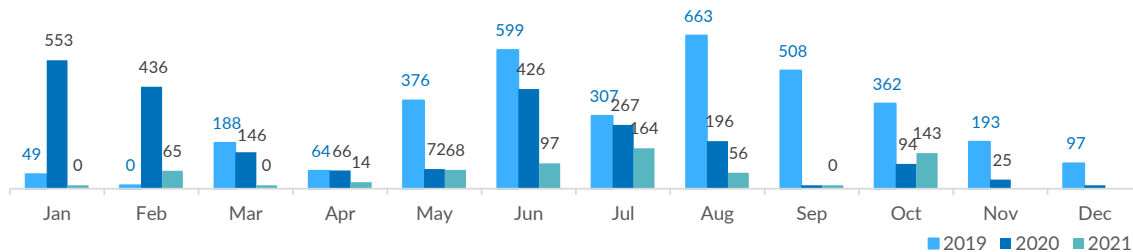
## Yearly Sea Arrivals

2015 - 2021 (until end October)



## Monthly Sea Arrivals

Jan 2019 - Oct 2021

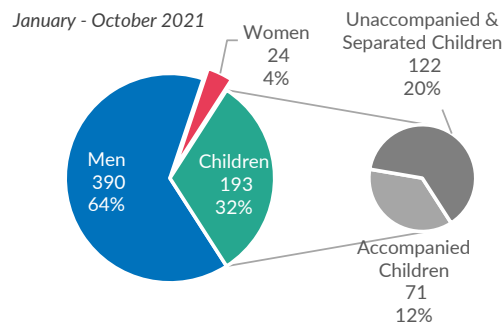


## Age and Gender Demographics

Between 1 January and 31 October, most sea arrivals to Malta were adult men (64%), followed by unaccompanied and separated children (20%), adult women (4%) and accompanied children (12%).

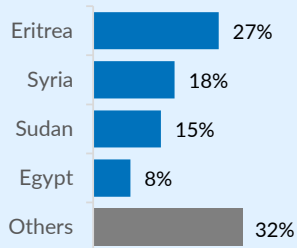
There have been 122 unaccompanied and separated children (UASC)\* arrivals in 2021.

\*Please note that this data is based on each individual's declared age on arrival, before any age assessment procedures have taken place.



### Sea Arrivals - Top 4 Nationalities

January - October 2021

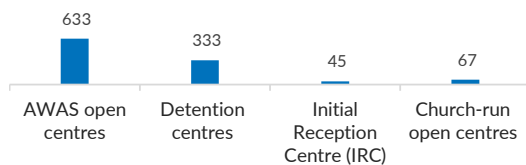


### Demographics - Countries of origin

From January to October 2021, 165 persons (27%) arrived from Eritrea, 107 persons (18%) arrived from Syria and 89 persons (15%) arrived from Sudan. 49 persons (8%) arrived from Egypt, while 197 (32%) arrived from other countries of origin.

### Population in Reception Centres

October 2021



Note: The IRC has both 'open' and 'closed' sections.

### UNHCR monitoring and activities

UNHCR visits open and closed centres to provide information on the asylum system, Dublin regulation, rights and obligations, and to refer persons of concern to appropriate services. UNHCR conducts child protection activities, detention monitoring and, through its implementing partners, provides legal aid and psycho-social support in centres.

Due to measures to combat COVID-19, since March 2020 UNHCR has strengthened its digital communications to provide information to persons of concern online and through Whatsapp. UNHCR and partner organisations have dedicated telephone helplines for refugees and asylum-seekers.

Note: UNHCR does not have updated Detention Centre figures beyond 27/09/21.

### Asylum Applications and Decisions

January - October 2021

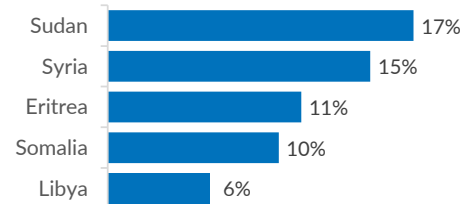
In recent years the refugee population has been mainly composed of Libyan, Syrian and Somali refugees. Currently the rate of international protection (Refugee or Subsidiary Protection status) is 5% of total decisions.

There was a high number of 'Closed' cases, referring to applications that resulted in an administrative closure, Dublin closure, or applications that are explicitly withdrawn, implicitly withdrawn or inadmissible.

### First-time Asylum Applicants

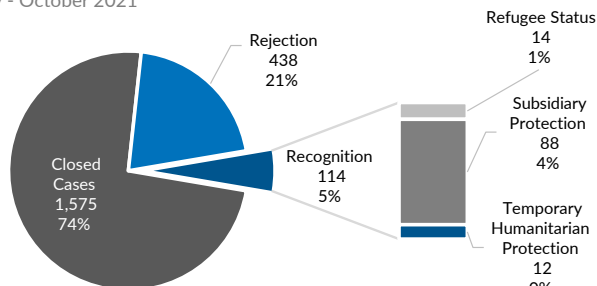
Top 5 Nationalities

January - October 2021



### First Instance Asylum Applications - Decision Rates

January - October 2021



TOTAL DECISIONS 2127

TOTAL APPLICATIONS 1014

### International Protection Rates

Refugee Status and Subsidiary Protection

Top 5 nationalities; Jan - Oct 2021

