

# MALTA Factsheet

## Overview

Between 1 January and 30 September 2022, there were 283 sea arrivals to Malta (7 persons were airlifted by AFM, 12 persons arrived spontaneously, whilst 264 persons were rescued by AFM at sea). This is a 39% decrease in arrivals compared to the same period last year (464).

In a new trend during 2022, two boats that departed from Lebanon were rescued by the AFM in the Maltese SRR and disembarked in Malta. The top five nationalities arriving by sea to Malta were from Syria (40%), Bangladesh (29%), Egypt (12%), and Lebanon (11%).

The average age of those arriving by sea was 24. As with previous years, arrivals are mostly adult males - 74%. Women and most of the children arrived as part of family units (15 families of Syrian origin, 4 Lebanese families and 3 Palestinian families).

The UNHCR team attends and monitors disembarkations, by providing interpretation support to the authorities, supporting vulnerability screening and disseminating preliminary information on reception and asylum procedures to all new arrivals.

Sea arrivals in 2021

(as of 31 December 2021)

**832**

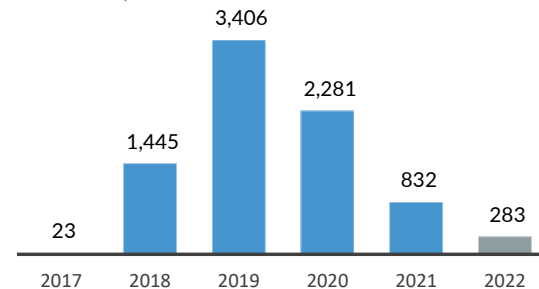
Sea arrivals in 2022

(as of 30 September 2022)

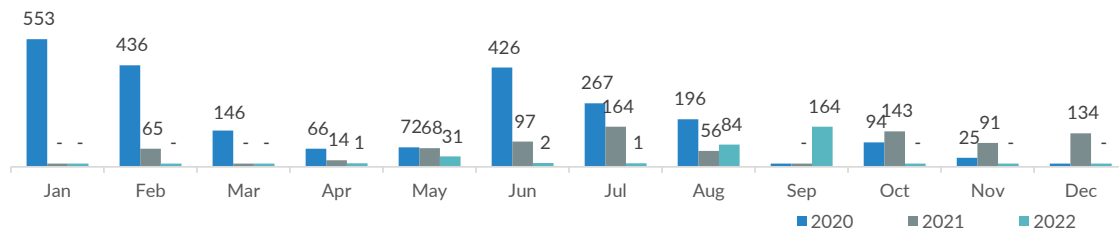
**283**

## Yearly Sea Arrivals

Jan 2017 - Sep 2022



## Monthly Sea Arrivals



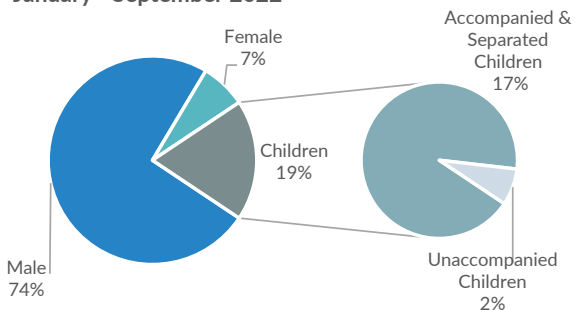
## Age and Gender Demographics

Between 1 January and 30 September, 74% (210) of arrivals were adult males, 7% (20) were adult females, and 19% (53) were children, 41 of whom were accompanied by at least one parent, 8 were separated, and 4 unaccompanied.

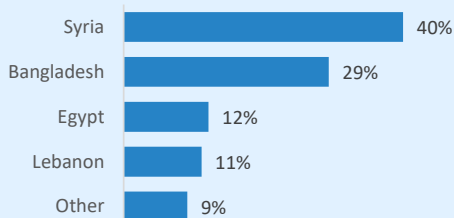
There have been no arrivals of unaccompanied and separated children (UASC)\* during the January to June 2022 period.

\*Please note that this data is based on each individual's declared age on arrival, before any age assessment procedures have taken place.

### January - September 2022



### Top Nationalities of Sea Arrivals



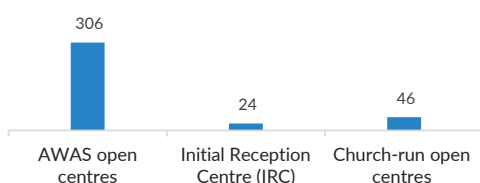
### Demographics - Countries of Origin

January - September 2022

In 2022, 92% of the arrivals by sea came from Syria, Bangladesh, Egypt and Lebanon. Syrians accounted for 40% of sea arrivals in 2022, as against 16% in 2021. In contrast to the trends in 2021 when 220 persons from Eritrea and 100 persons from Sudan landed in Malta, no arrivals among these nationalities were observed during 2022.

Increase in the number of nationals from Bangladesh was observed with 82 persons arriving during 2022 as against 10 persons in the year 2021.

### Population in Reception Centres



Note: The IRC has both 'open' and 'closed' sections. Open section counted above. In addition to the open centres, AWAS provides services and support to 221 beneficiaries who live in the community.

### UNHCR monitoring and activities

376 persons are accommodated in the open centres. UNHCR visits open and closed centres to provide information on the asylum system, Dublin Regulation, rights and obligations of asylum seekers, and to refer persons of concern to appropriate services. UNHCR, through its implementing partners, provides legal aid and psycho-social support to persons in these centres.

UNHCR has resumed meeting persons of concern face-to-face at its new premises in Ta' Xbiex. Additional channels of communication which were strengthened at the peak of the COVID-19 pandemic remain in use for the purposes of providing information to persons of concern. These include dedicated helplines and WhatsApp groups.

### Asylum Applications and Decisions

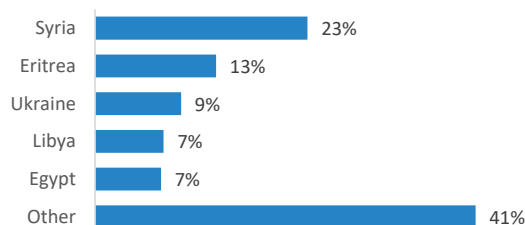
January - September 2022

Nationals from Syria, Eritrea and Ukraine were amongst the top three nationalities applying for international protection.

According to figures made available to UNHCR from January to September 2022, recognition for refugee status and subsidiary protection was mostly granted to Eritrean, Libyan and Syrian nationals (94%). 605 claims for international protection were rejected (29%), and 1,370 closed cases involved administrative closures, Dublin closures, and applications closed as implicitly withdrawn, explicitly withdrawn and inadmissible (66%).

### First-time Asylum Applicants

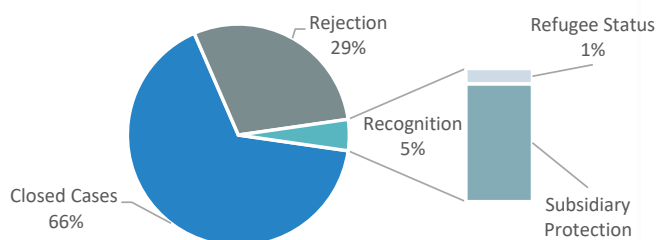
Top 5 Nationalities: January-September 2022



**TOTAL APPLICATIONS 695**

### First Instance Decision Rates

January - September 2022



**TOTAL DECISIONS 2072**

### International Protection Rates

Nationalities recognised for Refugee Status & Subsidiary Protection: January-September 2022

