

Malta

April – June 2024

Overview

The data on sea arrivals in Malta for the first half of 2024 indicates a marked decrease, with no new arrivals recorded between April and June. Year to date total sea arrivals stands at 68.

This figure represents a significant drop compared to previous years, with 380 arrivals in 2023, 444 in 2022, 832 in 2021, and 2,281 in 2020.

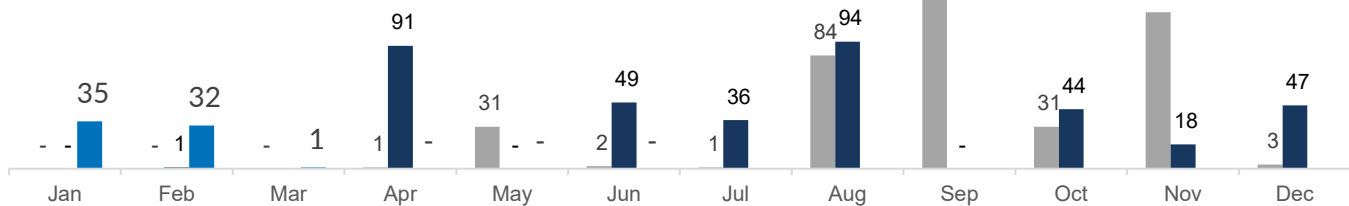
Of the arrivals in the first half, 32% (22 individuals) were Pakistani, 24% (16) were Syrian, 21% (14) were Bangladeshi, 12% (8) were Eritrean, 4% (3) were Ghanaian, 3% (2) were Ethiopian, and the other 4% (3) were made up of other nationalities.

The above marks a slight change in the composition of nationalities of arrivals in comparison to 2023, where 62% of arrivals were Bangladeshi, 14% were Syrian and 7% were Guinean.

UNHCR's protection team attends and monitors disembarkations, providing support to the authorities and initial information on reception and asylum procedures to all new arrivals.

Monthly Sea Arrivals

■ 2022 ■ 2023 ■ 2024



Arrivals Demographics

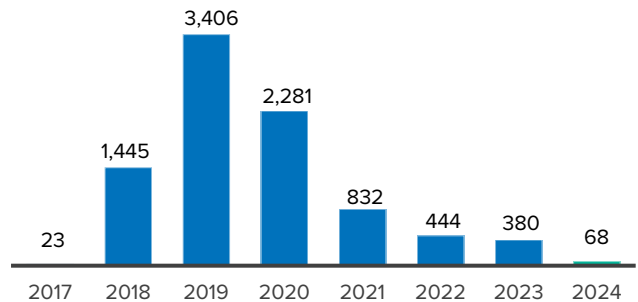
In the first quarter of 2024, an increasing majority of arrivals were adult males: 93% (63 individuals) compared to 90% (342) in 2023 and 80% in 2022.

The adult female sea arrivals constituted 1% (1 individual) of new arrivals, and 6% (4 individuals) were alleged unaccompanied children at the time of disembarkation.

All persons claiming to be unaccompanied children underwent age assessment procedures at the Agency for the Welfare of Asylum Seekers.

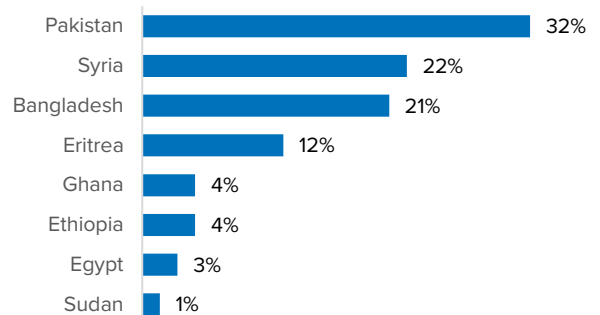
Sea Arrivals per Year

2017 – 2024



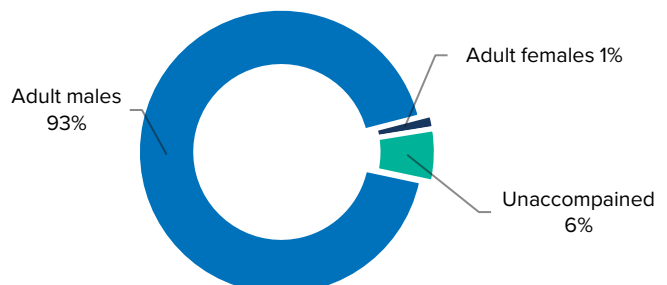
Sea Arrivals Nationalities

January - June 2024



Sea Arrivals by Gender/Age

January - June 2024



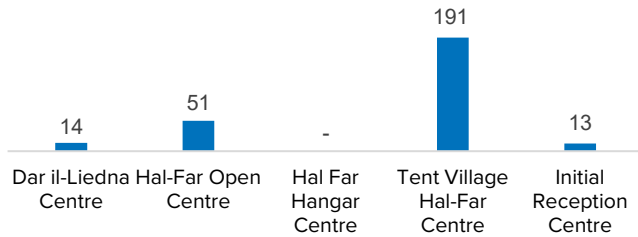
AWAS Population Demographics

Between April and June 2024, 261 individuals resided in open reception centres in Malta, with an occupancy rate of 9%. As of this year, 375 individuals have resided in open reception centres..

Additionally, 250 individuals resided in the community and benefited from social assistance. Approximately 82% (215 individuals) of the population in the reception centres were adult males, constituting the majority, and 191 of these resided in the Hal-Far Tent Village.

Population in Reception Centres

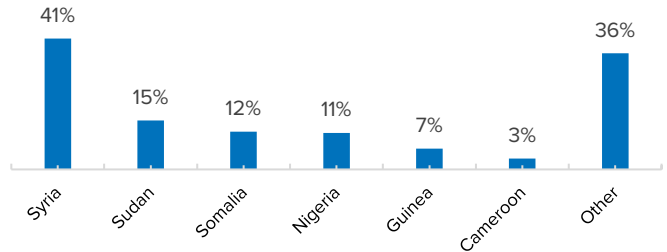
April – June 2024



Population in reception facilities: **261** / Capacity: **2,964**

Nationalities in Open Centres

April – June 2024



UNHCR has not received detention data since September 2021

Asylum Applications and Decisions

In the second quarter of 2024, the International Protection Agency received 111 first-time applications and issued 391 decisions. The recognition rate (grants of Refugee Status or Subsidiary Protection) stood at 10% (39 individuals), compared to 17% (108) in 2023, whilst the rejection rate stood at 15% (58 individuals). Temporary Humanitarian Protection (THP) was granted to 2 individuals.

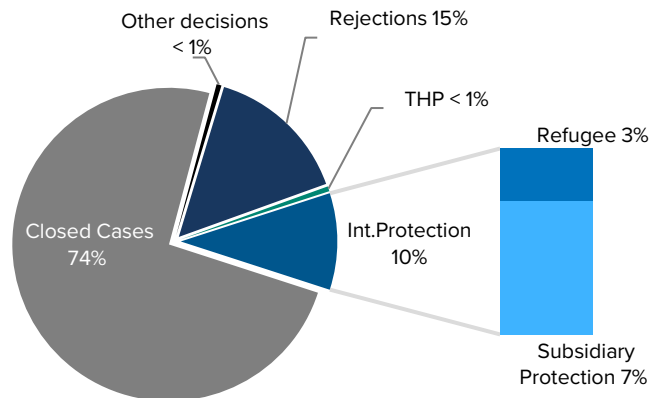
The proportion of closed cases stood at 74% (290 cases) of total 391, including decisions comprising of administrative closures (41), Dublin closures (31), applications that are explicitly (13) or implicitly withdrawn (159), inadmissible applications (22) and withdrawal of both THP and Refugee status (5).

Data analysis shows that the average waiting time for a substantive first instance decision (grant or rejection) issued in the first quarter of 2024 was 2 years. International Protection was granted, on average, after 1.5 years to Syrian nationals, and after 2 years for Eritrean nationals.

The average time for rejected cases stood at 2 years for Sudanese nationals, 2 years for Libyan and Nigerian nationals, and 2.5 years for Somali nationals.

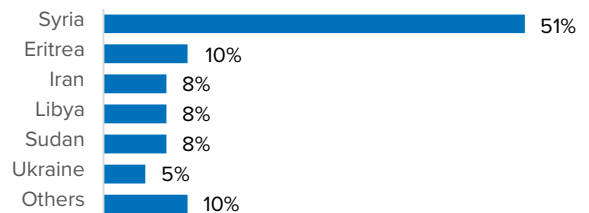
Asylum Decision Statistics

April – June 2024



Granted international protection

Nationalities as of April - June 2024



Situation of Persons fleeing Ukraine

As of June 2024

During the reporting period the International Protection Agency (IPA) has granted 85 Temporary Protection Certificates to eligible persons fleeing the war in Ukraine. Cumulatively, 2,719 certificates have been issued since February 2022 of which 2393 remain active.

Most of the beneficiaries in the second quarter of 2024 are Ukrainian nationals, except for 1 adult male and 1 adult female receiving temporary protection who are Russian nationals.

For more data, please see UNHCR's [Data Portal for the Ukraine Refugee Situation](#).

Active TP by Age and Gender

