

Malta

July – September 2024

Overview

Between July and September, there were 35 sea arrivals recorded. Year to date total sea arrivals stands at 103.

This figure represents a significant drop during the same period compared to previous years, with 130 arrivals in 2023, 260 in 2022, 220 in 2021, and 463 in 2020.

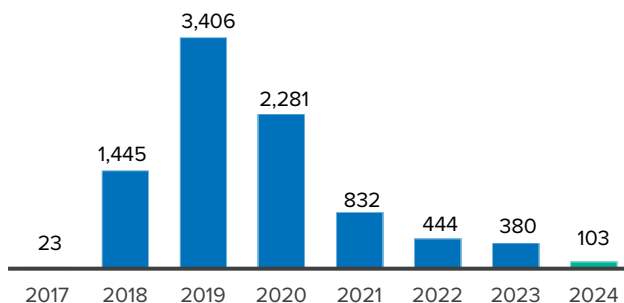
Of the sea arrivals 41% (42 individuals) were Syrian, 21% (22) were Pakistani, 14% (14) were Bangladeshi, 8% (8) were Eritrean, 7% (7) were Egyptian, 3% (3) were Ghanaian, remaining 7% (7) from other nationalities.

This marks a slight change in the composition of nationalities of arrivals in comparison to 2023, where 62% of arrivals were Bangladeshi, 14% were Syrian and 7% were Guinean.

UNHCR's protection team attends and monitors disembarkations, providing support to the authorities and initial information on reception and asylum procedures to all new arrivals.

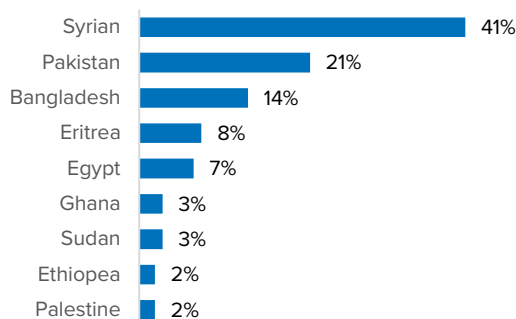
Sea Arrivals per Year

2017 – 2024



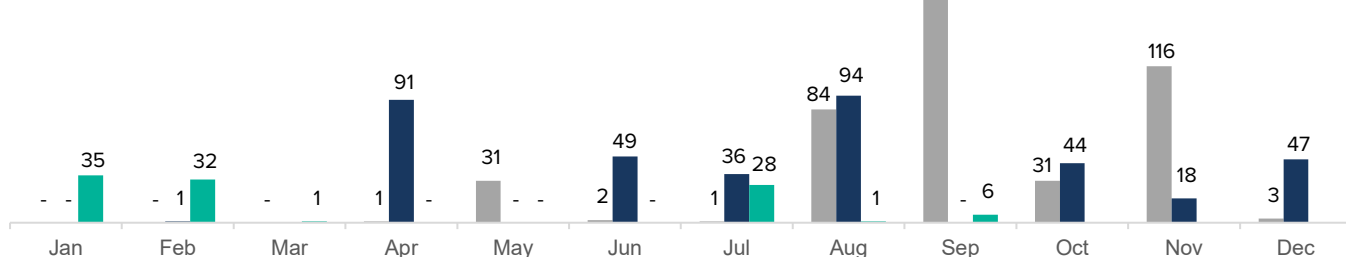
Sea Arrivals Nationalities

January - September 2024



Monthly Sea Arrivals

■ 2022 ■ 2023 ■ 2024



Arrivals Demographics

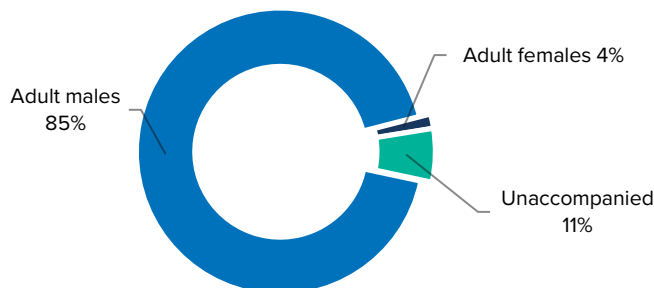
As of September 2024, most of sea arrivals were adult males: 85% (80 individuals) compared to 85% (233 individuals) during the same period in 2023 and 90% (266 individuals) in 2022, marking a significant decrease in the number of individuals.

As of September 2024, 4 Adult females arrived by sea accounted for 4%, a notable increase compared to the mid-year data, which included only 1 female.

Additionally, 11% (11 individuals) were reportedly unaccompanied children at the time of disembarkation, a significant rise from zero recorded in the mid-year data. All persons claiming to be unaccompanied children underwent age assessment procedures at the Agency for the Welfare of Asylum Seekers.

Sea Arrivals by Gender/Age

January - September 2024

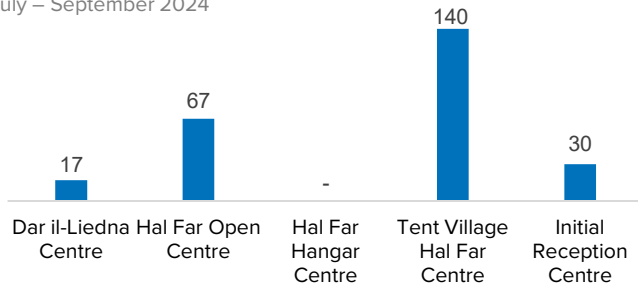


AWAS Population Demographics

Between July and September 2024, 254 individuals resided in open reception centres in Malta, with an occupancy rate of 9%. As of this year, 446 individuals have resided in open reception centres. Additionally, 318 individuals resided in the community and benefited from social assistance. Approximately 75% (192 individuals) of the population in the reception centres were adult males, constituting the majority, and 165 of these resided at the Hal Far Tent Village.

Population in Open Centres

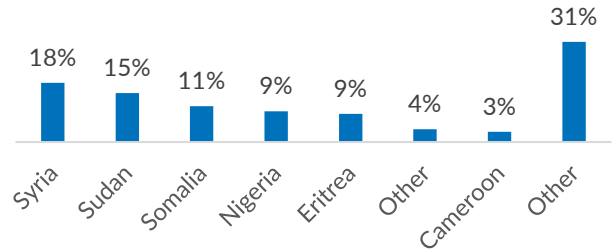
July – September 2024



Population in reception facilities: **254** / Capacity: **2,964**

Nationalities in Open Centres

July – September 2024



UNHCR has not received detention data since September 2021

Asylum Applications and Decisions

In the third quarter of 2024, the International Protection Agency received 86 first-time applications and issued 860 decisions. The recognition rate (grants of Refugee Status or Subsidiary Protection) stood at 8% (72 individuals), compared to 20% (91 individuals) in 2023, while the rejection rate stood at 5% (42 individuals). Temporary Humanitarian Protection (THP) was granted to 3 individuals.

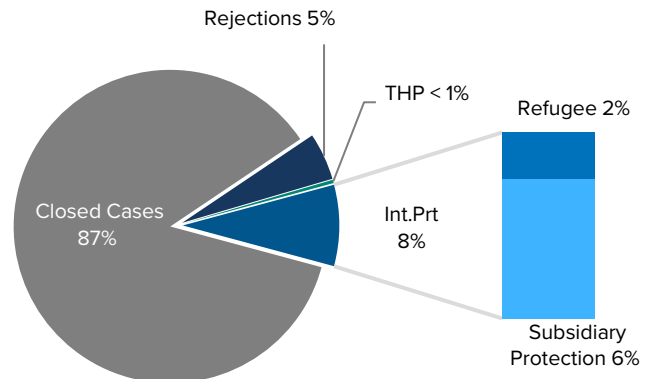
The proportion of closed cases stood at 87% (743 cases) of the total 860, including decisions comprising of withdrawal of subsidiary status (562), withdrawal of refugee status (8), administrative closures (28), Dublin closures (35), applications that are explicitly (16) or implicitly withdrawn (73), inadmissible applications (15), withdrawal of THP (3) and other (3).

Data analysis shows that the average waiting time for a substantive first instance decision (grant or rejection) issued in the third quarter of 2024 was 2 years. International Protection was granted, on average, after 3 years to Syrian nationals, and after 2.5 years to Eritrean nationals.

The average time for rejected cases stood at 2 years for Bangladeshi nationals and 2.5 years for Somali nationals.

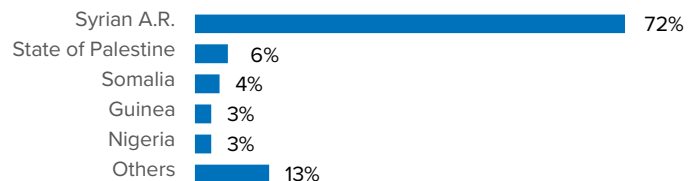
Asylum Decision Statistics

July – September 2024



Nationalities granted international protection

Between July - September 2024



Situation of Persons fleeing Ukraine

As of September 2024

During the reporting period the International Protection Agency (IPA) has granted 113 Temporary Protection Certificates to eligible persons fleeing the war in Ukraine. Cumulatively, 2,853 certificates have been issued since February 2022 of which 2506 remain active.

Most of the beneficiaries in the third quarter of 2024 are Ukrainian nationals.

For more data, please see UNHCR's [Data Portal for the Ukraine Refugee Situation](#).

Breakdown of granted TP

*113 Granted TP during the reporting period July - September

