

## Malta

October – December 2024

### Overview

Between October and December, 135 sea arrivals were recorded, bringing the total sea arrivals in 2024 to 238.

This figure represents a slight increase during the same period compared to last year, with 109 arrivals in 2023.

As of December 2024, the downward trend in total yearly sea arrivals has continued.

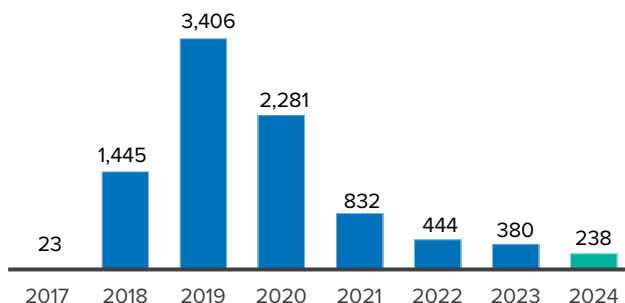
Of the sea arrivals, 73% (99 individuals) were Bangladeshi, 16% (21) were Egyptian, 7% (9) were Pakistani, 4% (5) were Syrians and 1% (1) was Eritrean.

This marks a slight change in the composition of nationalities of arrivals in comparison to same period of 2023, where 45% of arrivals were Bangladeshi, 28% were Syrian and 11% were Pakistani and the remaining 16% were of other nationalities.

UNHCR's protection team attends and monitors disembarkations, providing support to the authorities and initial information on reception and asylum procedures to all new arrivals.

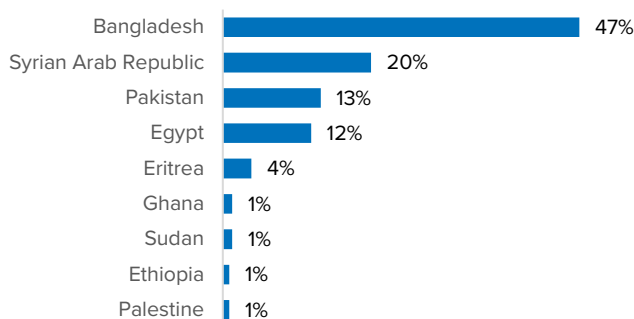
### Sea Arrivals per Year

2017 – 2024



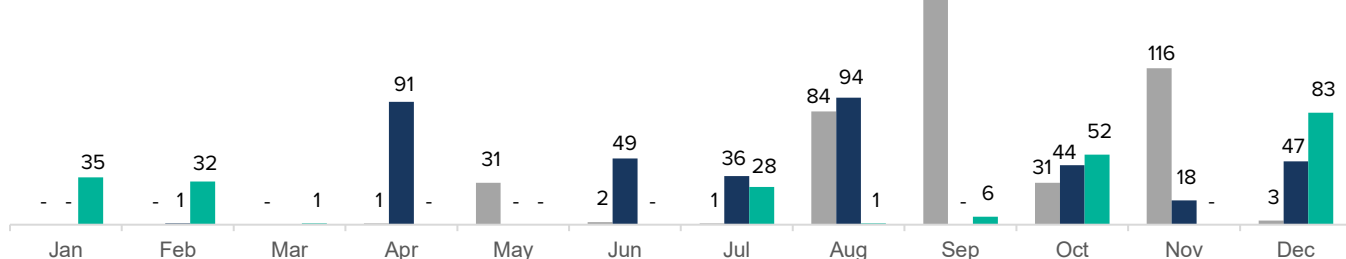
### Sea Arrivals Nationalities

January - December 2024



### Monthly Sea Arrivals

■ 2022 ■ 2023 ■ 2024



### Arrivals Demographics


As of December 2024, most of sea arrivals were adult males: 80% (190 individuals) compared to 88% (336 individuals) during 2023 and 93% (413 individuals) in 2022.

As of December 2024, 3 adult females and 1 female child arrived by sea accounted for 1%, a slight increase compared to the 2024 mid-year data, which included only 1 female.

Additionally, there was a significant increase in arrival of unaccompanied children making 19% (45 individuals) of total sea arrivals. This constitutes an increase of 67 % compared to 2023 with 27 unaccompanied children arrived in 2023.

### Sea Arrivals by Gender/Age

January - December 2024



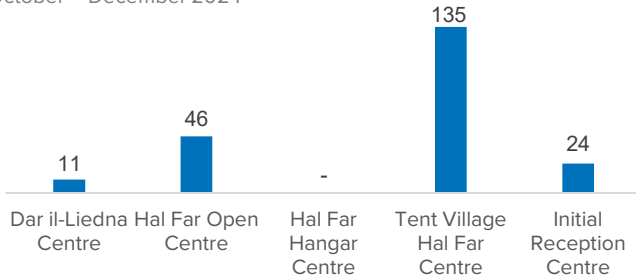
\* Figures have been adjusted based on the list received from the Maltese national authorities.

## AWAS Population Demographics

Between October and December 2024, 216 individuals resided in open reception centres in Malta, with an occupancy rate of 7%. While a total of 501 individuals have resided in open reception centres throughout 2024. Approximately 72% (155 individuals) of the population in the reception centres were adult males, 11% (22 individuals) were adult female and 17% (39 individuals) were children. Additionally, 250 individuals resided in the community and benefited from social assistance.

### Population in Open Centres

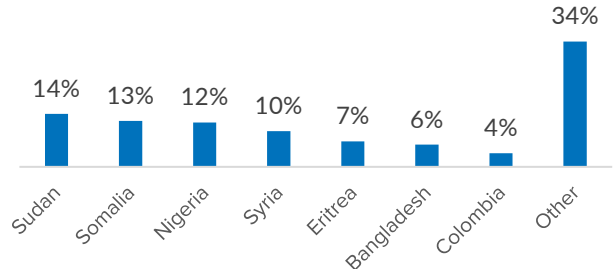
October – December 2024



Population in reception facilities: **216** / Capacity: **2,964**

### Nationalities in Open Centres

October – December 2024



UNHCR has not received detention data since September 2021

## Asylum Applications and Decisions

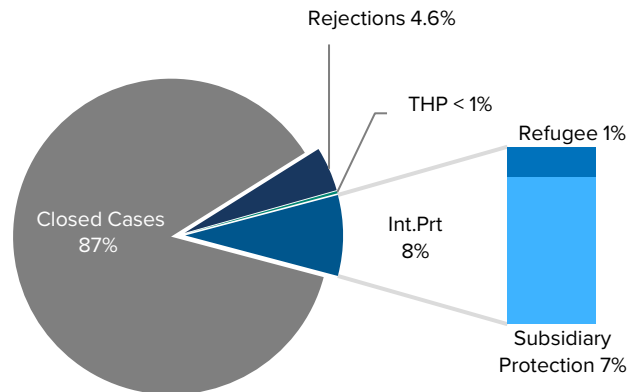
In the last quarter of 2024, the International Protection Agency received 119 first-time applications and issued 836 decisions. The recognition rate, including grants of Refugee Status (12) and Subsidiary Protection (57), totaling to 8% (69 individuals), similar to 2023, when it was 9% (43 individuals, of them 2 granted Refugee Status and 41 granted Subsidiary Protection), while the rejection rate stood at 4.6% (38 individuals), compared to 29% (146 individuals) in 2023. Temporary Humanitarian Protection (THP) was granted to 2 individuals.

The proportion of closed cases stood at 87% (727 cases) of the total 836, including decisions comprising of withdrawal of subsidiary status (566), withdrawal of refugee status (1), administrative closures (35), Dublin closures (28), applications that are explicitly (15) or implicitly withdrawn (57), inadmissible applications (19), withdrawal of THP (2) and other (4).

Data analysis shows that the average waiting time for a substantive first instance decision (grant or rejection) issued in the last quarter of 2024 was 2 years. International Protection was granted, on average, after 3 years to Syrian nationals, and after 2.5 years to Eritrean nationals.

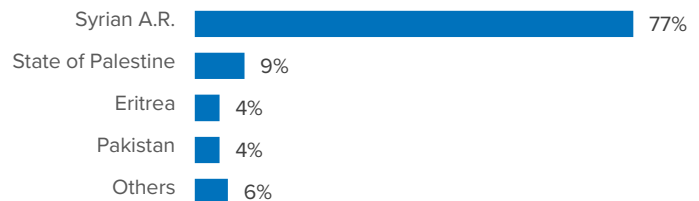
### Asylum Decision Statistics

October – December 2024



### Nationalities granted international protection

October - December 2024



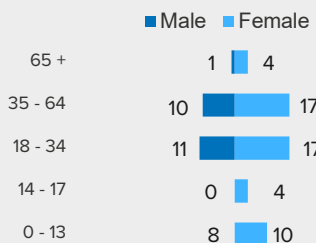
## Situation of Persons fleeing Ukraine

October - December 2024

During the reporting period, the International Protection Agency (IPA) has granted 82 Temporary Protection Certificates to eligible persons fleeing the war in Ukraine. Cumulatively, 2,953 certificates have been issued since February 2022 of which 2,588 remain active.

### Breakdown of granted TP

\* 82 Granted TP during the reporting period October - December



For more data, please see UNHCR's [Data Portal for the Ukraine Refugee Situation](#).