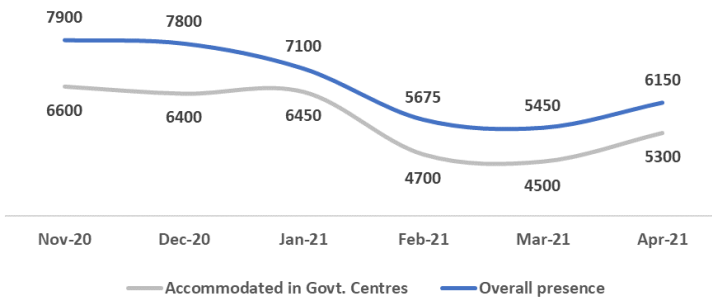


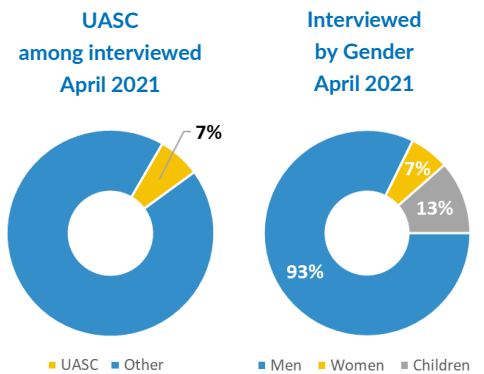
Serbia

APRIL 2021

Asylum-seekers and migrants - presence and shelter



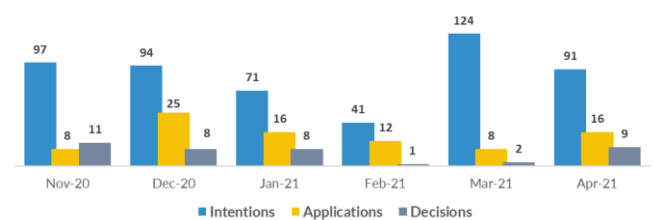
Newly arrivals in government centers – April:	4,344	↑
Newly arrivals in government centers – March:	3,831	↑
Total interviewed cases – April:	1,117	↑
Total interviewed cases – March:	1,072	↑
Total of unaccompanied children among interviewed – April:	74	↑
Total of unaccompanied children among interviewed – March:	46	↑
Total occupancy of government centers – end April:	5,277	↑
Total occupancy of government centers – end March:	4,696	↑
Total presence of refugees/migrants – end April:	6,165	↑
Total presence of refugees/migrants – end March:	5,463	↑



Asylum processing

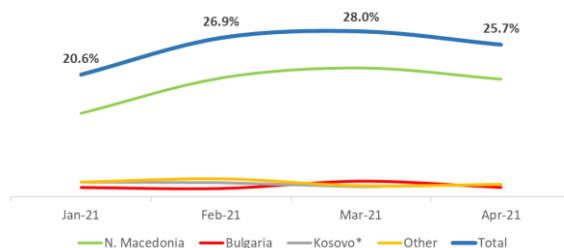
Intentions to seek asylum – April:	91	↓
Intentions to seek asylum – March:	124	↓
Applications for asylum submitted – April:	16	↑
Applications for asylum submitted – March:	8	↑
Substantive decisions - April:	9	↑
Substantive decisions - March:	2	↑
Positive decisions - April:	2	↑
Positive decisions - March:	0	↑

Asylum intentions/applications/decisions

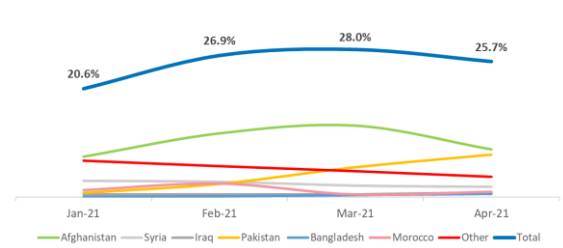


Observed new arrivals - demographics and country of transit

Percentage of interviewed by country of transit



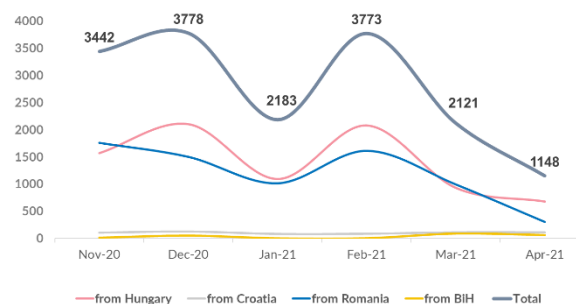
Percentage of interviewed by country of origin



Reported pushbacks into Serbia

Collective expulsions from Hungary - April:	677	↓
Collective expulsions from Hungary - March:	929	↓
Collective expulsion from Croatia - April:	111	
Collective expulsions from Croatia - March:	111	
Collective expulsions from Romania - April:	298	↓
Collective expulsions from Romania - March:	991	↓
Collective expulsions from BiH - April:	62	↓
Collective expulsions from BiH - March:	90	↓

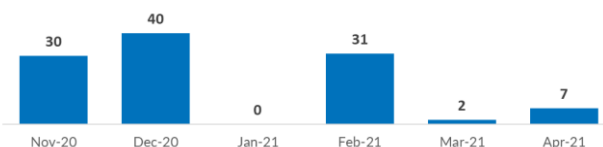
Reported collective expulsions into Serbia



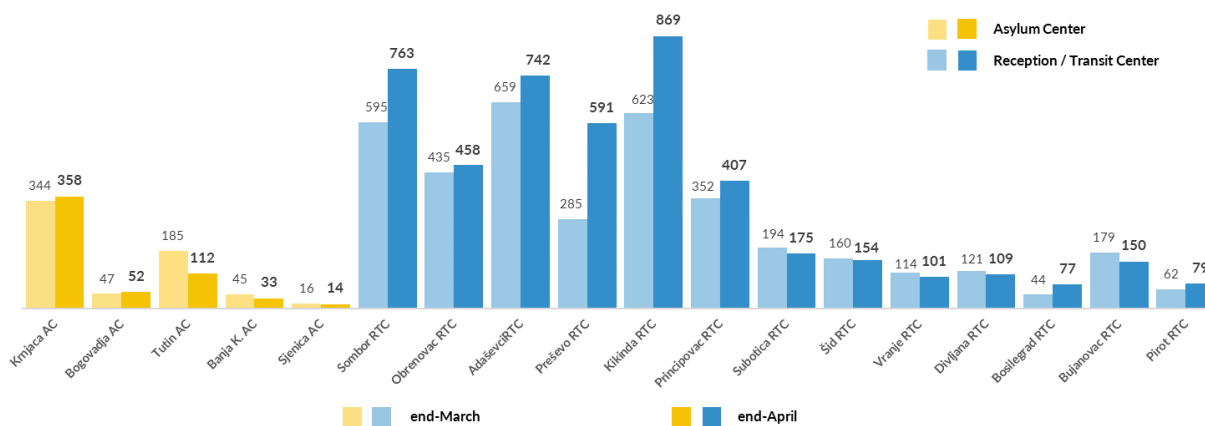
Reported pushbacks from Serbia to North Macedonia

Pushbacks to N. Macedonia - April:	7	↑
Pushbacks to N. Macedonia - March:	2	↑

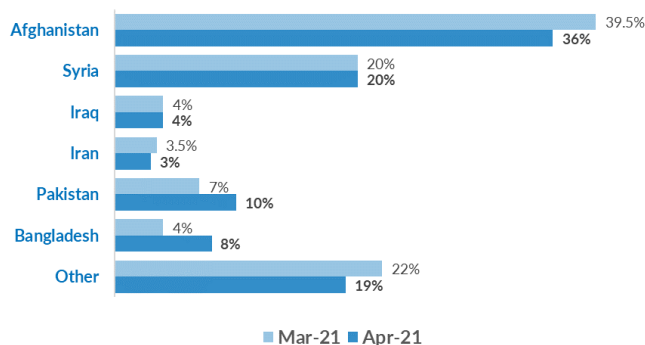
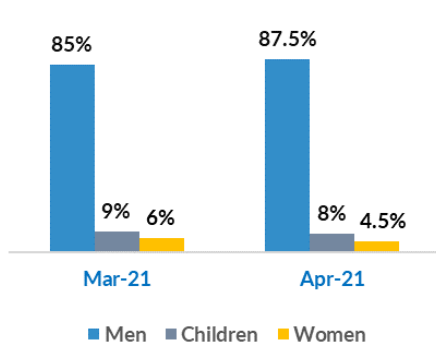
Pushbacks from Serbia to North Macedonia



Occupancy of Asylum and Reception/Transit Centers



Profile of asylum-seekers/migrants



Asylum statistics are provided by the Ministry of Interior and government centres statistics by SCRM.

Other information is based on findings of UNHCR staff and partners. If you use this content, please refer to UNHCR as source.