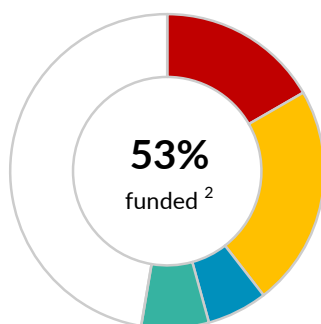
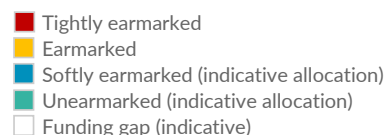


\$312.5 million

UNHCR's financial requirements 2021 ¹


NORTH AFRICA

as of 31 December 2021



CONTRIBUTIONS ³ | USD

	Unearmarked	Softly earmarked	Earmarked	Tightly earmarked	Total
United States of America	-	3,700,000	59,837,869	348,297	63,886,166
European Union	-	-	-	29,179,796	29,179,796
Germany	-	8,403,470	8,011,664	1,116,038	17,531,171
Italy	-	-	5,128,778	3,898,475	9,027,253
Netherlands	-	-	-	4,660,995	4,660,995
Austria	-	-	2,447,980	495,349	2,943,329
Japan	-	-	-	2,324,859	2,324,859
Spain	-	-	-	2,001,715	2,001,715
Fast Retailing Co., Ltd. (UNIQLO)	-	-	-	1,639,721	1,639,721
African Development Bank Group	-	-	-	1,448,467	1,448,467
Norway	-	-	-	1,367,217	1,367,217
UN Peacebuilding Fund	-	-	466,667	700,000	1,166,667
Canada	-	-	873,709	-	873,709
Denmark	-	-	-	787,473	787,473
Monaco	-	-	-	525,070	525,070
Luxembourg	-	238,949	238,949	-	477,897
Greece	-	-	-	472,255	472,255
HSBC Bank plc	-	-	-	375,000	375,000
Comic Relief	-	-	-	312,071	312,071
France	-	-	-	293,083	293,083
Vodafone Foundation	-	-	-	268,654	268,654
Switzerland	-	-	-	174,043	174,043
Google	-	-	-	157,026	157,026
International Organization for Migration	-	-	-	50,000	50,000
UN Children Fund	-	-	3,052	46,948	50,000
United Kingdom	-	-	-	34,017	34,017
Morocco	-	-	-	26,918	26,918
UN Trust Fund for Human Security	-	-	24,817	-	24,817
World Food Programme	-	-	-	7,254	7,254
Holy See	-	-	-	5,000	5,000
Other private donors	-	-	844	270,095	270,938
Sub-total	-	12,342,418	77,034,330	52,985,835	142,362,583
Indicative allocation of funds and adjustments	21,679,979	7,111,814	(5,697,313)	(915,389)	22,179,091
Total	21,679,979	19,454,233	71,337,016	52,070,446	164,541,674

Methodology: Unearmarked funding is allocated and reallocated multiple times during the year to allow UNHCR to fund prioritised activities. This funding update includes an indicative allocation of funds so as to accurately represent the resources available for the sub-region. The contributions earmarked for North Africa shown above are combined with an indicative allocation of the softly earmarked and unearmarked contributions listed below. This allocation respects different levels of earmarking. Adjustments relate to programme support costs and carry-over.

OTHER SOFTLY EARMARKED CONTRIBUTIONS ⁴ | USD

Germany 29.7 million | Private donors Australia 14.6 million | United States of America 5.4 million | Spain 4.8 million | Private donors Germany 3.8 million | Private donors Republic of Korea 2.8 million | Private donors USA 2.8 million | Norway 2.3 million

Malta | Luxembourg | Japan | Holy See | France | Austria | Private donors

■ UNEARMARKED CONTRIBUTIONS ⁵ | USD


Private donors Spain 83.8 million | **Norway** 80 million | **Sweden** 75.4 million | **Private donors Japan** 43.6 million | **Private donors Republic of Korea** 42.4 million | **United Kingdom** 40.4 million | **Netherlands** 36.1 million | **Denmark** 34.6 million | **Germany** 26 million | **Japan** 23.4 million | **Private donors Italy** 22.5 million | **Private donors Sweden** 21.7 million | **France** 20.2 million | **Private donors USA** 17.7 million | **Switzerland** 16.4 million | **Ireland** 12.5 million | **Belgium** 11.9 million | **Italy** 10.7 million

Algeria | Armenia | Australia | Austria | Bulgaria | Canada | Costa Rica | Cyprus | Estonia | Finland | Holy See | Iceland | Liechtenstein | Luxembourg | Malta | Mexico | Monaco | Montenegro | Morocco | New Zealand | Peru | Philippines | Portugal | Qatar | Republic of Korea | Russian Federation | Saudi Arabia | Serbia | Singapore | South Africa | Spain | Thailand | Turkey | United Arab Emirates | Uruguay | Private donors

Notes:

1. The financial requirements for North Africa are for the operations in Algeria, Egypt, Libya, Mauritania, Morocco, Tunisia and Western Sahara.
2. The percentage funded (53%) and total funding amount (\$164,541,674) are indicative based on the methodology described above. This leaves an indicative funding gap of \$147,934,692 representing 47% of the financial requirements.
3. Contributions to North Africa are shown by the earmarking modality as defined in the Grand Bargain.
4. Due to their earmarking at the region, or to a related situation or theme, the other softly earmarked contributions listed are those which can potentially be used in North Africa. Where a donor has contributed \$2 million or more, the total amount of the contributions is shown.
5. Contributed without restrictions on its use, unearmarked funding allows UNHCR critical flexibility in how best to reach refugees and other populations of concern who are in the greatest need and at the greatest risk. Where a donor has contributed \$10 million or more, the total amount of the contribution is shown.

For more information: <http://reporting.unhcr.org>

 Follow us on @UNHCRgov