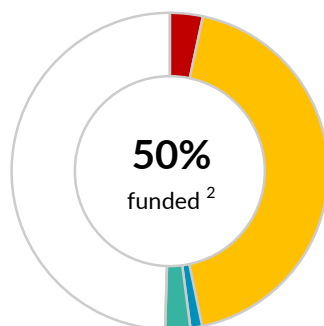
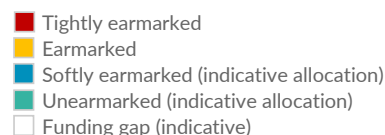


\$42.5 million

 UNHCR's financial requirements 2022 ¹


GUATEMALA

as of 31 December 2022



CONTRIBUTIONS ³ | USD

	■ Unearmarked	■ Softly earmarked	■ Earmarked	■ Tightly earmarked	Total
United States of America	-	-	18,357,258	-	18,357,258
UN Joint Programmes	-	-	-	460,837	460,837
Canada	-	-	-	354,331	354,331
Spain	-	-	-	232,678	232,678
UN Peacebuilding Fund	-	-	203,675	-	203,675
European Union	-	-	-	63,224	63,224
France	-	-	-	54,348	54,348
Luxembourg	-	-	38,851	-	38,851
Sub-total	-	-	18,599,784	1,165,419	19,765,203
Indicative allocation of funds and adjustments	1,083,733	510,114	(176,338)	258,822	1,676,332
Total	1,083,733	510,114	18,423,446	1,424,241	21,441,535

Methodology: Unearmarked funding is allocated and reallocated multiple times during the year to allow UNHCR to fund prioritised activities. This funding update includes an indicative allocation of funds so as to accurately represent the resources available for the country. The contributions earmarked for Guatemala shown above are combined with an indicative allocation of the softly earmarked and unearmarked contributions listed below. This allocation respects different levels of earmarking. Adjustments relate to programme support costs and carry-over.

■ OTHER SOFTLY EARMARKED CONTRIBUTIONS ⁴ | USD

Private donors Australia 13.8 million | United States of America 8.1 million | Private donors USA 7.6 million | Private donors Germany 5.4 million | Canada 3 million | Private donors Republic of Korea 2.4 million | Private donors Italy 2.2 million
 Germany | Japan | Spain | Switzerland | Private donors

■ UNEARMARKED CONTRIBUTIONS ⁵ | USD


Sweden 99.3 million | Private donors Spain 77.4 million | Norway 72.5 million | Private donors Japan 62.1 million | Private donors USA 40.5 million | United Kingdom 40.1 million | Private donors Republic of Korea 37.5 million | Netherlands 37.2 million | Denmark 35.6 million | Germany 23.9 million | Japan 21.7 million | Private donors Italy 21.1 million | France 18.5 million | Switzerland 18.4 million | Private donors Sweden 15.7 million | Private donors Canada 14.9 million | Belgium 11.9 million | Ireland 11.8 million | Italy 10 million

Algeria | Armenia | Australia | Austria | Azerbaijan | Bulgaria | Canada | Costa Rica | Cyprus | Estonia | Finland | Holy See | Iceland | Kuwait | Liechtenstein | Lithuania | Luxembourg | Mexico | Monaco | Montenegro | Morocco | New Zealand | Peru | Philippines | Portugal | Qatar | Republic of Korea | Russian Federation | Saudi Arabia | Singapore | Spain | Thailand | Türkiye | Uruguay | Private donors

Notes:

- The financial requirements for Guatemala are those of the North of Central America Situation.
- The percentage funded (50%) and total funding amount (\$21,441,535) are indicative based on the methodology described above. This leaves an indicative funding gap of \$21,033,103 representing 50% of the financial requirements.
- Contributions to Guatemala are shown by the earmarking modality as defined in the Grand Bargain.
- Due to their earmarking at the region or sub-region, or to a related situation or theme, the other softly earmarked contributions listed are those which can potentially be used for Guatemala. Where a donor has contributed \$2 million or more, the total amount of the contributions is shown.
- Contributed without restrictions on its use, unearmarked funding allows UNHCR critical flexibility in how best to reach refugees and other populations of concern who are in the greatest need and at the greatest risk. Where a donor has contributed \$10 million or more, the total amount of the contribution is shown.

For more information: <http://reporting.unhcr.org>

 Follow us on @UNHCRgov