



UNHCR
The UN Refugee Agency

GLOBAL REPORT

2022



The High Commissioner for Refugees is mandated by the United Nations to lead and coordinate international action for the worldwide protection of refugees and the resolution of refugee problems. Its primary purpose is to safeguard the rights and well-being of refugees. In its efforts to achieve this objective, the Office strives to ensure that everyone can exercise the right to seek asylum and find safe refuge in another State, and to return home voluntarily. By assisting refugees to return to their own country or to settle permanently in another country, UNHCR also seeks lasting solutions to their plight.

GLOBAL REPORT 2022

UNHCR's Executive Committee and the UN General Assembly have authorized involvement with other groups. These include former refugees who have returned to their homeland, internally displaced people, and persons who are stateless or whose nationality is disputed. The Office seeks to reduce situations of forced displacement by encouraging States and other institutions to create conditions which are conducive to the protection of human rights and the peaceful resolution of disputes. In all of its activities, it pays particular attention to the needs of children and seeks to promote the equal rights of women and girls.

The Office carries out its work in collaboration with many partners, including governments, regional organizations, and international and non-governmental organizations. It is committed to the principle of participation, believing that refugees and others who benefit from the Office's activities should be consulted over decisions which affect their lives.

Table of contents

The Global Report presents the work carried out by UNHCR in 2022 to protect and improve the lives of tens of millions of people under UNHCR's mandate – refugees and asylum-seekers, returnees, internally displaced people, stateless persons and others of concern. It highlights the year's achievements, as well as challenges faced by the organization and its partners, in responding to multiple life-threatening crises and ever-growing humanitarian needs.



OVERVIEW

- 4 Foreword by the High Commissioner
- 6 UNHCR in 2022, key figures
- 8 Map of forcibly displaced and stateless populations in 2022
- 10 COMPASS and the global results framework
- 12 Funding UNHCR's programmes



REGIONAL SUMMARIES

- 54 East and Horn of Africa and the Great Lakes
- 62 Southern Africa
- 68 West and Central Africa
- 74 The Americas
- 82 Asia and the Pacific
- 90 Europe
- 98 Middle East and North Africa



IMPACT, OUTCOME AND FOCUS AREAS

- 107 Global overview of Impact Areas
- 118 The Global Compact on Refugees
- 120 **Focus Area** Internal displacement
- 124 **Outcome Area 1** Access to territory, registration and documentation
- 126 **Outcome Area 2** Refugee status determination
- 128 **Outcome Area 3** Protection policy and law
- 130 Core indicators for OA1-OA3
- 132 **Focus area** Statelessness
- 136 **Outcome Area 4** Gender-based violence
- 140 **Outcome Area 5** Child protection
- 142 **Outcome Area 6** Safety and access to justice
- 144 Core indicators for OA4-OA6



- 146 **Focus Area** Climate action
- 150 **Outcome Area 7** Community engagement and women's empowerment
- 156 **Outcome Area 8** Well-being and basic needs
- 160 **Outcome Area 9** Sustainable housing and settlements
- 162 **Outcome Area 10** Healthy lives
- 164 **Outcome Area 11** Education
- 168 **Outcome Area 12** Clean water, sanitation and hygiene
- 170 Core indicators for OA7-OA12



- 172 **Focus Area** Working with development partners
- 176 **Outcome Area 13** Self-reliance, economic inclusion and livelihoods
- 178 **Outcome Area 14** Voluntary repatriation and sustainable reintegration
- 181 **Outcome Area 15** Resettlement and complementary pathways
- 184 **Outcome Area 16** Local integration and other local solutions
- 186 Core indicators for OA13-OA16



ENABLING AREAS

- 188 Enabling Areas summary

ANNEXES

- 196 Member States of UNHCR's Executive Committee and Parties to the Refugee and Statelessness Conventions
- 198 Acronyms

The [Global Focus website](#) is UNHCR's main operational reporting platform for donors. Regularly updated, it complements and augments information in the Global Report and the Global Appeal with greater detail on UNHCR operations, data on key operational themes and objectives, and in-depth information on UNHCR's budgets, funding and expenditure. It contains also a glossary of technical terms used throughout this publication.





Meeting the challenges of record displacement

© UNHCR/Colin Delfosse

High Commissioner Filippo Grandi visits the ruins of a Ukrainian Government building in the city of Mykolaiv, Ukraine. The building was hit during a strike in March 2022, destroying the office of the Governor of Mykolaiv oblast (region).

2022 was another year of terrible trials that risked overwhelming many areas of hope and progress. The war in Ukraine unleashed one of the largest and fastest-moving displacement crises in UNHCR's history and an economic shock that reverberated through global food and fuel markets. Conflict convulsed Ethiopia, the Sahel, Myanmar and eastern parts of the Democratic Republic of the Congo. Protracted crises dragged on and, where conflicts

subsided – as in Afghanistan or South Sudan – there were still risks and dangers, especially for women and girls. The slide towards poverty, already hastened by the privations of the pandemic, accelerated as jobs remained scarce and living costs rose. Millions were forced to make dangerous onward journeys in search of safety, often travelling alongside those trying to make a better future. The number of forcibly displaced people soared to an

unprecedented 108 million, adding to the pressures on host countries and humanitarian donors. Millions more were stateless. The climate emergency's unrelenting onslaught caused floods, droughts and hunger, forcing people without the means or capacity to mitigate or adapt to the emergency to flee. The needs of millions went unmet as donor generosity was uneven in its distribution, funding some emergencies, while leaving precious little for those exiled by forgotten and neglected crises.

Where, amid this exhausting gloom, do we see any hope? Indeed, in an era of xenophobic populism and hate speech, it is easy to feel despondent. But we must not overlook the fundamental bedrock of support for people who are forcibly displaced or stateless. This is built upon the decency of the [vast majority of ordinary people](#) and is codified in a growing number of agreements, starting with the 1951 Convention relating to the Status of Refugees, that commit States to upholding rights and tackling the root causes of displacement and statelessness. In 2022, many people rediscovered the meaning of the word “refugee” as the war in Ukraine made them question their own prejudices about people who are displaced in crises globally. The stories of those who had made dangerous journeys often touched hearts and opened minds. In funding terms, this surging support for refugee causes brought UNHCR a record \$1.2 billion in donations from individuals, companies and foundations. The number of refugees resettled in third countries nearly doubled, reaching its highest in six years.

UNHCR is proceeding with determination and innovation, creating conditions that will reduce the impact of forced displacement and statelessness, and help people find solutions. In 2022, we created “[pockets of hope](#)” in South Sudan, “[Blue dot hubs](#)” for Ukrainian refugees, and boosted [cash assistance](#) and community engagement globally to give people more control of their own lives and futures. We invested in data to better make the case for including displaced people and eradicating statelessness, and we built coalitions and partnerships to bring about solutions and reduce

the burden on host countries. African States came together to end one long-running refugee situation in Côte d'Ivoire, and built a coalition of support to tackle another, in the Central African Republic.

This kind of cooperation is at the core of the [Global Compact on Refugees](#), a global tool that will gain renewed impetus at the Global Refugee Forum later this year. The Compact has helped foster a growing recognition of the futility, inhumanity and profligacy of excluding and further disadvantaging millions of people, who have already suffered from conflict, violence, persecution or discrimination. Our work with development partners turns this cognitive shift into concrete action, with investments in stability and steps towards financial and social inclusion of the displaced and their hosts. Jobs programmes in countries such as Brazil and Mexico are successfully turning thousands of refugees into employees and taxpayers. In Kenya, UNHCR has developed a four-year [livelihoods strategy](#) to complement the Government's comprehensive and sustainable approach to addressing the refugee situation. Kenya has also shown leadership on ending situations of statelessness, with a decision to recognize the [Pemba community](#) as citizens in 2022.

These are just a few examples that show the positive changes that are happening, despite the global challenges. In 2022, UNHCR laid the groundwork for more, including through our “[Strategic Directions 2022-2026](#)” which reaffirmed our commitment to protect, respond, include, empower and solve. Achieving these goals requires action from the international community. Many States are already generous donors and hosts, but more can still be done. Whatever your own situation, I hope you will support this vision, and I urge you to read this Global Report to see how we put our ambitions into practice in 2022.

– Filippo Grandi
UNHCR High Commissioner

UNHCR in 2022

To protect and assist **112.6 million** forcibly displaced and stateless people in 135 countries and territories,



UNHCR's budget was **\$10.714 billion**



It received **\$5.851 billion**



Its expenditure was **\$5.607 billion**

Key figures



Global partners
\$1.496 billion was implemented through **1,239** partners funded by UNHCR in **109** operations



Registration
3.1 million individual registrations were recorded in PRIMES proGres v4
4.1 million individuals were biometrically enrolled in BIMS



Resettlement
58,457 refugees and asylum-seekers departed on resettlement



Emergency deployments
492 UNHCR and partner staff deployments to support **35** new emergencies



Statelessness
32,426 stateless persons gained a nationality or had it confirmed



Emergency response
\$37 million of core relief items were dispatched to **25 million** people



Local integration
6.6 million refugees and asylum-seekers gained residency status or had it confirmed



Returns
339,301 refugees and asylum-seekers voluntarily returned in safety and dignity to their country of origin

Multisectoral monitoring | 2022 year-end figures

Protection



21.2 million forcibly displaced and stateless people accessed protection services

The number of forcibly displaced and stateless **children** who accessed protection services:

8.4 million

	Total	Children (out of total)
Refugees:	10.7M	4.4M
IDPs:	7.0M	2.7M
Others of concern:	3.5M	1.3M

Countries reporting: **154**



73% of countries had gender-based violence services available to forcibly displaced and stateless people who are survivors

Countries reporting: **131**



78% of countries had child protection services available to forcibly displaced and stateless children

Countries reporting: **125**

Social protection



6.2 million refugees and asylum-seekers benefited from government social protection programmes

Countries reporting: **70**

Basic needs



9.8 million refugees, IDPs and others of concern received cash assistance

Countries reporting: **109**

Health



12 million refugees, asylum-seekers, and others of concern received essential health care services

Countries reporting: **85**



994,000 women and girls received sexual and reproductive health services

Countries reporting: **57**



1.1 million refugees, asylum-seekers and others of concern (including children, parents and primary caregivers) received mental health and psychosocial support services

Countries reporting: **82**



140,000 children 6-59 months were admitted for treatment of moderate acute malnutrition (MAM)

72,500 children 6-59 months were admitted for treatment of severe acute malnutrition (SAM)

Countries reporting: **37**

Accountability to affected people



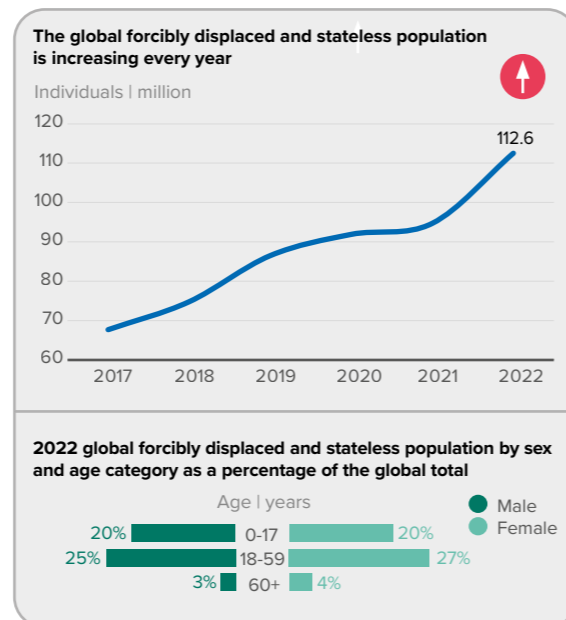
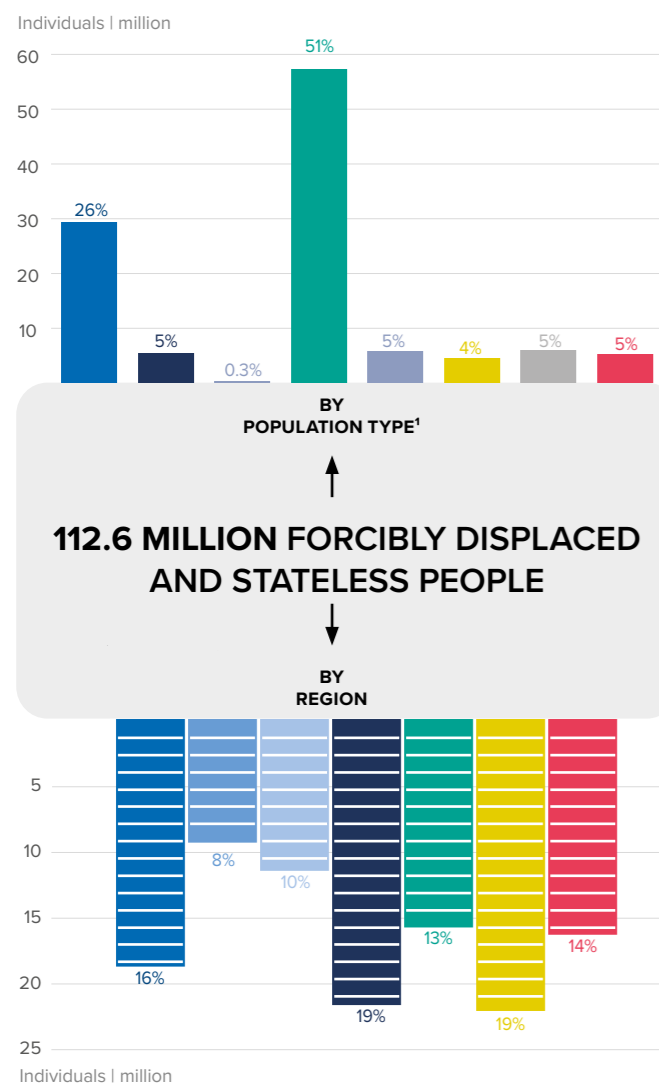
69% of reporting countries had a multi-channel feedback and response system that was designed based on consultations with forcibly displaced and stateless people

Countries reporting: **144**

167 countries participated in this reporting cycle
Figures are based on reporting undertaken by UNHCR country and multi-country offices.
The figures for 'others of concern' include returnees, stateless persons, host communities and other people in need of international protection.
Sexual and reproductive health services include antenatal care, assisted delivery, postnatal care, family planning services and health services for survivors of gender-based violence.

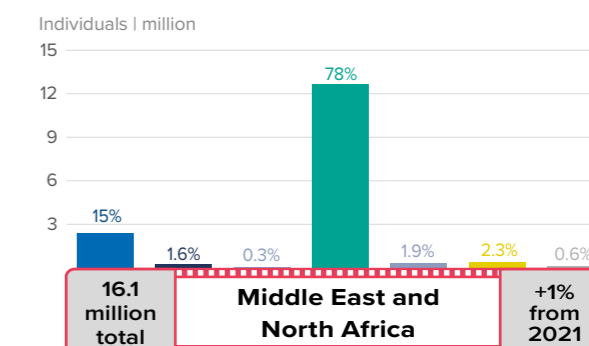
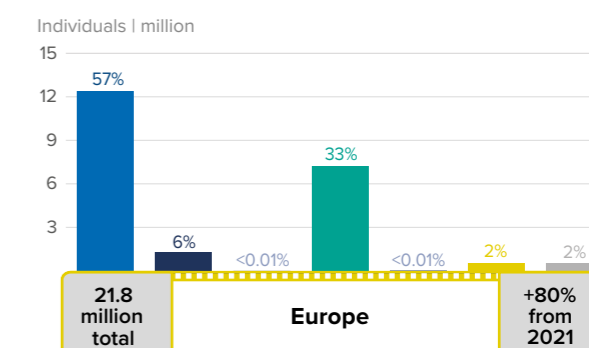
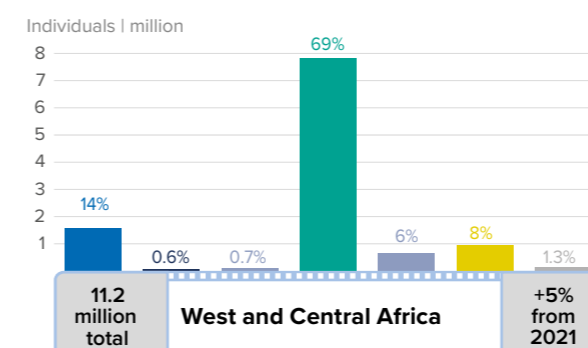
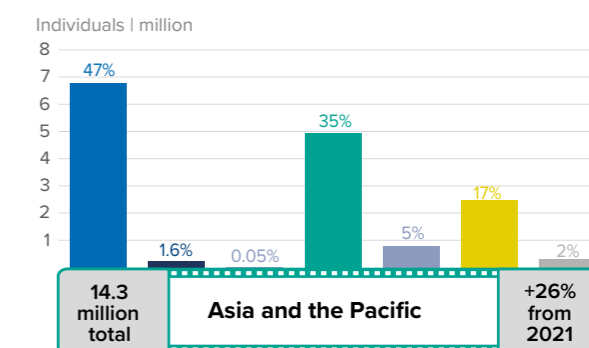
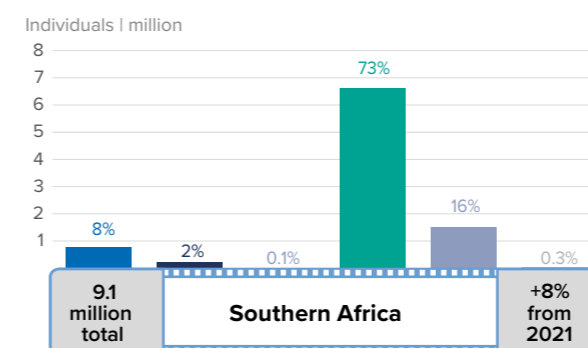
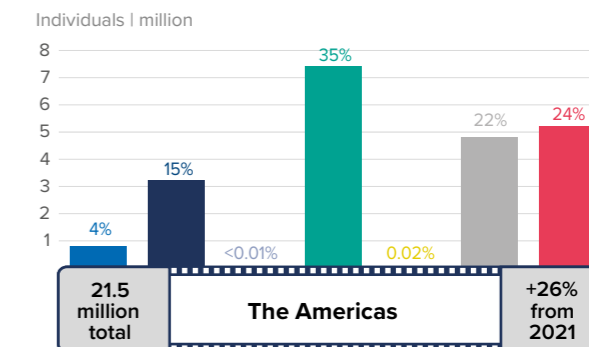
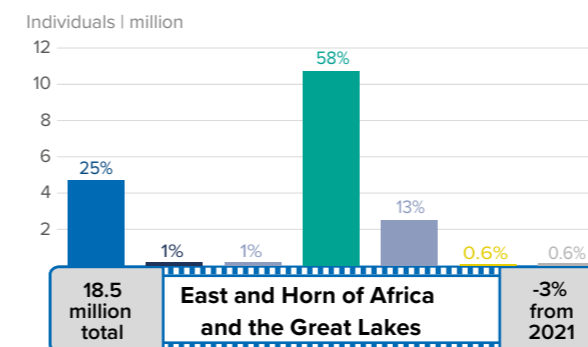
Sources: UNHCR Multisectoral Monitoring
Feedback: hqfr00@unhcr.org

FORCIBLY DISPLACED AND STATELESS POPULATIONS AT 31 DECEMBER 2022



- Refugees (and people in refugee-like situations)
- Asylum-seekers
- Returned refugees
- IDPs
- Returned IDPs
- Stateless persons²
- Others of concern to UNHCR
- Other people in need of international protection
- East and Horn of Africa and the Great Lakes
- Southern Africa
- West and Central Africa
- The Americas
- Asia and the Pacific
- Europe
- Middle East and North Africa

BREAKDOWN OF POPULATION TYPE IN EACH REGION IN 2022



	East and Horn of Africa and the Great Lakes	Southern Africa	West and Central Africa	The Americas	Asia and the Pacific	Europe	Middle East and North Africa	TOTAL
Refugees	4,701,272	773,024	1,563,305	706,135	3,571,290	10,611,272	2,393,663	24,319,961
People in refugee-like situations	-	-	-	94,781	3,215,713	1,783,775	-	5,094,269
Total refugees and people in refugee-like situations	4,701,272	773,024	1,563,305	800,916	6,787,003	12,395,047	2,393,663	29,414,230
Asylum-seekers	198,323	200,832	70,733	3,218,838	233,307	1,267,006	251,770	5,440,809
Returned refugees	191,282	11,279	78,121	6	6,898	24	51,691	339,301
IDPs	10,733,391	6,596,639	7,812,046	7,415,493	4,957,118	7,172,262	12,634,248	57,321,197
Returned IDPs	2,487,256	1,487,444	647,051	-	778,617	191	307,607	5,708,166
Stateless persons	104,564	-	931,191	5,099	2,474,004	542,954	370,400	4,428,212
Others of concern to UNHCR	112,054	29,521	140,688	4,797,202	314,413	524,886	95,777	6,014,541
Other people in need of international protection	-	-	-	5,217,456	-	-	-	5,217,456
TOTAL	18,528,142	9,098,739	11,243,135	21,454,248	14,304,600	21,833,415	16,105,087	112,567,366

¹ Please see definitions of population types on UNHCR's Refugee Data Finder website, at <https://www.unhcr.org/refugee-statistics/methodology/definition/>
² Charts show the full number of stateless people, including those who are also displaced and thus counted in another category. The percentages represent the share of the total of forcibly displaced and stateless people. Due to double-counting of stateless displaced people, the percentages may add up to more than 100%.

COMPASS and the global results framework

COMPASS is the results-based management approach that supports UNHCR's goal of delivering better protection and solutions to forcibly displaced and stateless people.

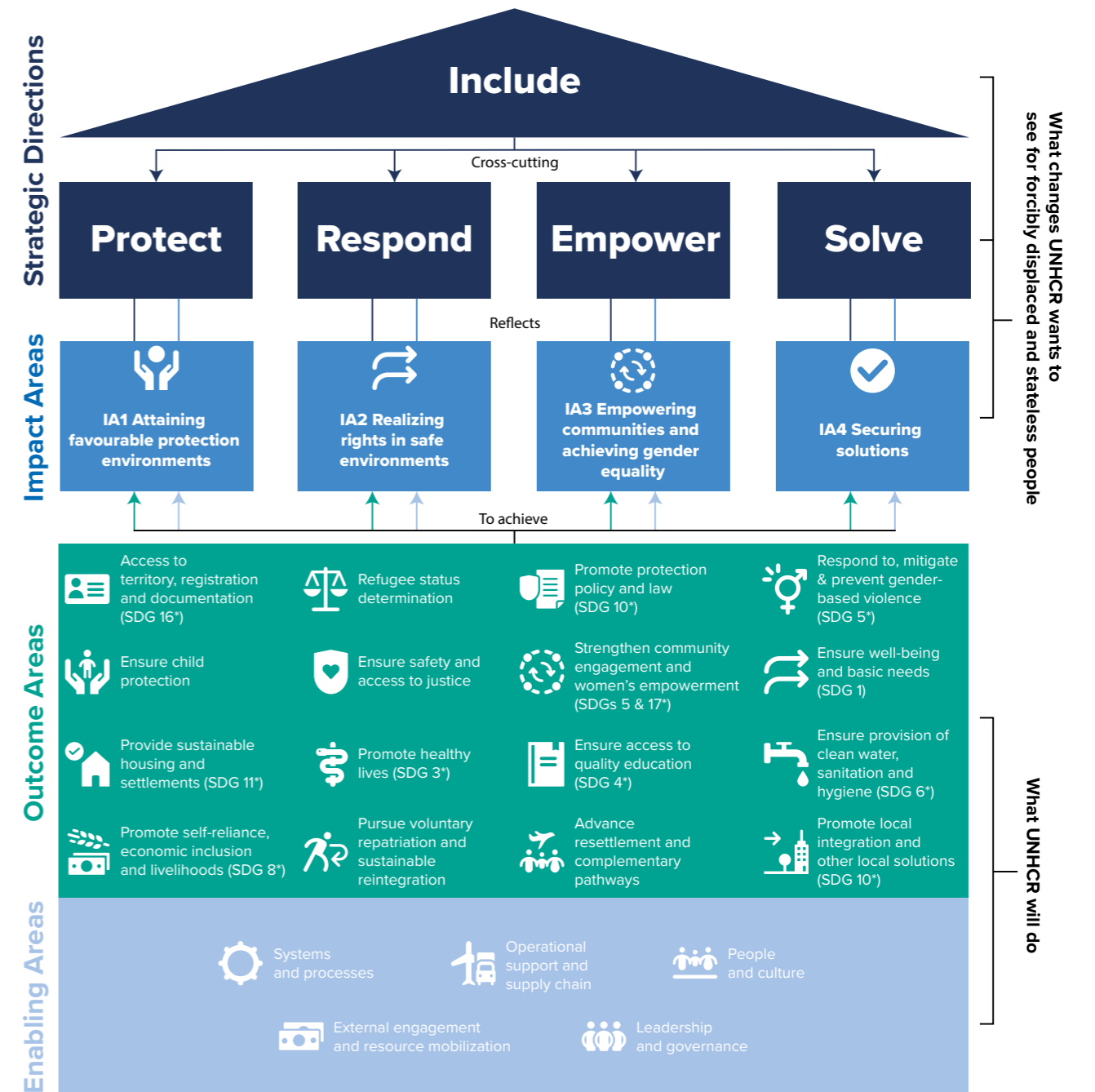
The COMPASS approach includes three programming phases – **PLAN** for, **GET** and **SHOW** results. Strategies operate at three levels: output, outcome and impact. The PLAN phase includes situation analysis, vision, theory of change, a costed results framework and a resource management and monitoring and evaluation plan. The GET phase covers the entire period of implementation, including delivery through partnerships.

During the SHOW, or reporting, phase, UNHCR's operations reflect on progress made and challenges faced and collate the results of the work of the previous year and – in the case of a final year of a multi-year strategy – the results across multiple years. Reports are available at operational level, with global level results reflected in the Global Report.

This is the first Global Report that captures UNHCR's results using the new global results framework, with Impact and Outcome Areas that help to present results and financial information globally.

The COMPASS approach puts an emphasis on the use of data and evidence to define desired results, monitor progress and dynamically learn and adjust. UNHCR uses sets of indicators to help track protection and solution results over time and provide snapshots of progress and changes. The Global Report publication includes globally summarized results for each Impact Area (see indicator results in each Impact Area section) and (see Indicators for Outcome Areas on p.130, p.144, p.170 and p.186), with additional information for 50 key operations available on [Global Focus](#) in the form of Annual Results Reports.

2022 was the first year that COMPASS was implemented across the organization. 25 country operations and multi-country operations began implementing multi-year strategies. A further 87 multi-year strategies were designed for implementation by operations, regional bureaux and divisions from 2023 onwards.



*Outcome Area contributing to a Sustainable Development Goal (SDG). See full list of SDGs.

Funding UNHCR's programmes

OVERVIEW

This chapter presents an overview of UNHCR's budgeted requirements, income and expenditure in 2022. More detailed information at the regional and operational level can be found on [Global Focus](#).

UNHCR's final 2022 budget was \$10.714 billion, having increased from the 2022 original budget of \$8.994 billion, as four supplementary budgets totalling \$1.720 billion were added during the year.

In 2022, expenditure rose by 14% to \$5.607 billion, leading to an implementation rate (expenditure over total funds available) of 91%.

Funds available reached \$6.180 billion, leaving an overall funding gap – funds available compared to the needs-based budget of \$10.714 billion – of 42%, down from 44% in 2021.

Programmed activities are field operations; global programmes, which are technical activities undertaken by Headquarters, but which are of direct benefit to field operations; and the work of Headquarters to provide leadership and management, policy guidance, administrative support, and managerial and programmatic assistance to the field.

BUDGET

The Executive Committee at its 72nd session in October 2021 approved an original global needs-based budget for 2022 of \$8.994 billion. It comprised programmed activities of \$8.554 billion; an operational reserve of \$428 million; and \$12 million for Junior Professional Officers. The final budget represents the sum of the original budget of \$8.994 billion and four supplementary budgets totalling \$1.720 billion.

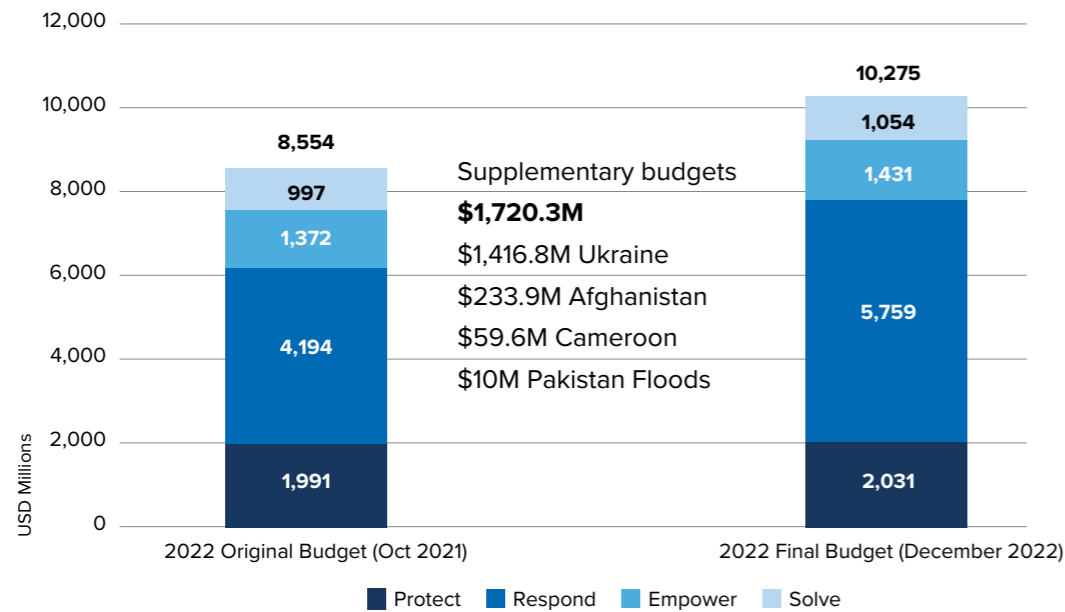
Supplementary budgets

The need to respond to new or worsening crises led to the issuance of four supplementary budgets for \$1.720 billion: \$1.417 billion for the Ukraine situation; \$233.9 million for humanitarian needs of IDPs in the Afghanistan situation; \$59.6 million for the emergency in Cameroon and Chad, as part of the Cameroon situation; and \$10 million for the monsoon floods under the Pakistan situation.

TABLE 1 | 2022 BUDGET AND EXPENDITURE OVERVIEW | USD

REGION		1. PROTECT 2. RESPOND 3. EMPOWER 4. SOLVE				TOTAL	% of global total	% of programmed activities
		Attaining Favourable Protection Environments	Realizing Basic Rights in Safe Environments	Empowering Communities and Achieving Gender Equality	Securing Solutions			
EAST AND HORN OF AFRICA AND THE GREAT LAKES	Budget	472,639,438	931,678,737	261,417,474	214,449,939	1,880,185,588	18%	18%
	Expenditure	272,359,433	452,737,747	138,123,561	84,184,635	947,405,376	17%	17%
SOUTHERN AFRICA	Budget	163,897,860	109,101,511	56,733,338	106,775,685	436,508,393	4%	4%
	Expenditure	76,401,221	74,548,099	26,892,734	36,060,819	213,902,874	4%	4%
WEST AND CENTRAL AFRICA	Budget	227,628,289	313,790,178	176,817,827	165,829,929	884,066,222	8%	9%
	Expenditure	147,363,810	122,875,122	82,689,588	79,384,093	432,312,613	8%	8%
THE AMERICAS	Budget	243,653,335	271,976,179	96,476,846	167,476,899	779,583,260	7%	8%
	Expenditure	119,348,544	120,581,053	46,577,068	77,237,061	363,743,726	6%	6%
ASIA AND THE PACIFIC	Budget	178,870,915	537,927,014	281,243,018	93,562,726	1,091,603,674	10%	11%
	Expenditure	115,418,318	342,782,206	181,839,678	62,083,591	702,123,793	13%	13%
EUROPE	Budget	308,188,333	1,455,073,470	152,532,215	75,275,750	1,991,069,768	19%	19%
	Expenditure	164,501,340	856,460,225	46,644,740	39,203,421	1,106,809,726	20%	20%
MIDDLE EAST AND NORTH AFRICA	Budget	291,653,950	1,714,306,061	274,158,391	152,551,969	2,432,670,371	23%	24%
	Expenditure	180,339,989	747,711,378	162,913,479	62,698,939	1,153,663,785	21%	21%
SUBTOTAL COUNTRY AND REGIONAL PROGRAMMES	Budget	1,886,532,120	5,333,853,149	1,299,379,108	975,922,898	9,495,687,276	89%	92%
	Expenditure	1,075,732,655	2,717,695,830	685,680,847	440,852,560	4,919,961,892	88%	88%
Global programmes	Budget	95,740,572	286,051,397	97,043,940	52,712,874	531,548,783	5%	5%
	Expenditure	88,120,804	235,589,882	79,846,842	37,576,245	441,133,773	8%	8%
Headquarters	Budget	48,727,065	138,922,893	34,327,727	25,286,512	247,264,196	2%	2%
	Expenditure	52,264,791	131,378,030	33,259,520	21,381,133	238,283,475	4%	4%
SUBTOTAL PROGRAMMED ACTIVITIES	Budget	2,030,999,757	5,758,827,440	1,430,750,776	1,053,922,283	10,274,500,255	96%	100%
	Expenditure	1,216,118,250	3,084,663,742	798,787,209	499,809,938	5,599,379,140	100%	100%
Operational Reserve	Budget	-	-	-	-	427,502,306	4%	
JPOs	Budget	-	-	-	-	12,000,000	0%	
	Expenditure	-	-	-	-	7,704,324	0%	
TOTAL	Budget	2,030,999,757	5,758,827,440	1,430,750,776	1,053,922,283	10,714,002,561	100%	
	Expenditure	1,216,118,250	3,084,663,742	798,787,209	499,809,938	5,607,083,464	100%	

CHART 1 | ORIGINAL AND FINAL BUDGET FOR PROGRAMMED ACTIVITIES | 2022



Financial requirements

Financial requirements for 2022 programmed activities amounted to \$10.275 billion, which was \$1.461 billion or 17% higher than \$8.813 billion requirements for 2021. These activities comprised field operations; global programmes (technical activities undertaken by Headquarters to directly benefit field operations); and the work of Headquarters to provide leadership and management, policy guidance, administrative support, and managerial and programmatic assistance.

Globally, the budget for **Impact Area 2** (Realizing basic rights in safe environments) was, at \$5.759 billion, the largest component, representing 56% of programmed activities. Within this Impact Area the largest requirements were for operations in Ukraine, Lebanon, the Syrian Arab Republic and Jordan.

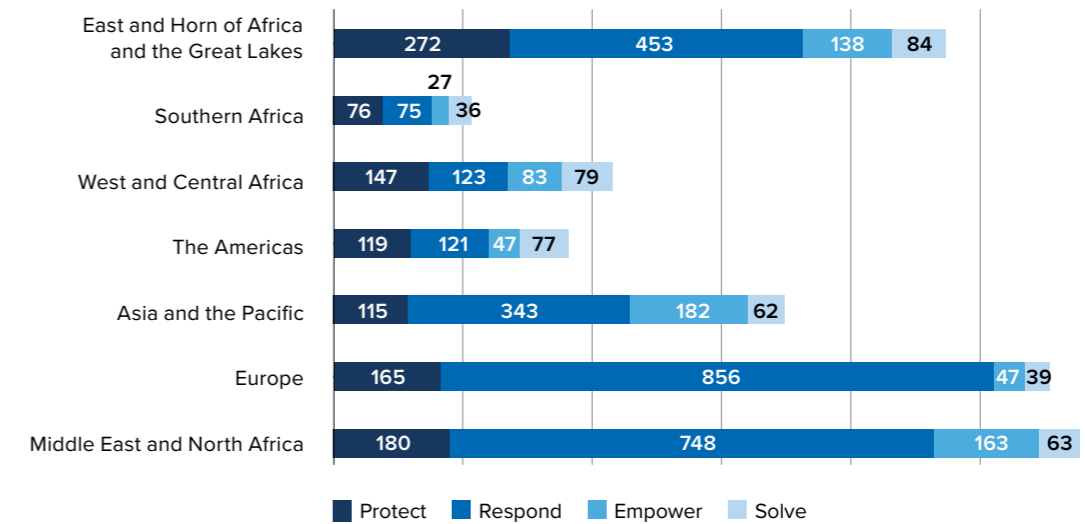
The budget for **Impact Area 1** (Attaining favourable protection environments) was the second largest at \$2.031 billion, or 20% of programmed activities. The largest budgets were for operations in Ethiopia, Uganda, Türkiye and Sudan.

At \$1.431 billion, or 14% of programmed activities, **Impact Area 3** (Empowering communities and achieving gender equality) had the third largest budget with large requirements for operations in Türkiye, Pakistan, Uganda and the Syrian Arab Republic.

Impact Area 4 (Securing solutions) at \$1.054 billion or 10% of programmed activities was the smallest. Within it, the largest budgets were for Iraq, Sudan and the Democratic Republic of the Congo.

By region, the largest needs were in the Middle East and North Africa at \$2.432 billion, or 24% of the total requirements for programmed activities, and Europe at \$1.991 billion or 19% of the total, a reflection of new, protracted and overlapping crises.

CHART 2 | EXPENDITURE BY REGION AND BY IMPACT AREA | USD millions



EXPENDITURE

Expenditure totalled \$5.607 billion, an increase of \$689.1 million or 14% from \$4.918 billion in 2021. The implementation rate (expenditure over total funds available) was 91%, down from 95%.

By Impact Area

Under **Impact Area 1**, expenditure of \$1.216 billion accounted for 22% of total expenditure. UNHCR provided international protection and worked on building sustainable asylum systems through cooperation with States and partners. The Office supported hosting States in creating responsibility-sharing mechanisms in line with the Global Compact on Refugees and advocated the adoption of nationality laws that prevent and/or reduce statelessness. UNHCR strengthened its capacities for registration and documentation, with 25.6 million refugees and asylum-seekers individually registered in the Population Registration and Identity Management EcoSystem (PRIMES).

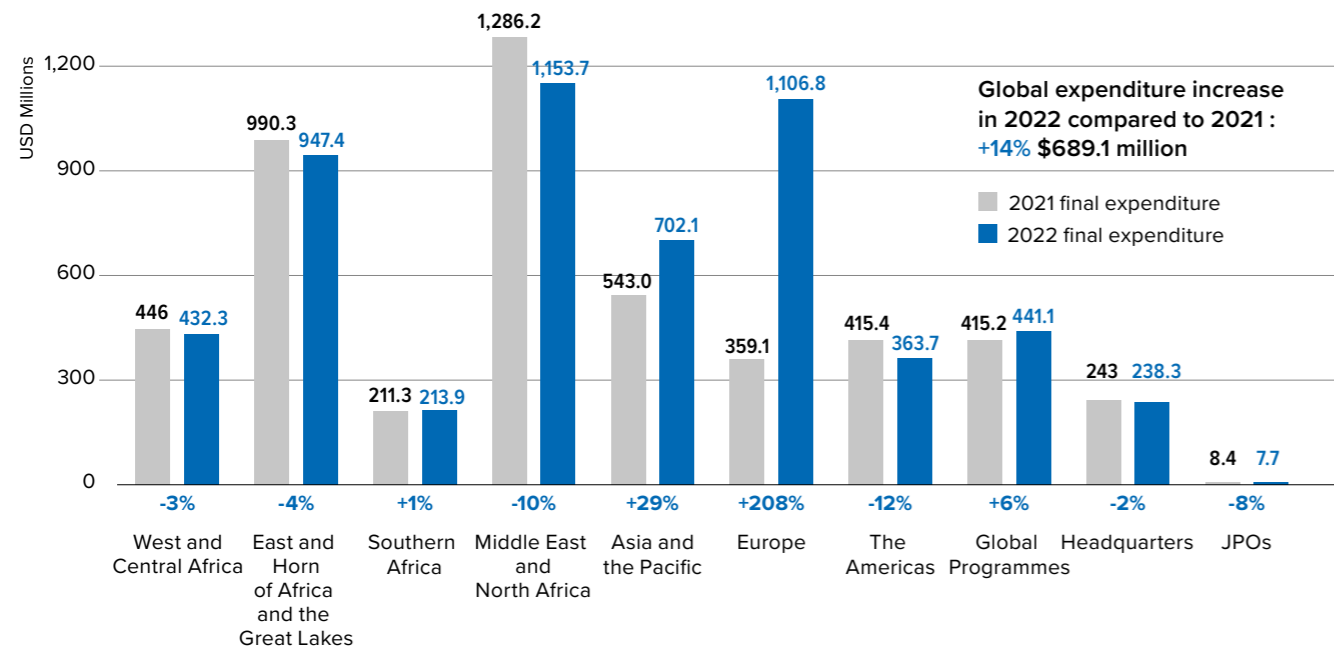
Under **Impact Area 2**, expenditure of \$3.085 billion accounted for 55% of total expenditure. UNHCR responded to emergencies by providing multi-purpose cash assistance, shelter and core relief items, basic health care, immediate protection response, nutrition, access to water, sanitation and hygiene. Globally, UNHCR delivered cash assistance to almost 10 million people in 109 countries. As part of UNHCR's strengthening of emergency leadership, a dedicated

seven-member emergency surge team spent more than 1,075 days on emergency missions, providing critical support where needed.

Under **Impact Area 3**, expenditure of \$798.8 million accounted for 14% of total expenditure. UNHCR continued to improve its accountability to affected people as, by the end of 2022, 69% of 144 hosting countries had a multi-channel feedback and response system. UNHCR worked on improving gender-based violence prevention and response from the onset of emergencies. Protection from sexual exploitation and abuse (PSEA) was integrated into [the emergency handbook](#) and in training for emergency roster deployments, and over 80% of UNHCR partners had their PSEA capacity assessed based on the Common UN Assessment Tool. UNHCR reinforced partnerships with NGOs, faith-based organizations and refugee-led organizations.

Under **Impact Area 4**, expenditure of \$499.8 million accounted for 9% of total expenditure. UNHCR expanded opportunities for durable solutions for displaced people. More than 58,400 refugees were resettled. UNHCR submitted 116,480 individual cases to resettlement countries. UNHCR's increased strategic engagement with development actors resulted in additional partnerships established with the United States Agency for International Development, the Turkish Cooperation and Coordination Agency, the International Monetary Fund, the Central American Bank for Economic Integration and the Arab Bank for Economic Development in Africa.

CHART 3 | 2022 vs 2021 EXPENDITURE ACROSS THE REGIONS | USD millions



By region

In **West and Central Africa**, 2022 expenditure was \$432.3 million, a decrease of \$13.7 million or 3% when compared to expenditure of \$446.0 million in 2021.

Funding constraints prevented UNHCR from assisting repatriation of all Central African refugees who expressed their desire to return home, from supporting access to education for all refugee children, and from stepping up its response along the Western and Central Mediterranean routes.

This notwithstanding, UNHCR and partners responded by providing immediate shelter and life-saving aid. Some 69,300 civil status and identity documents were issued in Burkina Faso, and more than 15,200 households in Niger received shelter. The success of the solutions strategy for Ivorian refugees, with some 316,000 returnees by June 2022, ended one of the most protracted refugee situations in the region. UNHCR and the Government of Cameroon co-hosted a regional ministerial conference to adopt [the Yaoundé Declaration](#), paving the way for a regional framework for solutions for displaced Central Africans. In 2022, UNHCR supported the return and reintegration of some 5,000 Central African refugees. 216,800 refugees were enrolled in pre-school through secondary education across the region.

In the **East and Horn of Africa and the Great Lakes**, expenditure was \$947.4 million, a decrease of \$42.9 million or 4% when compared to expenditure of \$990.3 million in 2021.

Underfunding hampered efforts in community-based protection, shelter, health and education. Funding shortfalls also contributed to a 20-60% reduction in food rations, affecting over 4.2 million individuals, 86% of whom were refugees. It also reduced the capacity to support the return and reintegration of forcibly displaced people who had opted to return home.

In Kenya, UNHCR continued to provide potable water to 243,100 refugees in Kakuma refugee camp and the Kalobeyei integrated settlement. In Somalia, core relief items were distributed to 50,000 drought-affected IDPs.

Across the region, UNHCR provided cash assistance to 1.2 million people, with 62% of cash transfers through banks and mobile transactions. Nearly 25,500 refugees were assisted in returning, mostly to Burundi, Rwanda and Somalia, where an additional 1,750 spontaneous returnees also received reintegration support.

In **Southern Africa**, expenditure was \$213.9 million, an increase of 1% or \$2.6 million when compared to expenditure of \$211.3 million in 2021.

UNHCR provided cash assistance to more than 55,400 people. With partners, it supported 76,600 refugee children – 48% of whom were girls – in accessing education.

The largest expenditure increase was in Mozambique where UNHCR provided assistance and protection to more than 1 million IDPs. 140,000 people accessed gender-based violence services, over 81,400 people were supported through camp coordination and management interventions and 104,900 people were reached by gender-based violence prevention and response awareness campaigns. Over 18,800 people were supported in obtaining personal documentation. In the Democratic Republic of the Congo, UNHCR worked with the Government in obtaining reliable data through biometric registration of 441,000 refugees and asylum-seekers.

In the **Middle East and North Africa**, expenditure was \$1.154 billion, a decrease of \$132.5 million or 10% when compared to \$1.286 billion in 2021.

The main expenditure decreases were in Iraq, Jordan, the Syrian Arab Republic and Yemen, partially offset by an increase in Lebanon where the cash assistance programme remained one of UNHCR's largest.

Winterization assistance across the region was reduced from 3.1 million people targeted in 2021 to 1.8 million people targeted in 2022. In Iraq, the expenditure reduction reflected the alignment of the programme with the United Nations Sustainable Development Cooperation Framework. Preventing, mitigating, and responding to gender-based violence remained a regional priority. Over 158,800 survivors and people at risk of gender-based violence received support. In North Africa, UNHCR operations continued to strengthen the identification of people with international protection needs where 32,100 newly arrived asylum-seekers were registered.

In **Asia and the Pacific**, expenditure was \$702.1 million, an increase of \$159.1 million or 29% compared to expenditure of \$543.0 million in 2021, mainly due to expanded operations in the Islamic Republics of Afghanistan, Pakistan and Iran, and in Myanmar.

In Afghanistan, UNHCR assisted 6.1 million people, including 4.1 million with community-based

interventions and 1.5 million with cash assistance. Psychosocial support was extended to 41,000 people.

Pakistan experienced devastating floods affecting 33 million people, including 800,000 refugees. UNHCR supported the Government-led response and, as the protection sector lead, coordinated interventions with other partners. UNHCR was also actively engaged in the shelter, water and sanitation, education, health, food and nutrition, and livelihoods response.

Displacement within the Myanmar situation continued to grow with some 2.9 million forcibly displaced people, and the total estimated number of IDPs surpassing 1.5 million. UNHCR and partners delivered shelter and core relief items to 426,000 IDPs and others in need and carried out protection activities.

In **Europe**, expenditure was \$1.107 billion, an increase of \$747.7 million or 208% compared to expenditure of \$359.1 million in 2021.

This reflected the significant scale up of operations within Ukraine and neighbouring countries. UNHCR and its partners provided protection and assistance to 4.3 million people in Ukraine, including emergency shelter and housing, essential relief items and cash assistance.

In the **Americas**, expenditure was \$363.7 million, a decrease of \$51.6 million or 12% compared to \$415.4 million in 2021.

UNHCR prioritized immediate needs including assistance, registration and documentation, and referral services for those at heightened risk. In Colombia, Ecuador, Guatemala and Mexico, operations with the most significant reductions in expenditure, some services were scaled back, including cash assistance.

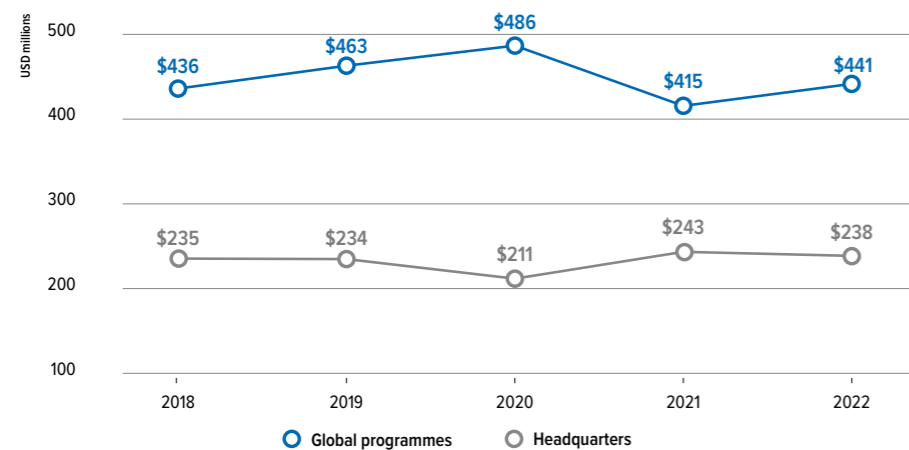
In Colombia, cash assistance, psychosocial support, shelter assistance, and the support to regularize Venezuelan refugees and migrants were reduced. In Mexico, UNHCR successfully supported more than 12,000 refugee relocations throughout the country. In Guatemala, UNHCR supported 20,500 people with protection assistance, shelter and cash assistance. In the region, UNHCR and partners supported national efforts to expand access to asylum, regular stay arrangements and documentation for Venezuelans.

Global programmes and Headquarters

Global programmes expenditures amounted to \$441.1 million, an increase of \$25.9 million or 6% compared to \$415.2 million in 2021. The increase related mainly to investments for UNHCR's Business Transformation Programme, the enhancement of UNHCR's emergency preparedness and upgrades to the UNHCR identity management system.

Headquarters expenditures amounted to \$238.3 million, \$4.8 million or 2% less compared to \$243.0 million in 2021, due to interdivisional budget transfers from headquarters to global programmes.

CHART 4 | EXPENDITURE FOR GLOBAL PROGRAMMES AND HEADQUARTERS | 2018-2022



Expenditure via partners

Of UNHCR's total expenditure, \$1.496 billion, or 27%, was implemented through 1,239 funded partners working in 109 operations.

Funded partners included 816 national NGOs and 227 government partners. Local and national responders made up 84% of all partners, the highest percentage to date. In the course of 2022, it became evident that the method by which UNHCR had been reporting against the localization agenda was not comparable to the calculation methodology used by donors and other intermediaries. To be more consistent with others, UNHCR will henceforth also

report the percentage of funding to all partners that goes to local and national actors.

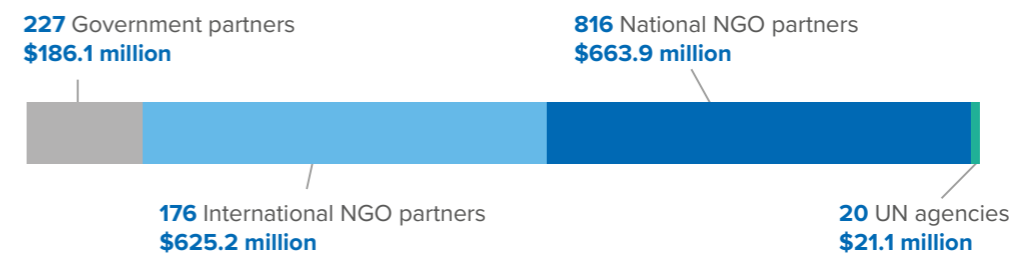
UNHCR disbursed approximately \$850 million to local and national responders, which represented some 23% (down from 25% reported in the prior year) of the overall programme expenditures and 57% of the overall funding UNHCR provided to partners (up from 53% in 2021). The drop in the proportion of expenditure implemented by local and national partners was due to the Ukraine situation, where UNHCR directly implemented large-scale cash and relief items assistance programmes.

Discounting the Ukraine situation, an estimated 28% of UNHCR's global programme expenditure was implemented through local and national responders. UNHCR made small-scale grants available to organizations led by forcibly displaced and stateless

people, enabling them to directly partner with UNHCR, while helping to strengthen their internal management and control capacities. In 2022, 70 grant agreements totalling \$233,000 were signed in 22 countries in Europe, the Americas and Asia.

CHART 5 | EXPENDITURE VIA PARTNERS | 2022

\$1.496 billion spent via 1,239 partners



Coordination in refugee situations

Regional Refugee Response Plans were issued for Afghanistan, the Democratic Republic of the Congo, South Sudan and Ukraine. Established mechanisms such as the 3RP for the Syria crisis (co-led with UNDP) and the Regional Refugee and Migrant Response Plan (RMRP) for refugees and migrants from the Bolivarian Republic of Venezuela (co-led with IOM) raised resources and ensured linkages between humanitarian action, resilience activities and development

approaches. UNHCR and IOM co-led the joint response plan (JRP) for the Rohingya humanitarian crisis in Bangladesh. The RRRPs mobilized over 1,200 partners to help protect and assist 26 million displaced people and supported 9.2 million people from host communities. Other types of support platforms looking at longer-term Member State collaboration to foster solutions included the Comprehensive Regional Protection and Solutions Framework in Central America and Mexico, and the Support Platform for the Solutions Strategy for Afghan Refugees.

TABLE 2 | REFUGEE RESPONSE PLANS | USD

Plan	Situation	Total funds requested	Total funds received	Funding gap	Funding level
Regional Refugee Response Plans	Afghanistan	623,415,539	324,901,449	298,514,090	52%
	DRC	651,074,104	229,966,561	421,107,543	35%
	South Sudan	1,187,262,141	361,637,890	825,624,251	30%
	Ukraine	1,789,936,991	1,314,783,884	475,153,107	73%
Regional Refugee and Resilience Plan	Syria	6,080,899,578	2,386,299,132	3,694,600,446	39%
Regional Refugee and Migrant Response Plan	Venezuela	1,786,198,773	667,037,839	1,119,160,934	37%
GRAND TOTAL		12,118,787,126	5,284,626,755	6,834,160,371	44%

TABLE 3 | 2022 EXPENDITURE BY SOURCE OF FUNDING | USD thousands

	SOURCE OF FUNDING									TOTAL
	Carry-over from prior years		Voluntary Cash Contributions			Voluntary in-kind Contributions	Indirect support costs	United Nations Regular Budget	Other income ²	
	Earmarked	Unearmarked	Earmarked	Softly earmarked ¹	Unearmarked					
FIELD OPERATIONS										
East and Horn of Africa and the Great Lakes	15,649		548,785	170,364	82,927	38,016	15,002		76,663	947,405
Southern Africa	1,173		99,999	37,453	49,788	3,560	10,954		10,975	213,903
West and Central Africa	10,535		240,637	52,054	79,317	32,726	12,514		4,529	432,313
The Americas	19,305		239,332	46,056	32,502	2,023	15,979		8,546	363,744
Asia and the Pacific	49,277		448,871	133,544	36,571	6,722	5,342		21,795	702,123
Europe	12,198		587,891	437,393	14,288	48,673			6,366	1,106,809
Middle East and North Africa	46,753		744,126	247,391	64,553	9,733	3,973		37,135	1,153,663
TOTAL FIELD OPERATIONS	154,891		2,909,641	1,124,255	359,946	141,454	63,765		166,008	4,919,961
Global programmes	7,744	3,302	50,170	62,661	267,004	7,276	32,598		10,379	441,134
Headquarters	188		1,979			11,936	179,210	42,211	2,761	238,284
Junior Professional Officers Fund	451		7,254							7,704
TOTAL	163,274	3,302	2,969,044	1,186,916	626,950	160,666	275,573	42,211	179,148	5,607,083
% of total expenditure	3%	0%	53%	21%	11%	3%	5%	1%	3%	100%

Notes:
¹ Includes contributions earmarked at the regional, subregional, situation or thematic level.
² Includes miscellaneous income, prior year adjustments, cancellations and other internal transfers.

Allocation of funds available

Table 3 displays the various sources of income used for UNHCR's expenditure of \$5.607 billion. Unearmarked income was allocated throughout the year in line with identified priorities and needs, in particular to kickstart emergency operations, bolster underfunded operations and ensure the full implementation of certain programmes. No unearmarked funding was used for Headquarters.

Voluntary contributions represented the largest source of funding. Earmarked voluntary contributions funded 53% of UNHCR operations, softly earmarked funded 21%, and unearmarked voluntary contributions funded 11%. The largest expenditures funded from earmarked voluntary contributions

were in the Middle East and North Africa (25%), followed by Europe (20%), the East and Horn of Africa and the Great Lakes (18%), and Asia and the Pacific (15%).

UNHCR funded \$275.6 million or 5% of expenditure from indirect support costs, \$179.2 million at Headquarters, \$32.6 million under global programmes and \$63.8 million in the regions.

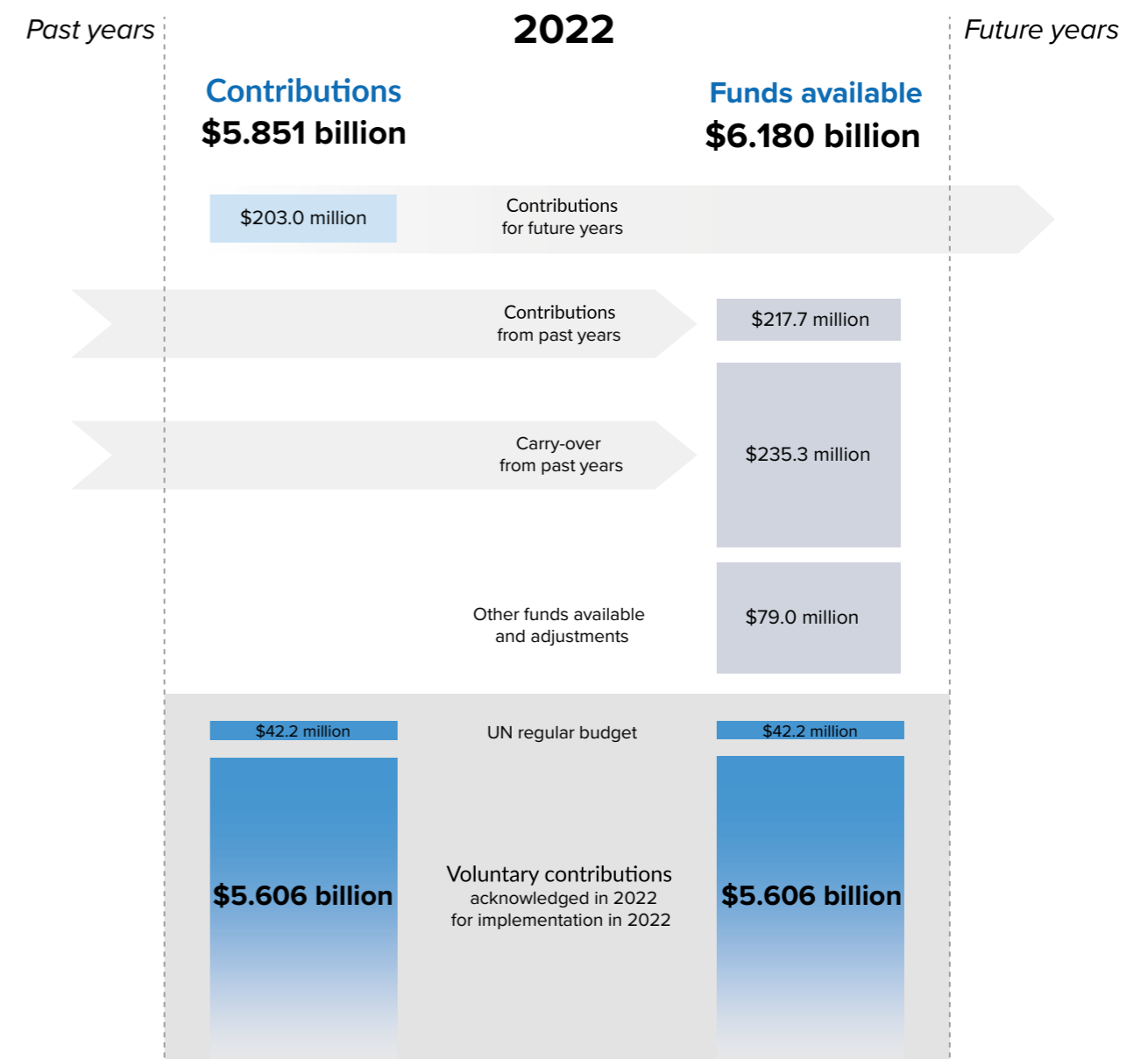
A UNHCR analysis of inflationary impacts in 2022 estimated that costs rose on average by 8.6%. That included 6% for posts and 9.5% for non-post expenses. In respect to the latter, for each dollar spent by UNHCR, nearly 10 cents were eaten up by inflation. Operations were asked to manage their costs based on funds available. They tried to raise more funds or reprioritize

within existing resources. The impact of inflation was universal, but particularly significant for fuel and energy, raising the costs of transportation, supply chain, construction and other general operating expenses.

US dollar strengthening against currencies in which UNHCR held accounts receivable and bank balances as at 31 December 2022 (primarily the Swedish krona, the Danish krone, and the Australian and Canadian dollars).

In 2022, UNHCR recorded total foreign exchange losses of \$122.7 million, mainly unrealized losses of \$99.2 million. These resulted primarily from the

CHART 6 | CONTRIBUTIONS AND FUNDS AVAILABLE | 2022

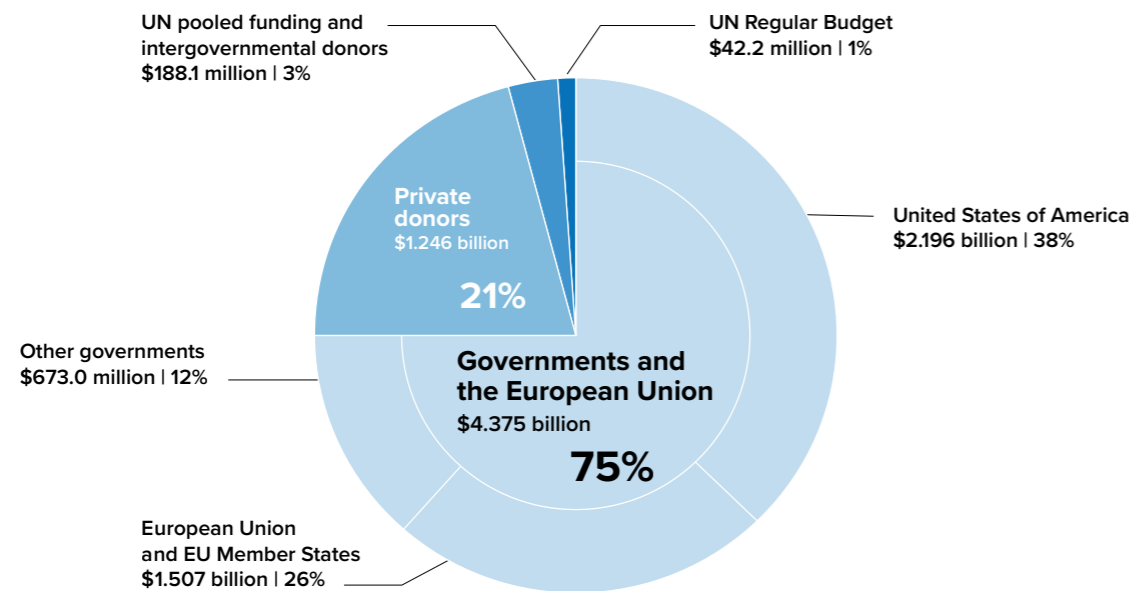


INCOME

The unprecedented number of forcibly displaced and stateless people globally and the massive increase in needs led to a record level of donor support in 2022, including strong support from many of the organization's top government donors and the private sector. As many results were driven by donors' generous response to the Ukraine situation, further information, analysis and time is needed to see if they represent sustainable trends.

The total amount of voluntary contributions – \$5.851 billion – was unprecedented, an increase of 25% compared to 2021. There was also a shift in the source of income, with private sector support growing from 13% to 21%.

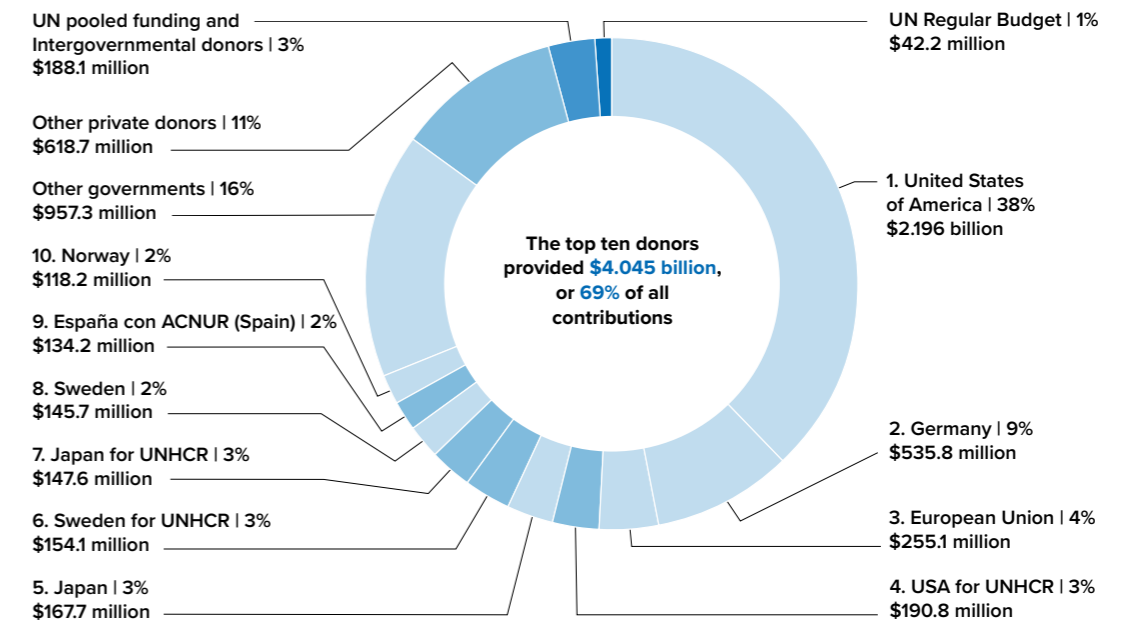
CHART 7 | SOURCES OF INCOME | 2022



The top 10 donors changed significantly, with more private sector donors – notably National Partners. Contributions from the top 10 donors increased from \$3.474 billion in 2021 to \$4.036 billion in 2022, although their share of voluntary contributions declined to 69%, a 6 percentage point decrease from 2021 (and an 11 percentage point decrease

since 2020), as contributions from donors outside the top 10 grew even faster – from \$1.163 billion in 2021 to \$1.818 billion in 2022. This diversification of donor base represented a positive development, but one that will need to be sustained.

CHART 8 | CONTRIBUTIONS FROM THE TOP TEN DONORS | 2022



In 2022, UNHCR received voluntary contributions from 76 governments (up from 71 in 2021) and the European Union, and from three other intergovernmental donors among its public sector supporters. The proportion of funding from governments and the EU decreased from 83% in 2021 to 75% in 2022, although the absolute amount increased by \$475 million, or 12%. There were increases of more than \$10 million from the United States, Germany, Italy, Japan, the United Kingdom, Sweden, Netherlands, Australia, Switzerland, Canada and Norway.

UNHCR also worked more closely with the group of government donors who contributed between \$1 million and \$20 million in 2021, encouraging them to increase their support where possible.

Income from UN pooled funding, UN agencies, and intergovernmental donors (not including the EU) increased by \$77 million, or 69%, from \$111 million in 2021 to \$188 million in 2022. The increases came primarily from CERF, country-based pooled funds (CBPFs), and Education Cannot Wait (ECW), together with new donors such as the Special Trust Fund for Afghanistan and UN Joint Programmes. UNHCR ranked 3rd among the beneficiary agencies (5th in 2021) of the CERF. However, this represented only 10% of the funds disbursed by CERF in 2022. The first two agencies – WFP and UNICEF – received 55.6%, a significant portion of which was related to

food security. UNHCR's income from CBPFs quadrupled in 2022 to \$47 million, with UNHCR's emergency response in Ukraine receiving close to half of this amount. Overall, UNHCR received just under 4% of CBPF allocations in 2022 compared to 1% in 2021, while CBPFs allocated just over \$1 billion globally both years: \$1.029 billion in 2021 and in \$1.194 billion in 2022.

Development

In line with the ethos of the Global Compact on Refugees, UNHCR increased its efforts to engage with development actors and facilitate the inclusion of forcibly displaced and stateless people in sustainable development responses. In some cases where UNHCR determined it had a comparative advantage, development funding assisted UNHCR in financing programmes that improve the self-reliance and resilience of the forcibly displaced, as well as of host communities.

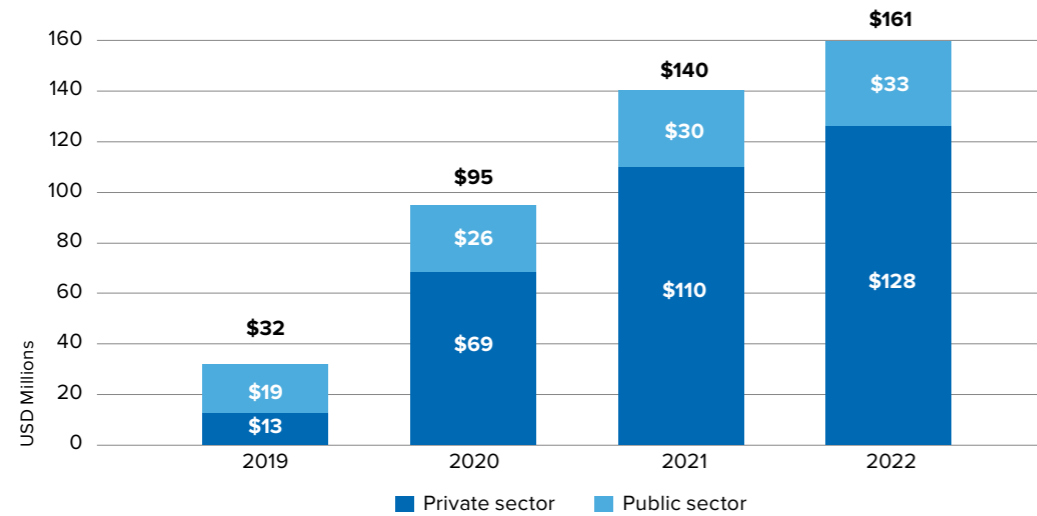
Contributions from development actors increased slightly from \$193 million in 2021 to \$203 million in 2022, representing around 3-4% of UNHCR's overall income each year. Some 75% of the financing was from bilateral development actors and the EU, with smaller contributions from the UN, UN-administered pooled funds and multilateral development banks. Almost two thirds of development funding supported multi-year interventions.

In-kind contributions

In-kind contributions of services supported premises for UNHCR offices and provided standby partners and logistics services, while material goods were distributed for populations served by UNHCR. The value of in-kind support increased by 15%, from

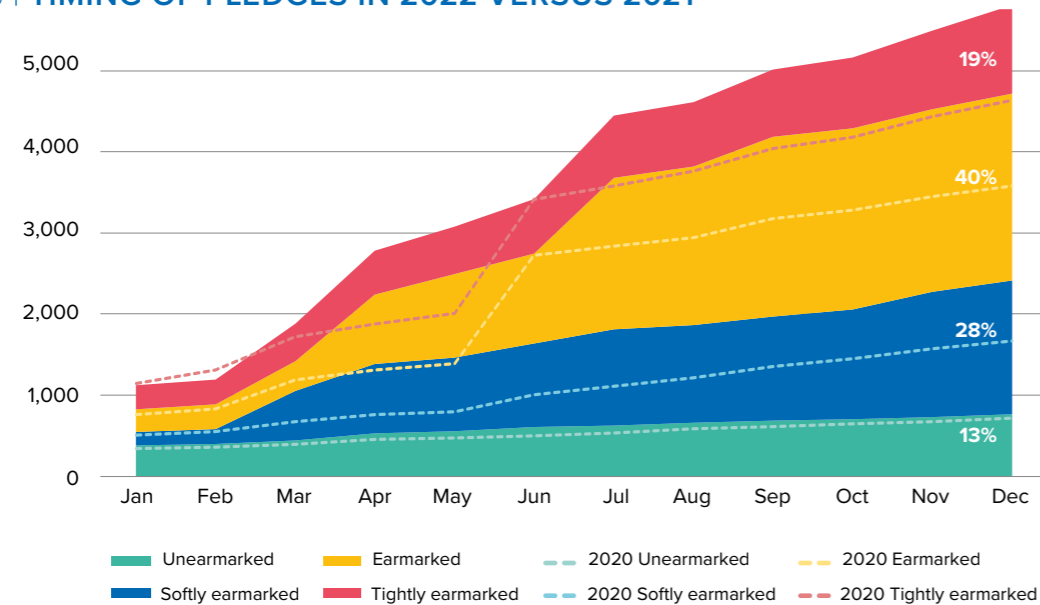
\$140 million in 2021 to \$161 million in 2022. 80% of in-kind contributions in 2022 came from private donors. Key donors included Industria de Diseño Textil S.A. (Inditex) from Spain, Fast Retailing Co. Ltd. (UNIQLO) from Japan, and MSC from Switzerland.

CHART 9 | GROWTH IN IN-KIND CONTRIBUTIONS | 2019-2022



Analysis

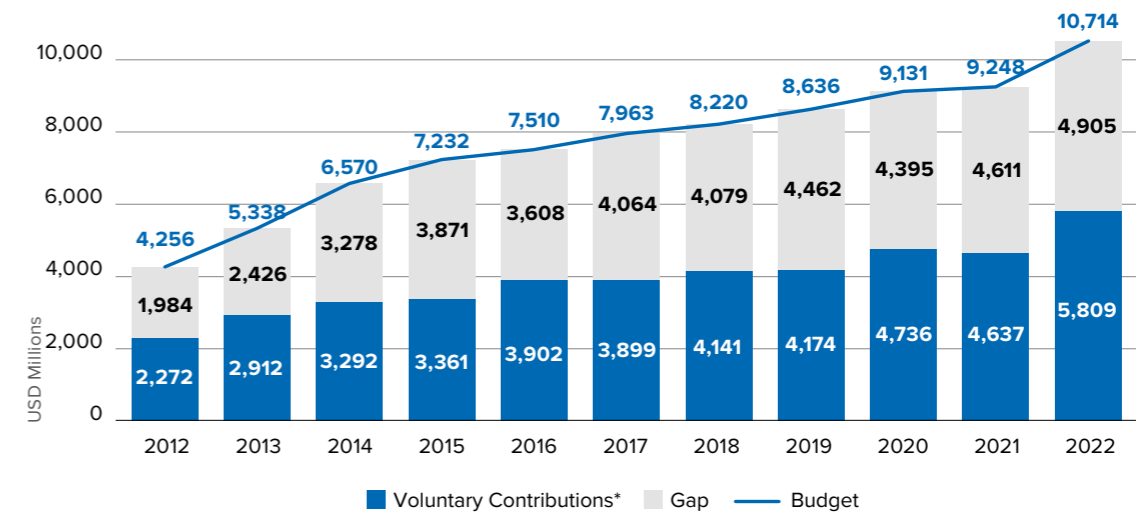
CHART 10 | TIMING OF PLEDGES IN 2022 VERSUS 2021



The funding situation was extremely tight at the start of 2022. In 2021, the level of underfunding as a proportion of the budget had reached its highest point since 2015, with the largest funding gap ever in absolute terms. By the end of 2022, UNHCR

was 58% funded (two percentage points higher than in 2021). However, unprecedented funding in absolute terms was outpaced by increases in the Office's needs and there were major disparities in funding levels between operations.

CHART 11 | CONTRIBUTIONS VS BUDGET | 2012-2022



* UN Regular Budget excluded. Acknowledgement year basis.

This was the case globally and in specific regions. For example, in West and Central Africa, while the amount of funds raised was the highest ever, the funding earmarked to the region covered only 39% of UNHCR's requirements, compared to 45% in 2021. Meanwhile, the total number of forcibly displaced and stateless people in this region reached 11.2 million, an increase of nearly 600,000 compared to 2021.

Record engagement with private sector partners generated both financial and in-kind support, as well as shared value partnerships to expand employment opportunities for people forced to flee. As a result, \$626 million out of the \$1.2 billion raised from the private sector globally was for the Ukraine emergency. By year-end, the Ukraine situation was 96% funded.

The impact of the global funding gap was compounded by donor earmarking trends, which favoured the Afghanistan and Ukraine situations. Of the total funding raised by UNHCR in 2022, 30% was earmarked to these two situations.

Impact of the Ukraine situation

The outpouring of support to UNHCR and indeed all other aid agencies following the Russian Federation's invasion of Ukraine was a welcome reminder of the deep well of solidarity and empathy for refugees around the world. The massive operational response was supported by a surge of community support and generous funding from public and private donors alike. Five of the government donors whose contributions increased by more than \$10 million in 2022 passed this milestone because of contributions to the Ukraine situation (Germany, Japan, the United Kingdom, Canada and Norway). Additionally, governments that had previously never provided funding for UNHCR, such as the Falkland Islands, the Faroe Islands and Guernsey, responded to UNHCR's call for support.

As shown below, however, it soon became clear that the support provided for Ukraine was not being matched by support that UNHCR needed for many of its other operations. For example, the supplementary appeal for the Far North Cameroon situation launched in January 2022 received funding from only four donors. Similar levels of underfunding were observed for "silent" or overlooked emergencies, as well as protracted situations. The level of underfunding in such operations deepened, a fact brought into sharp relief by the welcome level of support for the Ukraine emergency. Needs were also higher and more acute because of the knock-on effects of the invasion of Ukraine on global food and fuel prices, and because of the continuing recovery from COVID-19.

The incredible support for the Ukraine emergency highlighted two priorities for UNHCR. First and foremost is retention of the new donors who supported UNHCR's work in Ukraine in 2022. Second, UNHCR must make the case for similar levels of social and financial investment in other responses around the world.

Underfunded crises

By May 2022, it had become clear that UNHCR was poised to receive the same level of total contributions as it had in 2021, except that \$1 billion was earmarked for the Ukraine emergency, effectively leaving a \$1 billion gap for the rest of the world. Without at least an additional \$1 billion on top of what was received in 2021, UNHCR would be forced to slash commitments already made, thereby reducing its protection and assistance delivery in key operations by about 17% compared with previous years, without accounting for any additional costs due to inflation.

This funding gap faced by UNHCR was exacerbated by competing priorities: donor countries were themselves recovering from the COVID-19 pandemic and dealing with huge energy costs and inflation. Many were also receiving large numbers of Ukrainian refugees, and the focus on Ukraine meant less attention was paid to other crises. In addition, many donor countries prioritized food security, for which UNHCR was not seen as the go-to partner.

UNHCR [appealed](#) for help in June, highlighting 12 perennially underfunded operations where

inflation, food shortages and fuel price hikes were being acutely felt. By the end of August, none of the 12 operations had reached a 50% funding level and all were significantly behind 2021 expenditure levels. An updated [underfunding report](#) was issued in September, acknowledging that while some major donors had answered UNHCR's urgent call, there remained a strong risk of the 12 operations falling even further behind. The High Commissioner stated that without an additional \$700 million before the end of the year, the organization would be forced to make severe cuts with dramatic consequences for refugees and host communities. UNHCR's warnings of critical underfunding helped to get this issue on donors' agendas in a timely manner, and many government donors came through with exceptional support, notably the United States, Germany and Netherlands. By December, the gap had been narrowed by another \$350 million. Nevertheless, only four of the 12 operations were 50% funded by year end. For operations in the Middle East and North Africa, for example, this meant the 2022/23 winter response was only 20% funded, requiring operations to reduce or in some cases halt specific assistance programmes.

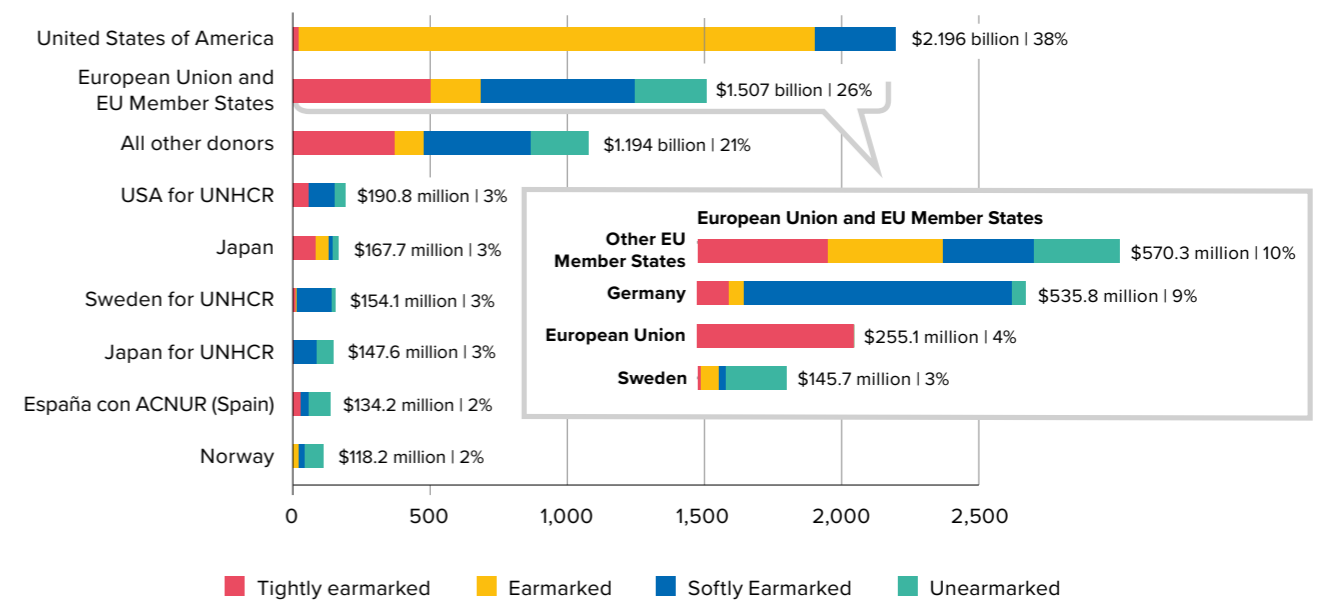
Quality of funding

Unearmarked funding	Softly earmarked funding	Earmarked funding	Tightly earmarked funding	Multi-year funding
Contributed without restrictions on its use. It provides UNHCR with vital flexibility in determining how best to protect and assist forcibly displaced and stateless people who are in the greatest need or at the greatest risk.	Allows UNHCR to allocate resources across a range of countries in a given region or situation, or to specific thematic or outcome areas in accordance with identified priorities.	Contributions for a specific country without any further limitations. Also includes contributions for the response to an emergency situation within a specified country.	Contributions that are earmarked for a specific project or sector within a country or division. Also includes in-kind contributions and Junior Professional Officers.	Pledged for 24 months or more. Whilst not all multi-year funding is flexible, the value of this type of contribution is its predictability, allowing UNHCR to apportion resources where they are needed most at the beginning of the year.

Quality funding – funding that is flexible, predictable, and multi-year – was identified as one of the two “enabling” priorities of the Grand Bargain 2.0, which continues to galvanize efforts for more efficient and effective humanitarian action. For UNHCR and its partners, early and flexible contributions smooth

the delivery of life-saving assistance and protection to millions of people. While tightly earmarked and delayed contributions are also valuable – comprising a large proportion of funds administered by UNHCR – such contributions introduce additional layers of administrative burden and cost.

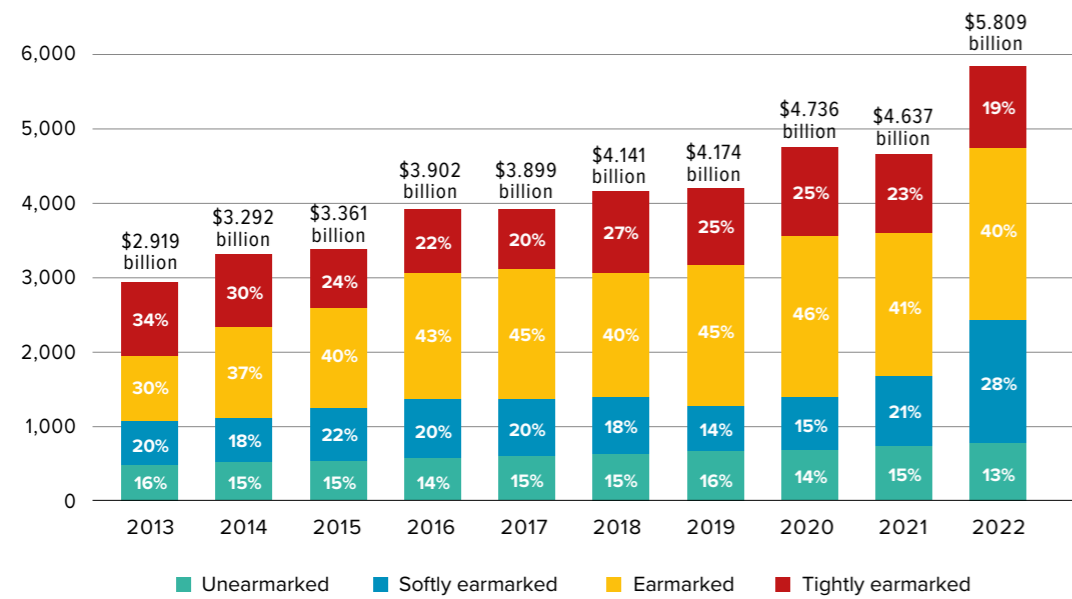
CHART 12 | QUALITY OF INCOME AMONG TOP DONORS | 2022



UNHCR's 2022 Global Appeal was presented at the annual Pledging Conference in December 2021, which resulted in pledges surpassing \$1 billion for the first time ever, an increase of 17% (\$159 million) compared to 2021. The positive result was thanks to the increased pledges from 10 donors (Estonia, Germany, Iceland, Ireland, Luxembourg, Monaco, Morocco, Sweden, Switzerland and the United

States). UNHCR was also grateful for the record amount of \$808 million that had been either pledged or already recorded for budget years 2023 and beyond. A stronger financial position at the beginning of 2022 meant that operations were able to start or continue implementing activities that otherwise may have faced delays or interruptions pending receipt of donor funds.

CHART 13 | LEVELS OF EARMARKING | 2013-2022



Unfortunately, contributions to UNHCR have become more earmarked over the past decade, with unearmarked funding declining as a share of total contributions from 16% in 2013 to 13% in 2022. Tying funds to specific geographical locations or activities reduces UNHCR's agility and capacity to direct resources to areas of greatest need and programmatic priorities, ultimately affecting the

delivery of protection and assistance to people forced to flee. Tighter earmarking also made it more difficult for UNHCR to shift resources within operations. For example, in Kenya, increasingly tight earmarking by donors limited the flexibility of the operation to shift funds towards emerging needs (e.g. the increase in new arrivals precipitated by drought across the region).

TABLE 4 | FLEXIBLE FUNDING IN 2022 | USD

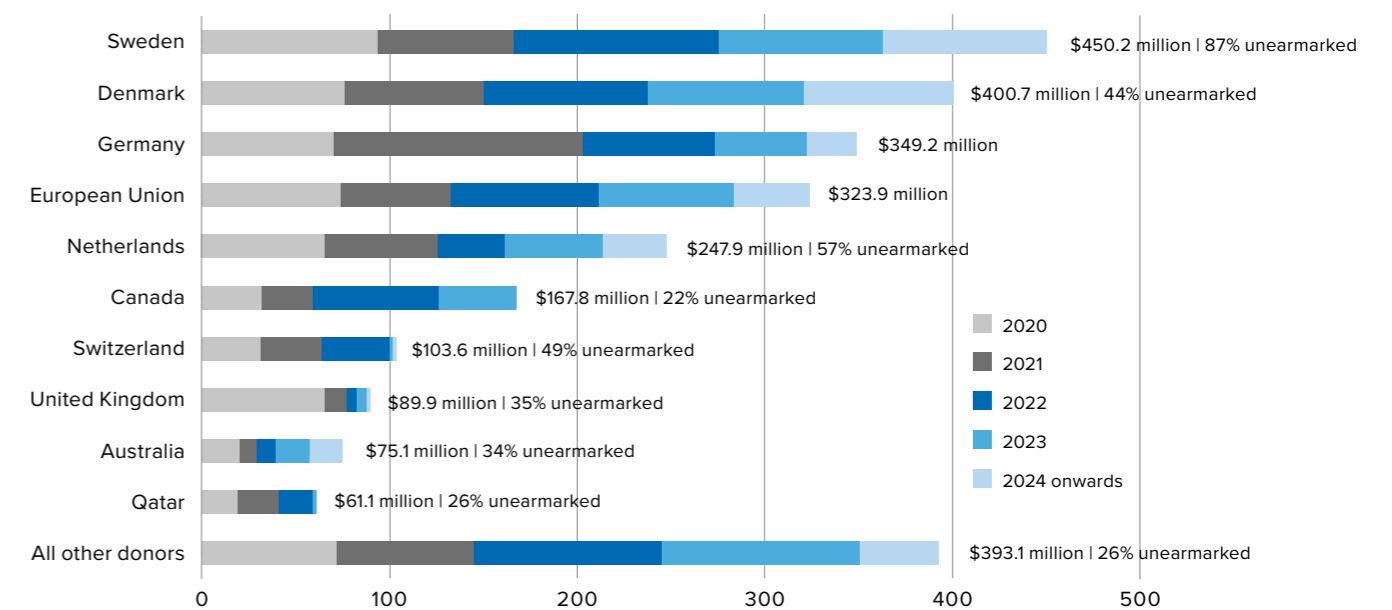
DONOR	UNEARMARKED*	SOFTLY EARMARKED*	TOTAL FLEXIBLE
Germany	23,868,243	436,641,598	460,509,841
United States of America		293,279,209	293,279,209
Japan for UNHCR	62,112,132	84,417,720	146,529,852
Sweden for UNHCR	15,681,504	128,215,988	143,897,491
USA for UNHCR	40,510,712	93,283,148	133,793,860
Sweden	99,251,812	11,298,107	110,549,919
España con ACNUR (Spain)	77,410,001	28,736,446	106,146,447
Norway	72,513,812	21,018,573	93,532,386
Denmark	35,600,667	43,687,728	79,288,395
UNO-Flüchtlingshilfe (National Partner in Germany)	21,705	73,545,544	73,567,249
United Kingdom of Great Britain and Northern Ireland	40,136,419	32,722,513	72,858,932
Private donors in Italy	21,057,338	34,125,329	55,182,666
Private donors in the Republic of Korea	37,494,140	9,115,956	46,610,095
UK for UNHCR	0	42,119,366	42,119,367
Private donors in Netherlands	9,670,703	31,536,452	41,207,155
France	18,466,358	21,866,834	40,333,192
Japan	21,710,202	17,747,711	39,457,913
Netherlands	37,162,162	1,028,807	38,190,969
Private donors in France	3,220,646	29,323,528	32,544,174
Canada	9,431,138	22,601,176	32,032,313
All other donors	138,628,322	193,073,996	331,702,318
TOTAL	763,948,015	1,649,385,727	2,413,333,742

*Colour bars show the portion of unearmarked and softly earmarked funds from each donor against the total.

Just 9% of government funding was unearmarked in 2022, while 41% of UNHCR's unearmarked funding came from the private sector. The operations receiving most unearmarked funds were South Sudan, the Democratic Republic of the Congo, Ethiopia, Chad and Uganda – all of which were profiled in the two reports on underfunding in 2022. Because there was not enough unearmarked funding to go around and because they had not received sufficient earmarked funding, all of these operations except for Ethiopia finished 2022 with less than 50% funding.

On the more positive side, softly earmarked funding increased as a share of total contributions, from 21% in 2021 to 28% in 2022. This increase was largely attributable to funding for the Ukraine situation and driven by the private sector, whose softly earmarked contributions increased sixfold. While these were excellent results, they also represent a potential point of vulnerability. In particular, private sector funds are meant to be complementary to support from States to UNHCR, not to replace that support. (See below for more details on private sector fundraising.)

CHART 14 | TOP TEN DONORS OF MULTI-YEAR CONTRIBUTIONS | 2020-2024



Multi-year funding increased from \$584 million in 2021 to \$618.4 million in 2022, with a slight decline as a share of total funding, from 11% in 2021 to 10% in 2022, due to the high level of funding for Ukraine as an emergency in 2022. 51% of the 2022 portion

of multi-year funding was earmarked or tightly earmarked, limiting UNHCR's ability to have flexible multi-year implementation agreements with its NGO partners.

Flexible thematic funding in 2022

The growth of earmarked contributions as a share of UNHCR's funding in recent years has made flexible funding – money that is either unearmarked or softly earmarked at the regional or sectoral level – increasingly sought after in emergencies and responses to neglected and forgotten crises. Flexible funding includes softly earmarked thematic funds – provided towards outcomes such as education, climate action, gender-based violence prevention and response, and to overall emergency preparedness and response (see below). They increase the overall amount of flexible funding UNHCR receives, while driving investments in substantive outcomes considered to be joint priorities of UNHCR and its donors.

UNHCR received nearly \$73 million in flexible thematic contributions in 2022, an increase from \$37 million in 2021. Overall, the increase in thematic contributions strengthened UNHCR's ability to deliver life-saving protection, assistance and solutions for its work around climate action, education and gender-based violence prevention and response. The top donor, with over \$13 million, was the Government of Japan, a longstanding supporter of UNHCR's work in protection and gender-based violence prevention and response in particular. The increase was also driven by private donor contributions, including \$21 million provided for global emergency preparedness and response, mostly from individual giving donors.

Overall, there was an unprecedented level of funding from public and private donors to UNHCR's response to emergencies, and much of it was flexible. Of some \$3.5 billion in voluntary contributions towards new emergency situations such as Ukraine or protracted ones such as Afghanistan, Myanmar, Syria or drought in the Horn of Africa, \$1.6 billion was softly earmarked. Given the growing number and complexity of emergencies, and the chronic underfunding for many emergencies out of the spotlight, flexible and timely funding support is ever more critical for UNHCR's ability to prepare and respond.

Increasing visibility for quality funding

UNHCR is committed to providing visibility for flexible funding and to the donors supporting this type of quality funding. In country operations, unearmarked donors providing UNHCR with more than \$10 million and softly earmarked donors providing more than \$2 million receive visibility on all printed materials (where the context allows), and in official external updates.

UNHCR regularly communicated the impact of flexible funding to a global audience using a network of social media official accounts from country operations, Headquarters and donor capitals. In 2022, UNHCR shared 1,700 tweets specifically mentioning “flexible” or “unearmarked” funding, a 9% increase from 2021. A social media campaign accompanied the UNHCR “[Flexible funding report](#)” in 2022, including graphics and GIFs. 15 social videos published in multiple languages focused on flexible and unearmarked funding.



Private sector income

2022 was an unprecedented year for UNHCR's private sector fundraising and partnerships, as UNHCR raised \$1.246 billion, almost double the \$625 million raised in 2021. Voluntary contributions from the private sector have increased from 4% of UNHCR's total income in 2010 to 21% in 2022. The private sector was a major source of unearmarked funding, contributing 41% of total unearmarked funding in 2022. It was also a record year for gifts in kind, with over 250 contributions worth \$128 million from over 80 private donors.

This growth came as private sector partners and individual donors stepped up to support the Ukraine emergency, raising \$626 million. Over 500 companies, high-net-worth individuals and foundations pledged support. This growth in private sector support validated UNHCR's strategy of diversifying income streams, having identified a shift in the traditional donor landscape and set

a goal in 2018 of reaching \$1 billion in private sector funding by 2025.

UNHCR sought to broaden its partnerships with the corporate sector, foundations and philanthropists, aiming to achieve maximum impact and improve the lives of refugees in a “whole of society” approach that goes beyond financial support alone. The multi-faceted partnership with Fast Retailing continued to be a model example of shared-value partnerships. Fast Retailing continued advocating for UNHCR's mandate and needs of refugees by participating in various events and panel discussions, as well as is publicizing stories about the partnership and people forced to flee, through mobilizing its corporate public relations and social media platforms.

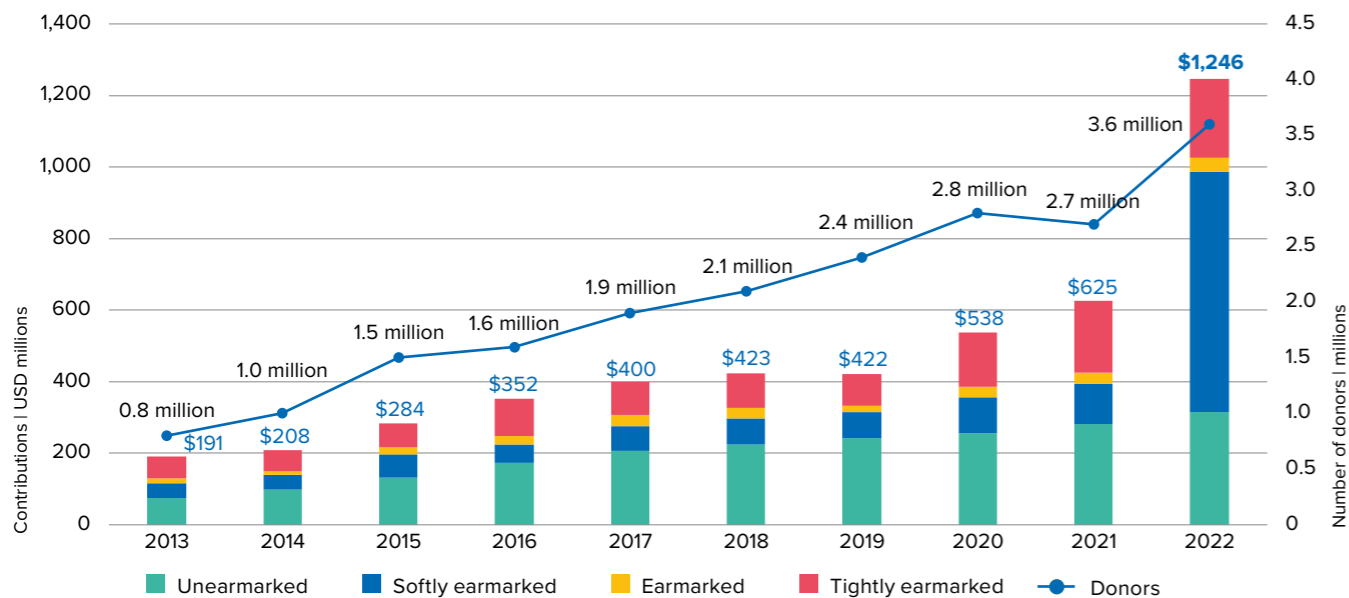
Other examples showcasing UNHCR's progress in broadening the scale and scope of partnerships were where UNHCR was supported in developing

an innovative methodological approach for infant and young child feeding and in testing the use of new technologies to improve the nutritional status of mothers and children under five in Ethiopia. Partnerships also enabled UNHCR to test innovations in health, WASH and multi-sectoral engagement; implement the resettlement and complementary pathways strategy (mandated by the GCR) as well as catalyse implementation of the protection and human rights pillar of the new digital transformation strategy; expand access to e-learning for refugees and host communities in Kenya; support re-location, job placement,

and local integration in Mexico; and strengthen UNHCR's response to non-communicable diseases.

The private sector was critical in developing, implementing and amplifying innovative financing initiatives that raise funds sustainably and efficiently. Several such projects attracted over \$50 million of donor support, including the [Refugee Environmental Protection Fund](#), an initiative under UNHCR's Climate Action Framework to scale up reforestation and clean cooking initiatives in refugee and host community areas.

CHART 15 | PRIVATE SECTOR CONTRIBUTIONS AND DONOR NUMBERS | 2013-2022



The [Green Financing Facility](#) aims at greening UNHCR in the most financially efficient way possible by solarizing UNHCR offices. The first round of procurement for renewable energy systems were concluded in Kakuma in Kenya and in Adjumani and Yumbe in Uganda. In addition to reducing UNHCR's overall carbon emissions by approximately 1%, these contracts will also save UNHCR ~10% in energy costs for these locations compared to existing diesel-based systems. The contracts also transfer the responsibility of operations, maintenance and other technical

activities from UNHCR's often overburdened field staff to private sector power companies.

UNHCR and the Islamic Development Bank's poverty alleviation arm, the Islamic Solidarity Fund for Development, [signed the Charter of the Global Islamic Fund for Refugees](#), launching an innovative, sustainable and Shariah-compliant endowment that will support refugees from and hosted by member States of the Organization of Islamic Cooperation. This initiative is the first to support refugee and host community needs via an endowment mechanism.

UNHCR's National Partners

In 2022, UNHCR's National Partners contribution accounted for 66% of private sector income (\$825 million), with USA for UNHCR providing

the most with \$190.8 million. In addition to their financial contributions (particularly the high level of flexible funding), UNHCR's National Partners played a vital role as a bridge between the public and UNHCR and encouraged a whole-of-society response, especially in times of crises.



Global fundraising campaigns raised over \$54 million in 2022

UNHCR launched the [Aiming Higher Campaign](#) in December 2020 with the goal of raising \$23 million by the end of 2023 to fund 1,800 scholarships for higher education, covering the funding gap of the DAFI scholarship programme. The campaign has been effective in acquiring sustainable funds and has so far raised \$16.5 million from donors in 17 countries which funded scholarships for 1,290 scholars by the end of 2022. The **Winter Campaign 2021-22** raised \$43 million for UNHCR's winterization efforts, focusing on the plight of refugees in Afghanistan and in the Middle East and North Africa. The [Ramadan Campaign](#) was launched globally for the fourth time, engaging Muslim audiences and raising \$18.3 million in 16 markets. The [Connecting Worlds](#) mobile application is an innovative product enabling safe and secure conversation between donors and refugees. A second version of the app, [Connecting Worlds Mentor](#), was developed in 2022 to match donors and refugee scholars by their common field of study for 12 weeks of mentorship. The app was successfully rolled out in Australia and Italy. In 2022, UNHCR tested a new **Food Insecurity** appeal to raise funds for cash assistance. The appeal generated a particularly high level of engagement amongst donors and will therefore be expanded in 2023.

Australia for UNHCR

Australia for UNHCR raised a record amount, around one third of it for Ukraine. It used media engagements, donor webinars and events to promote UNHCR's work in Ukraine and neighbouring countries, and on World Refugee Day, it raised \$165,000 for protection activities like the [Blue Dot hubs](#) supporting Ukrainian refugees. Community fundraising for Ukraine far exceeded expectations thanks to support from the Australian-Vietnamese community. The Emergency Action Alliance, a new organization made up of 15 Australian charities that come together during key emergencies, contributed funds via an appeal that received support from the Australian Government as well as the Australian Broadcasting Corporation.

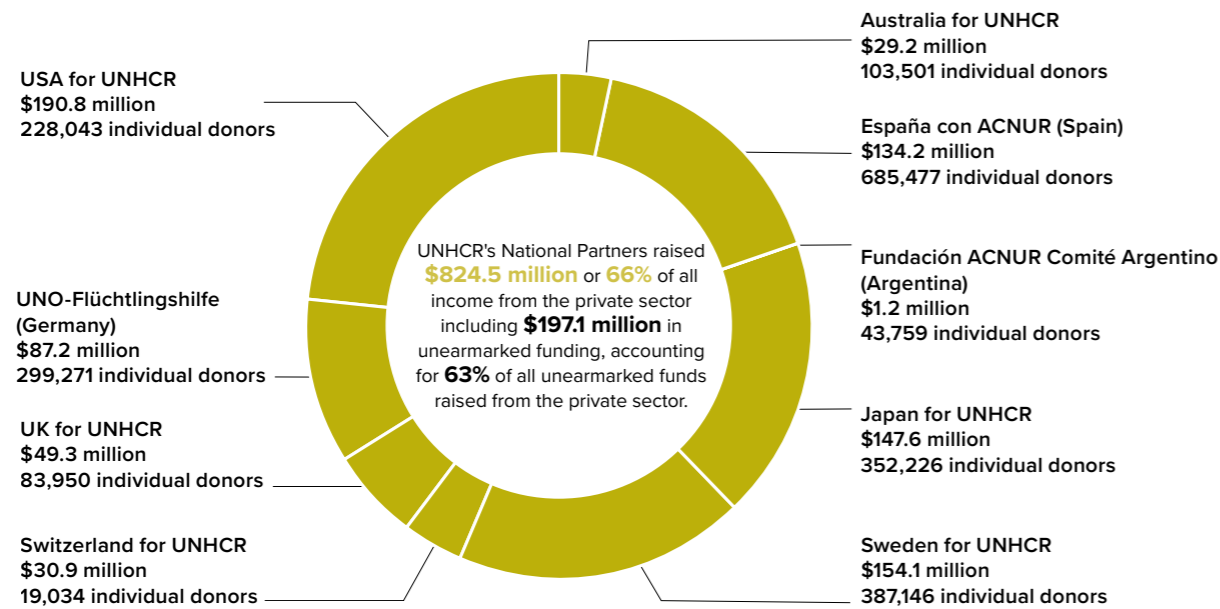
Aotearoa New Zealand for UNHCR

After many years of work, Australia for UNHCR set up a new entity in New Zealand. Aotearoa New Zealand for UNHCR began digital fundraising in April 2022 and face-to-face fundraising in December 2022.

España con ACNUR (Spain)

In 2022, España con ACNUR showed its strength in emergency fundraising, with unearmarked funds accounting for 58% of its total income. It amplified the refugee voice by engaging with civil society actors including celebrities, foundations, corporations, schools, universities and mass media groups. It partnered with Barça Foundation, Industria de Diseño Textil S.A. (Inditex), 'la Caixa' Foundation and ProFuturo, and its content featured in top television shows and was cited by digital influencers.

CHART 16 | INCOME FROM NATIONAL PARTNERS | 2022



Portugal com ACNUR

In just over a year, with guidance from España con ACNUR, Portugal for UNHCR hired a core team to start fundraising and public engagement, including setting up a web page and identifying face-to-face and telemarketing agencies, which resulted in donor recruitment and one-off donations.

Fundacion ACNUR - Comite Argentino (Argentina)

In 2022, Argentina for UNHCR achieved a significant milestone by reaching a supporter base of half a million, with almost 50,000 monthly donors, after starting fundraising activities in May 2019. IPSOS surveys showed Argentina becoming more hospitable to refugees. The organization piloted a successful mentorship programme to help refugee families integrate into Argentine society, and launched multiple emergency-driven campaigns, including a response to the humanitarian crisis in Ukraine. The Concert With Refugees 2022 reached over a million viewers on national TV, and over 500 positive articles were published about Fundación ACNUR. More than 40 celebrities supported the organization, and celebrity soccer players joined the first “Football with Refugees” event.

Japan for UNHCR

The Ukraine crisis generated significant support and awareness across a wide range of Japanese society, and strengthened digital platforms helped to raise record income of \$139 million (JPY18,450 million). Japan for UNHCR reached out to younger generations via the “Art Wall Project” on climate change, and to women with a campaign focusing on the self-reliance of women and girls in Bangladesh. Income from legacies and gifts in wills also grew.

Sweden for UNHCR

A huge increase in funds exceeded targets for both the individual giving and the private philanthropy segments, with nearly \$154.1 (SEK 1.5 billion) in transferred income, an unparalleled level of fundraising in Sweden. Brand awareness increased dramatically and UNHCR was identified as the number one go-to organization to support the Ukraine response. The Akelius Foundation announced it would match all donations for the Ukraine emergency throughout March, resulting in a donation from the Foundation of \$48 million (SEK 500 million). The “Not Delivered” campaign, featuring a text message from a young Ukrainian in Sweden to her father in Ukraine, ran on metro billboards and other platforms and achieved great results.

Switzerland for UNHCR

Switzerland for UNHCR (CH4U) went from mobilizing \$3 million in 2020 to just under \$20 million in 2022, via multi-channel individual fundraising campaigns and partnerships with Swiss companies, foundations and philanthropists. High visibility projects included a multi-site project with world-renowned artist JR that will continue in 2023, and a groundbreaking fundraising partnership with blockchain company Cardano.

UK for UNHCR

UK for UNHCR contributed a record \$47 million (£39 million), largely to support the Ukraine response but also for Afghanistan, Yemen, DAFI scholarships and Syria winterization. Donor numbers reached 83,950, almost double the 49,000 in 2021. Public engagement campaigns included refugee-led storytelling through “Gallery of the (new) home”. An integrated advocacy and fundraising appeal, “The cold truth”, garnered 44 million media impressions, celebrity support and over \$1.7 million (£1.4 million) in donations. A traineeship programme for individuals with refugee backgrounds was launched.

UNO-Flüchtlingshilfe (Germany)

With \$102 million (€95.6 million) income, up almost 90% from 2021, UNO-Flüchtlingshilfe was able to transfer more than \$87.2 million (€80 million) to UNHCR. It had its highest ever number of private major donors and corporate partners, including more than 40 employee giving campaigns, and almost 300,000 active donors. Partnerships with the Berlin Philharmonic and Volkswagen were expanded, and Spotify and UNO-Flüchtlingshilfe created a joint campaign for World Refugee Day.

USA for UNHCR

USA for UNHCR closed 2022 with record revenue of nearly \$234 million including \$54 million in-kind donations. A multi-channel campaign in response to the Ukraine invasion generated more than \$92 million and support from more than 150 new corporate and foundation donors. A collaboration with Epic Games raised \$144 million to support five organizations including UNHCR, which received \$28 million, and a \$1 million donation from Blake Lively and Ryan Reynolds generated \$5.36 million through a matching campaign. USA for UNHCR maintained its status as a Great Place to Work for a third year running.

© Emelie Aquilino



The Akelius Foundation provides exceptional support to UNHCR's Ukraine emergency response

Shortly after the outbreak of the war, Roger Akelius publicly declared that he would double all donations to Sweden for UNHCR during March and challenged business to raise funds. The response was overwhelming, spurring the engagement of thousands of multinational companies, small businesses, institutions, sports clubs and cultural associations, many of them first-time donors to UNHCR. Sweden for UNHCR raised almost \$130 million during this intense period, and Roger Akelius ended up donating close to \$50 million to UNHCR's emergency work in Ukraine.

TABLE 5 | 2022 BUDGET AND EXPENDITURE BY OUTCOME AND ENABLING AREAS

OUTCOME AND ENABLING AREAS		AMOUNT	% over progr. activities	% of Exp vs budget
OUTCOME AREA				
Access to territory, registration and documentation (OA 1)	Budget	743,872,029	7%	
	Expenditure	393,299,000	7%	53%
Status determination (OA 2)	Budget	185,034,382	2%	
	Expenditure	95,568,300	2%	52%
Protection policy and law (OA 3)	Budget	270,831,920	3%	
	Expenditure	162,283,320	3%	60%
Gender-based violence (OA 4)	Budget	324,876,280	3%	
	Expenditure	145,561,932	3%	45%
Child protection (OA 5)	Budget	230,024,413	2%	
	Expenditure	117,559,065	2%	51%
Safety and access to justice (OA 6)	Budget	324,669,163	3%	
	Expenditure	131,306,570	2%	40%
Community engagement and women's empowerment (OA 7)	Budget	555,252,751	5%	
	Expenditure	309,155,844	6%	56%
Well-being and basic needs (OA 8)	Budget	2,928,093,828	28%	
	Expenditure	1,668,349,614	30%	57%
Sustainable housing and settlements (OA 9)	Budget	918,475,311	9%	
	Expenditure	382,655,177	7%	42%
Healthy lives (OA 10)	Budget	570,108,030	6%	
	Expenditure	333,665,173	6%	59%
Education (OA 11)	Budget	458,003,438	4%	
	Expenditure	226,179,523	4%	49%
Clean water, sanitation and hygiene (OA 12)	Budget	237,299,750	2%	
	Expenditure	103,805,675	2%	44%
Self-reliance economic inclusion and livelihoods (OA 13)	Budget	555,259,926	5%	
	Expenditure	209,937,214	4%	38%
Voluntary repatriation and sustainable reintegration (OA 14)	Budget	262,863,026	3%	
	Expenditure	99,322,673	2%	38%
Resettlement and complementary pathways (OA 15)	Budget	179,577,004	2%	
	Expenditure	122,268,754	2%	68%
Local integration and other local solutions (OA 16)	Budget	355,622,954	3%	
	Expenditure	156,576,403	3%	44%
SUBTOTAL OUTCOME AREAS		Budget	9,099,864,204	89%
		Expenditure	4,657,494,237	51%

.../...

.../...

TABLE 5 | 2022 BUDGET AND EXPENDITURE BY OUTCOME AND ENABLING AREAS

OUTCOME AND ENABLING AREAS		AMOUNT	% over progr. activities	% of Exp vs budget
ENABLING AREA				
Systems and processes (EA 17)	Budget	224,565,763	2%	
	Expenditure	179,206,989	3%	80%
Operational support and supply chain (EA 18)	Budget	364,815,765	4%	
	Expenditure	297,548,003	5%	82%
People and culture (EA 19)	Budget	196,048,351	2%	
	Expenditure	131,785,108	2%	67%
External engagement and resource mobilization (EA 20)	Budget	367,294,086	4%	
	Expenditure	312,771,808	6%	85%
Leadership and governance (EA 21)	Budget	21,912,086	0%	
	Expenditure	20,572,996	0%	94%
SUBTOTAL ENABLING AREAS		Budget	1,174,636,051	11%
		Expenditure	941,884,903	17%
SUBTOTAL PROGRAMMED ACTIVITIES		Budget	10,274,500,255	100%
		Expenditure	5,599,379,140	100%
		Budget	427,502,306	
Operational reserve (OR)	Expenditure	0		0%
		Budget	12,000,000	
Junior Professional Officers	Expenditure	7,704,324		64%
TOTAL		Budget	10,714,002,561	
		Expenditure	5,607,083,464	52%

TABLE 6 | TOTAL CONTRIBUTIONS | 2022

DONOR	GOVERNMENT	PRIVATE DONORS	INTERGOVERNMENTAL BODIES	UN FUNDS	TOTAL
United States of America	2,195,608,503	208,670,091			2,404,278,594
Germany	535,769,917	87,514,807			623,284,725
Japan	167,708,064	165,585,737			333,293,801
European Union			255,101,061		255,101,061
Sweden	145,652,735	102,869,725			248,522,460
Spain ¹	31,667,852	134,008,435			165,676,287
Netherlands	110,001,407	54,883,451			164,884,858
Italy	97,440,630	61,264,348			158,704,978
United Kingdom of Great Britain and Northern Ireland	99,337,588	54,933,543			154,271,131
France	99,265,458	36,636,990			135,902,448
Denmark	106,949,997	19,150,167			126,100,164
Canada	96,277,146	28,567,749			124,844,896
Norway	118,176,368	3,607,028			121,783,396
Switzerland ²	58,464,442	41,223,894			99,688,336
Republic of Korea	28,232,363	49,058,934			77,291,297
Central Emergency Response Fund ³				70,697,981	70,697,981
Australia	40,731,300	29,438,403			70,169,702
Bahamas		52,227,869			52,227,869
Country-based Pooled Funds ⁴				46,826,103	46,826,103
United Nations Regular Budget				42,215,850	42,215,850
Qatar	21,501,968	11,646,669			33,148,637
United Arab Emirates	8,198,771	23,088,952			31,287,723
Finland	27,497,582	2,223,291			29,720,873
Ireland	28,694,142	947,362			29,641,504
Belgium	22,045,350	5,601,085			27,646,435
Austria	20,834,478	172,201			21,006,679
Education Cannot Wait ⁵				18,612,215	18,612,215
China	1,251,950	15,321,450			16,573,400
Czechia	3,489,480	12,997,565			16,487,046
Luxembourg	13,401,941	2,533,317			15,935,258
Special Trust Fund for Afghanistan				15,894,189	15,894,189
Kuwait	5,982,640	3,310,858			9,293,498
Saudi Arabia	6,000,000	2,748,571			8,748,571
UN Joint Programmes ⁶				8,039,291	8,039,291
UNICEF				7,279,761	7,279,761
United Nations Peacebuilding Fund ⁷				7,142,424	7,142,424
Thailand	20,000	6,320,634			6,340,634
New Zealand	6,142,051	45,344			6,187,396
Hungary	5,299,648	43,289			5,342,937
Malaysia		4,437,791			4,437,791
Iceland	4,152,083	248,253			4,400,336
Greece	290,662	3,923,021			4,213,683
African Development Bank Group			3,850,271		3,850,271
Brazil	122,932	3,338,746			3,461,678
Bahrain		3,232,795			3,232,795
UNAIDS				2,976,021	2,976,021
Philippines	100,000	2,857,126			2,957,126

.../...

.../...

DONOR	GOVERNMENT	PRIVATE DONORS	INTERGOVERNMENTAL BODIES	UN FUNDS	TOTAL
Russian Federation	2,000,000	16,956			2,016,956
Mexico	284,570	1,538,126			1,822,696
Serbia	1,696,267	4,649			1,700,916
Singapore	60,000	1,625,542			1,685,542
IOM				1,565,742	1,565,742
Monaco	1,446,239	24,941			1,471,179
Egypt		1,392,452			1,392,452
Argentina	234,264	1,157,334			1,391,598
Nigeria	73,508	1,250,760			1,324,268
Lebanon		1,013,711			1,013,711
Bailiwick of Jersey	902,135	36,146			938,280
South Sudan MPTF for Reconciliation, Stabilization, Resilience ⁸				797,322	797,322
UNESCO				750,000	750,000
Estonia	700,283	9,047			709,330
Indonesia		675,459			675,459
Liechtenstein	648,883				648,883
WFP				614,211	614,211
Poland	564,748	34,133			598,880
Spotlight Initiative to eliminate violence against women and girls ⁹				595,711	595,711
Start-up Fund for Safe, Orderly and Regular Migration ¹⁰				569,278	569,278
Intergovernmental Authority on Development			555,116		555,116
Slovenia	524,298	10,675			534,973
Private donors in the Middle East and North Africa		527,524			527,524
Romania	414,001	40,328			454,329
UNFPA				400,000	400,000
Portugal	126,610	253,482			380,092
Chad	378,859	597			379,456
Türkiye	300,000	63,509			363,509
The World Bank			360,681		360,681
Guernsey	332,554	8,683			341,237
Morocco	306,101	23,742			329,843
Republic of the Congo	326,445	1,043			327,488
Malta	220,522	66,867			287,389
Colombia	250,000	36,623			286,623
Cyprus	74,420	175,583			250,002
Kenya		229,822			229,822
Lithuania	225,225	4,103			229,328
Bulgaria	209,940	17,234			227,173
Slovakia	210,084	15,120			225,204
UN-Women				225,177	225,177
Oman		212,454			212,454
Peru	181,815	2,875			184,690
Chile	150,000	19,252			169,252
Faroe Islands	147,297	83			147,380
Latvia	131,435	14,122			145,557
Angola	120,000	52			120,052

.../...

.../...

DONOR	GOVERNMENT	PRIVATE DONORS	INTERGOVERNMENTAL BODIES	UN FUNDS	TOTAL
Israel	51,407	59,906			111,313
Armenia	103,000	787			103,787
Algeria	100,000	2,202			102,202
Kazakhstan	93,346	911			94,257
ILO				89,524	89,524
South Africa		82,550			82,550
United Nations Integrated Transition Assistance Mission in Sudan				76,101	76,101
Brunei Darussalam	69,823	5,303			75,126
Azerbaijan	73,612	1,489			75,101
Guyana	63,531				63,531
Ghana		61,915			61,915
Jordan		58,765			58,765
India		56,431			56,431
UN COVID-19 Response and Recovery Fund ¹¹				51,633	51,633
Falkland Islands (Malvinas)	48,655	165			48,820
United Nations Conflict-Related Sexual Violence Prevention MPTF ¹²				44,296	44,296
Kyrgyzstan	34,784	354			35,138
WHO				33,294	33,294
Uruguay	30,000	961			30,961
United Nations Trust Fund for Human Security ¹³				26,793	26,793
The Holy See	20,000				20,000
UN Office for South-South Cooperation				20,000	20,000
Costa Rica	14,878	3,508			18,386
Pakistan		17,447			17,447
Montenegro	11,628	683			12,311
Nepal		2,430			2,430
Mauritania		34			34
TOTAL *	4,120,264,616	1,245,538,357	259,867,128	225,542,917	5,851,213,018

¹¹ The total for Spain includes \$8,701,479 in contributions from other public sources channelled through España con ACNUR.

¹² The totals for Lebanon and Switzerland include contributions from private donors worldwide routed through regional offices.

¹³ The Central Emergency Response Fund is a multi-donor funding mechanism. For details, see <https://cerf.un.org>.

¹⁴ Country-based Pooled Funds are multi-donor funding mechanisms. For details, see www.unocha.org/our-work/humanitarian-financing/country-based-pooled-funds-cbpf.

¹⁵ Education Cannot Wait (ECW) is a multi-donor funding mechanism. For details, see www.educationcannotwait.org.

¹⁶ UN Joint Programmes are multi-donor funding mechanisms.

¹⁷ The United Nations Peacebuilding Fund is a multi-donor funding mechanism. For details, see www.un.org/peacebuilding/fund.

¹⁸ The South Sudan MPTF for Reconciliation, Stabilization, Resilience is a multi-donor funding mechanism. For details, see <http://mptf.undp.org/factsheet/fund/SSR00>.

¹⁹ The Spotlight Initiative to eliminate violence against women and girls is a multi-donor funding mechanism. For details, see www.un.org/en/spotlight-initiative.

²⁰ The Start-up Fund for Safe, Orderly and Regular Migration is a multi-donor funding mechanism. For details, see <http://mptf.undp.org/factsheet/fund/MIG00>.

²¹ The UN COVID-19 Response and Recovery Fund is a multi-donor funding mechanism. For details, see <http://mptf.undp.org/factsheet/fund/COV00>.

²² The United Nations Conflict-Related Sexual Violence Prevention MPTF is a multi-donor funding mechanism. For details, see <http://mptf.undp.org/factsheet/fund/CSV00>.

²³ The United Nations Trust Fund for Human Security is a multi-donor funding mechanism. For details, see www.un.org/humansecurity.

* Excludes a total of \$217,749,998 acknowledged in prior years for activities implemented in 2022 and includes \$202,995,050 acknowledged in 2022 for activities with implementation in 2023 and beyond.

TABLE 7 | 2022 BUDGET AND EXPENDITURE FOR HEADQUARTERS | USD

DIVISIONS/DEPARTMENTS	BUDGET ¹	EXPENDITURE ²
EXECUTIVE DIRECTION AND MANAGEMENT		
Executive Office	6,801,683	6,318,747
Liaison Office New York	4,747,554	4,747,554
Inspector General's Office	10,151,722	9,870,741
Legal Affairs Section	4,674,496	3,705,254
Office of the Ombudsman	1,679,552	1,679,551
Ethics Office	2,761,655	2,680,750
Enterprise Risk Management	1,610,662	1,538,858
Evaluation Service	2,400,802	2,317,364
Transformation and Change Service	3,361,859	3,080,503
Governance Service	3,066,282	3,065,969
SUBTOTAL	41,256,266	39,005,292
Division of External Relations	32,157,111	32,013,731
Division of International Protection	17,192,614	17,065,969
Division of Resilience and Solutions	3,405,093	2,527,240
Division of Strategic Planning and Results	18,923,464	18,125,601
Division of Emergency, Security and Supply	13,022,635	12,630,120
Division of Information Systems and Telecommunications	40,593,961	37,193,057
Division of Human Resources	38,088,704	37,916,041
Division of Financial and Administrative Management	29,027,010	28,801,144
Global Service Centre (Budapest)	6,093,264	6,037,723
Global Service Centre (Copenhagen)	5,980,026	5,443,589
Staff Council	1,524,048	1,523,968
TOTAL	247,264,196	238,283,475

TABLE 8 | VOLUNTARY CONTRIBUTIONS TO HEADQUARTERS | USD

DIVISIONS/DEPARTMENTS	DONORS	AMOUNT
HEADQUARTERS OVERALL		
	United Nations Regular Budget	42,215,850
	SUBTOTAL	42,215,850
GLOBAL SERVICE CENTRES		
	Hungary	4,939,648
	Denmark	3,103,434
	SUBTOTAL	8,043,082
DIVISION OF FINANCIAL AND ADMINISTRATIVE MANAGEMENT		
	Switzerland	3,892,459
	SUBTOTAL	3,892,459
DIVISION OF HUMAN RESOURCES		
	Germany	298,686
	SUBTOTAL	298,686
DIVISION OF STRATEGIC PLANNING AND RESULTS		
	Luxembourg	548,742
	Sweden	359,416
	Netherlands	330,150
	SUBTOTAL	1,238,308
DIVISION OF EXTERNAL RELATIONS		
	United States of America	248,533
	European Union	247,285
	Switzerland	203,874
	Norway	139,237
	SUBTOTAL	838,929
TOTAL²		56,527,314

¹ Includes allocations from the UN Regular Budget as follows: USD 42,215,850 (Budget) and USD 42,211,028 (Expenditure).

² Contributions include 6.5% indirect support costs.

TABLE 9 | 2022 BUDGET AND EXPENDITURE FOR GLOBAL PROGRAMMES | USD

ACTIVITIES	BUDGET	EXPENDITURE
OPERATIONAL ACTIVITIES		
Cash assistance	598,676	152,354
Durable solutions	10,178,291	4,176,183
Education-related projects	30,335,669	23,085,840
Emergency-related projects (including stockpiles)	27,784,125	19,678,245
Environment-related projects	748,132	243,526
Global Clusters	956,384	330,984
Innovation project	7,954,006	2,288,356
Health-related projects (HIV/AIDS, anaemia, water & sanitation)	1,652,346	890,909
Protection-related projects	7,347,677	6,089,505
Private sector fundraising	145,297,860	133,526,307
Public information and media projects	11,116,613	9,225,007
Refugee women, children and adolescents	1,560,369	1,477,092
Registration, data and knowledge management	12,845,756	11,826,466
Research, evaluation and documentation	3,426,012	3,156,037
Resettlement	16,276,434	15,481,358
Training-related projects	997,000	1,146,687
Miscellaneous	1,383,566	1,303,194
SUBTOTAL OPERATIONAL ACTIVITIES	280,458,916	234,078,050
PROGRAMME SUPPORT ACTIVITIES		
Executive Direction and Management	16,149,512	14,004,700
Division of External Relations	43,635,002	37,786,875
Division of International Protection	11,735,146	11,618,063
Division of Information Systems and Telecommunications	35,414,712	25,236,352
Division of Resilience and Solutions	34,035,446	25,521,280
Division of Strategic Planning and Results	9,029,806	5,700,037
Division of Emergency, Security and Supply	19,667,567	11,305,930
Division of Human Resources	35,956,261	35,746,797
Division of Financial and Administrative Management	9,715,135	9,143,650
Copenhagen Global Service Centre	35,751,279	30,992,039
SUBTOTAL PROGRAMME SUPPORT ACTIVITIES	251,089,866	207,055,723
TOTAL	531,548,782	441,133,773

TABLE 10 | VOLUNTARY CONTRIBUTIONS TO GLOBAL PROGRAMMES | USD

DIVISIONS/DEPARTMENTS	DONORS	AMOUNT
GLOBAL PROGRAMMES OVERALL	United States of America	46,963,927
	SUBTOTAL	46,963,927
DIVISION OF RESILIENCE AND SOLUTIONS	Germany	17,006,156
	United States of America	6,824,672
	UNO-Flüchtlingshilfe (National partner in Germany)	4,195,856
	USA for UNHCR	2,955,492
	Denmark	2,433,371
	Switzerland	1,576,140
	Norway	1,554,565
	Private donors in Netherlands	1,140,543
	European Union	1,048,499
	Private donors in Italy	543,700
	Private donors in Norway	363,500
	The World Bank	360,681
	España con ACNUR (National partner in Spain)	354,897
	United Kingdom of Great Britain and Northern Ireland	327,763
	Qatar	314,175
	Private donors in China	293,301
	Private donors in Canada	262,642
	Private donors in the United Arab Emirates	258,733
	Private donors in Czechia	237,493
	Switzerland for UNHCR	231,574
	Private donors in France	212,199
	Australia for UNHCR	204,790
	Japan	198,226
	Private donors in Kuwait	175,210
	Luxembourg	174,825
	Sweden for UNHCR	143,749
	Private donors in Denmark	127,800
	UK for UNHCR	121,500
	Private donors in Japan	100,000
	Netherlands	57,152
	WHO	33,294
	UNAIDS	24,431
	Monaco	22,523
	Miscellaneous private donors	49,378
	SUBTOTAL	43,928,829
DIVISION OF INTERNATIONAL PROTECTION	United States of America	6,890,987
	Canada	4,022,131
	Germany	2,719,877
	Norway	939,452
	IOM	903,324
	Switzerland	475,827
	Republic of Korea	410,041
	Private donors in Norway	365,000
	Japan	246,225
	Denmark	221,323
	Sweden	169,711
	Netherlands	94,141
	Morocco	60,290
	Monaco	56,151
	European Union	53,763
	Ireland	8,500
	Miscellaneous private donors	91,078
	SUBTOTAL	17,727,822

.../...

.../...

TABLE 10 | VOLUNTARY CONTRIBUTIONS TO GLOBAL PROGRAMMES | USD

DIVISIONS/DEPARTMENTS	DONORS	AMOUNT
DIVISION OF EMERGENCY, SECURITY AND SUPPLY		
	Private donors in Norway	2,504,500
	United Arab Emirates	2,420,566
	Sweden	1,746,000
	Switzerland	1,524,000
	United Kingdom of Great Britain and Northern Ireland	953,000
	Private donors in the United States of America	881,500
	Private donors in Denmark	641,500
	Ireland	493,500
	Japan	450,000
	Australia for UNHCR	413,500
	USA for UNHCR	167,061
	Canada	153,500
	Netherlands	138,500
	Germany	80,000
	SUBTOTAL	12,567,127
DIVISION OF FINANCIAL AND ADMINISTRATIVE MANAGEMENT		
	Germany	3,249,688
	Japan	164,150
	SUBTOTAL	3,413,838
COPENHAGEN GLOBAL SERVICE CENTRE		
	Netherlands	1,108,269
	Denmark	730,218
	United States of America	718,135
	Norway	513,432
	Estonia	112,315
	Miscellaneous private donors	147,302
	SUBTOTAL	3,329,672
EXECUTIVE DIRECTION AND MANAGEMENT		
	Luxembourg	1,878,346
	Netherlands	760,100
	SUBTOTAL	2,638,446
DIVISION OF STRATEGIC PLANNING AND RESULTS		
	UNO-Flüchtlingshilfe (National partner in Germany)	1,064,963
	Norway	183,119
	UK for UNHCR	179,155
	SUBTOTAL	1,427,237
DIVISION OF HUMAN RESOURCES		
	United States of America	588,715
	United Kingdom of Great Britain and Northern Ireland	463,436
	Germany	187,792
	SUBTOTAL	1,239,943
DIVISION OF INFORMATION SYSTEMS AND TELECOMMUNICATIONS		
	Luxembourg	407,925
	SUBTOTAL	407,925
DIVISION OF EXTERNAL RELATIONS		
	Private donors in the United States of America	184,245
	Private donors in Netherlands	106,500
	Austria	4,368
	SUBTOTAL	295,113
TOTAL*		133,939,878

*Notes:
 † Contributions include 6.5% indirect support costs.

TABLE 11 | TRANSFERS FROM THE OPERATIONAL RESERVE IN 2022 | USD

1. OPERATIONAL RESERVE APPROVED BY THE EXECUTIVE COMMITTEE IN OCTOBER 2021						427,700,379
2. TRANSFERS FROM THE OPERATIONAL RESERVE						
		1. Protect	2. Respond	3. Empower	4. Solve	Total
GLOBAL PROGRAMMES						
Executive Office	Strengthening of regional bureau capacity for decentralized evaluations	198,073				198,073
SUBTOTAL		198,073	-	-	-	198,073
2. TOTAL TRANSFERS		198,073	-	-	-	198,073
3. BALANCE AFTER TRANSFERS						427,502,306

TABLE 12 | CONTRIBUTIONS TO THE JUNIOR PROFESSIONAL OFFICERS SCHEME | 2022

USD		USD	
DONOR	AMOUNT	DONOR	AMOUNT
Japan	1,551,089	Belgium	208,175
Germany	1,009,882	Republic of Korea	203,974
Canada	843,307	Iceland	195,413
Denmark	471,621	Luxembourg	181,505
China	451,950	France	180,592
Italy	407,866	Finland	174,000
Sweden	309,490	Czechia	170,436
Jersey	281,550	Norway	108,127
Switzerland	264,316		
Netherlands	240,349	TOTAL	7,253,642

TABLE 13 | IN-KIND CONTRIBUTIONS | 2022

DONOR	DESCRIPTION	USD
		AMOUNT
GOVERNMENT, INTERGOVERNMENTAL AND UN FUNDS		
Angola	Premises for the UNHCR office in Luanda	120,000
Argentina	Premises for the UNHCR office in Buenos Aires	107,100
Armenia	Premises for the UNHCR office in Yerevan	98,000
Austria	Premises for the UNHCR office in Vienna	62,400
Azerbaijan	Premises for the UNHCR warehouse in Baku	43,612
Brazil	Premises for the UNHCR office in Brasilia	122,932
Canada	Deployment of standby experts globally and family tents for Ukraine Emergency	813,437
Czechia	Premises for the UNHCR office in Prague	38,100
Denmark	Premises for the UNHCR office in Copenhagen and prefabricated accommodations for Ukraine Emergency	4,277,871
Estonia	Deployment of standby experts for the Global Data Service	112,315
European Union	Transport services for the UNHCR operation in Moldova	758,587
Germany	Premises for the UNHCR office in Nuremberg and bedding items and hygiene kits for Ukraine Emergency	1,001,347
Guyana	Premises for the UNHCR office in Georgetown	63,531
Hungary	Premises for the UNHCR offices in Budapest: Global Service Centre and Regional Representation for Central Europe	5,299,648
Ireland	Deployment of standby experts through Irish Aid	502,000
Italy	Prefabricated accommodations for the UNHCR operations for Ukraine Emergency	577,567
Japan	Deployment of standby experts to Switzerland, transportation services and CRIs to Ukraine Emergency	761,636
Kazakhstan	Premises for the UNHCR office in Almaty	43,346
Kuwait	Premises for the UNHCR office in Kuwait City	39,490
Kyrgyzstan	Premises for the UNHCR office in Bishkek	34,784
Luxembourg	Premises for the UNHCR office at the University of Luxembourg	19,296
Mexico	Premises for the UNHCR office in Mexico City	34,570
Monaco	Deployment of personnel through the Volontariat International de Monaco programme	113,522
Morocco	Premises for the UNHCR office in Laayoune and deployment of standby experts for the UNHCR operations in Tunisia and Morocco	156,101
Netherlands	Deployment of standby experts for UNHCR Global Programmes	138,500
Nigeria	Premises for the UNHCR office in Lagos	73,508
Poland	Premises for the UNHCR office in Warsaw	87,000
Republic of Korea	Deployment of standby experts to Bangladesh	73,272
Romania	Premises for the UNHCR office in Bucharest	104,561
Serbia	Premises for the UNHCR office in Belgrade	112,318
Spain	Premises for the UNHCR office in Madrid	387,472
Sweden	Deployment of standby experts to various UNHCR operations and tents for the Ukraine Emergency	3,267,063
Switzerland	Deployment of standby experts to various UNHCR operations, premises for the UNHCR HQ in Geneva and various shelter items for the Ukraine Emergency	7,376,817
UNICEF	Hygiene kits for the UNHCR operations in Chad and the Ukraine Emergency	376,846
United Arab Emirates	Premises for the UNHCR warehouse in Dubai and airlifts of CRIs to Pakistan and Ukraine Emergency	3,198,771
United Kingdom	Deployment of standby experts to various UNHCR operations and CRIs for the Ukraine Emergency and PPE for Chile	2,035,739
WFP	Blankets and family tents for the UNHCR operation in Moldova for Ukraine Emergency	494,211
SUBTOTAL		32,927,272

.../...

.../...

TABLE 13 | IN-KIND CONTRIBUTIONS | 2022

DONOR	DESCRIPTION	USD
		AMOUNT
PRIVATE DONORS		
Airlink Inc	Transportation services for the UNHCR operation in Ukraine	656,800
Arafa (Holding)	Thermal blankets for the UNHCR operation in Egypt	15,000
Autodesk Foundation	Software for UNHCR operations worldwide	1,771,000
Avanti Communications Group plc	Internet services for the UNHCR operation in Uganda	52,394
Baffin	Winter boots for the UNHCR operation in Poland for Ukraine Emergency	33,390
Bauer Hockey Corp	Winter coats for the UNHCR operation in Moldova for Ukraine Emergency	54,510
Bearpaw Shoes	Winter boots for the UNHCR operation in Ukraine	1,449,354
Beaute Prestige International SAS	Hygiene items for the UNHCR operation in Poland for the Ukraine Emergency	82,082
Bett1	Mattresses for the UNHCR operations in the Ukraine Emergency	26,693
Brunello Cucinelli S.p.A.	Children clothing for the UNHCR operation in Niger	40,000
Burberry	Blankets for the UNHCR operation in Poland for the Ukraine Emergency	89,114
Canada Goose	Winter clothing for the UNHCR operations for Ukraine Emergency	209,142
Cargolux	Airlift transportation for the UNHCR operation in Poland for Ukraine Emergency	510,000
Columbia Sportswear Company	Winter clothing for the UNHCR operation in Poland for Ukraine Emergency	81,941
Combe Incorporated	Hand sanitizers for the UNHCR operation in Uganda	2,368,858
Damco Denmark A/S (Maersk)	Warehouse premises for the UNHCR operation in Poland for the Ukraine Emergency	134,957
Danish Refugee Council	Deployment of standby experts to various UNHCR operations	641,500
Essity Aktiebolag	Diapers and sanitary items for the UNHCR operations for Ukraine Emergency	579,578
Fast Retailing (UNIQLO)	Clothing for UNHCR operations worldwide	16,565,192
Fuji Optical Co Limited	Optical equipment for the UNHCR operation in Azerbaijan	173,925
Fujitsu Limited	Laptops for various UNHCR operations for Ukraine Emergency	145,188
H&M Hennes & Mauritz AB	Clothing to various UNHCR operations worldwide	4,231,638
Hanesbrands Inc.	Clothing for the UNHCR operations in South Sudan and Niger	8,357,910
HeiQ Materials AG	Surgical masks for the UNHCR operation in Poland for Ukraine Emergency	241,707
Helping Hand for Relief and Development	Prefabricated accommodations for the UNHCR operation in Jordan	932,000
Hestra	Winter gloves for the UNHCR operation in Ukraine	20,898
Hope Health Action	Plumpy'nut for the UNHCR operation in Uganda	113,270
IKANO	Mattresses for the UNHCR operation in Ukraine	978,300
iMMAP	Deployment of standby experts to various UNHCR operations	933,500
Inditex	Clothing for UNHCR operations worldwide	22,311,840
Ingka (IKEA)	Bedding and house items for various UNHCR operations for Ukraine Emergency	5,446,371
Inter IKEA Systems B.V.	Bedding and house items for various UNHCR operations for Ukraine Emergency	2,740,425
Join Together Society (JTS)	Stoves for the UNHCR operation in Bangladesh	2,190,000
JYSK	Bedding items for the UNHCR operations for Ukraine Emergency	703,658
Kuehne + Nagel International AG	Transportation services and warehouse premises for UNHCR operations for Ukraine Emergency	2,266,527
Landoll S.R.L.	Hygiene items for the UNHCR operation in Montenegro for the Ukraine Emergency	15,979
LEGO Foundation	Warehouse premises for the UNHCR operation in Hungary for the Ukraine Emergency	2,343
Lindex AB	Winter clothing for the UNHCR operation in Ukraine	62,480
Marks & Spencer	Winter clothing for the UNHCR operation in Poland for the Ukraine Emergency	189,098
Moncler S.p.A	Winter coats for the UNHCR operation in Hungary for Ukraine Emergency	14,459
Moran Publishers	School supplies for the UNHCR operation in Kenya	12,503
MSC Foundation	Transportation services and CRIs for UNHCR operations for Ukraine Emergency	2,815,397
Norwegian Refugee Council	Deployment of standby experts to various UNHCR operations	3,233,000
ODDesign	Winter clothing for the UNHCR operation in Poland for Ukraine Emergency	25,191
Palace Skateboards Limited	Clothing for the UNHCR operations in Kenya and Slovakia	311,505
Première Urgence Internationale	Warehouse premises for the UNHCR operation in Moldova for the Ukraine Emergency	33,450


.../...

.../...

TABLE 13 | IN-KIND CONTRIBUTIONS | 2022

DONOR	DESCRIPTION	USD
		AMOUNT
Private donors in France	Solar lamps for the UNHCR operation in Ukraine	2,319,900
ProFuturo	Information technology equipment for the UNHCR operations in Nigeria and Zimbabwe	208,993
Proyecto Salesiano Tijuana A.C.	Premises for the UNHCR office in Tijuana	1,656
Radisson Hotel Group	Dishware sets for the UNHCR operation in Romania for Ukraine Emergency	44,360
RedR	Deployment of standby experts to various UNHCR operations	413,500
Shenzhen Telconn Technology Co., Ltd	Tablets for the UNHCR operation in Morocco	23,000
Signify	Solar lights for various UNHCR operations for Ukraine Emergency	201,375
Solvatten	Water filtration kits for the UNHCR operation in Uganda	393,017
Sony Corporation	Smartphones for the UNHCR operation in Poland for Ukraine Emergency	702,422
Tazweed Business Ventures	Diapers for the UNHCR operation in Jordan	75,234
Uber Technologies, Inc	Transportation services for the UNHCR operations in India, Poland and Ukraine	51,260
Unilever (UK)	Hygiene items for the UNHCR operation in Poland for the Ukraine Emergency	3,801,150
UPS Corporate	Transportation services for the UNHCR operations in Poland and Moldova	380,976
USA for UNHCR	Clothing for UNHCR operations worldwide	34,043,446
Visilab Group SA	Eyeglasses to the UNHCR operation in Bangladesh	12,150
Vodafone Foundation	Computer and solar equipment and connectivity for the UNHCR operations in Africa	1,381,403
Volvo AB	Transportation for the UNHCR operations for Ukraine Emergency	65,863
WOM SA	Information technology equipment for the UNHCR operation in Chile	12,000
SUBTOTAL		127,995,772
TOTAL*		160,923,044

* UNHCR records in-kind contributions based on a fair value determined according to UNHCR official policies. The UNHCR determined value may differ from the donor value.



Unilever among the first to respond

UNHCR first partnered with [Unilever](#), one of the world's largest consumer goods companies, to promote healthy hygiene habits in 2019. In 2022, following the Russian invasion of Ukraine, Unilever became one of the first companies to respond, launching a global employee fundraising campaign, with the company matching all funds raised. In addition to the incredible fundraising efforts of employees, Unilever donated almost 1 million personal hygiene products, including soap, toothbrushes, toothpaste, shampoo and nappies, for distribution to Ukrainian refugees arriving in neighbouring countries.

TABLE 14 | PRIVATE DONORS GIVING OVER \$100,000 IN SUPPORT OF UNHCR | 2022

UNHCR GLOBAL	Arconic Foundation	QVC
Bill & Melinda Gates Foundation	Astellas Global Health Foundation	Ripple
Fast Retailing Co. Ltd (UNIQLO)	Atlassian	Romeo & Juliet
IKEA Foundation	Baxter International Foundation	S&P Global Foundation
INGKA	Binance Charity	Salesforce
Inter IKEA Systems B.V.	Biogen MA Inc.	Samsonite
International Olympic Committee	Cargill	San Manuel Band of Mission Indians
Interogo Holdings AG	Cisco Systems	SAP Foundation
MasterCard International Incorporated	Columbia Sportswear Company	Sephora USA, Inc.
Open Society Foundations	Conrad N. Hilton Foundation	Silicon Valley Community Foundation
Open Society Policy Center	Crurated	Snap, Inc
Vodafone Foundation	Delta Air Lines	Sophos
	Epic Games	Sparc Group
	F5 Networks	Stanley Black & Decker
AFRICA	Flagship Pioneering	Sterling Foundation
KENYA	Gemological Institute of America (GIA)	Stryker
Canaan East Company Limited	Gilead	Supercell
Moran Publishers	Global Giving Foundation	Tapestry Foundation & Coach Foundation
	Google.org	The Baupost Group
	Great Plains Manufacturing Inc.	The Boston Consulting Group, Inc.
THE AMERICAS	Guardian Life Insurance	The Chicago Community Foundation
CANADA	Howard G. Buffett Foundation	The Estee Lauder Companies
Canada Goose	HP Foundation	The Gap, Inc.
Gary Slaight	HubSpot	The Hartford
Giselle Foundation	Intel Foundation	The Pfizer Foundation
Humaniti	Intuit	The Toy Foundation
LifeWorks	Islamic Relief USA	TikTok
Magna International Inc.	Jones Day	TJX Companies Inc.
Mastercard Foundation	KKR - MP Charitable Gift Fund	Tracelink
Muslim Association of Canada	Kuwait-America Foundation	TripActions
Nanji Family Foundation	The Church of Latter-day Saints	Twitter
Nicola Wealth Private Giving Foundation	Liberty Mutual Insurance	U.S. Venture, Inc.
OpenText	LinkedIn Corporation	Ultimate Kronos Group (UKG)
RBC Royal Bank of Canada	LyondellBasell	UNFCU Foundation
Restaurant Brands International	Mars, Incorporated	United Nations Foundation
Russel Metals	Marsh & McLennan Companies	UPS Foundation
Slaight Family Foundation	McKinsey & Co	Van Eck Association
TD Bank Group	Micron Technology, Inc.	Vanguard Group Foundation
TELUS Friendly Future	Microsoft Corporation	Veeam
The Jilly Box	Morgan Stanley	Verizon Foundation
USA / USA FOR UNHCR	Netflix	VF Foundation
Activision Blizzard	Oracle Corporation	Walgreens
ADP	Otis World Headquarters	Western Digital
Advent	PepsiCo	Workday Foundation
Agilent Technologies	Porsche Cars North America, Inc	Workday, Inc.
Apple	Public Good Software, Inc.	Xbox

.../...

.../...

TABLE 14 | PRIVATE DONORS GIVING OVER \$100,000 IN SUPPORT OF UNHCR | 2022

ASIA AND THE PACIFIC	Fuji Electric Co., Ltd	NTT DATA Corporation
CHINA / HONG KONG SAR	Fuji Optical Co Limited	Okawura Corporation
Beijing Infinity JV Construction Design & Engineering Co., Ltd	Fujifilm Holdings Corporation	Onodera Group Co., Ltd
Lam Kin Chung Morning Sun Charity Fund	Fujitsu General Limited	ORIX Corporation
Mr Cheng Hsu Shih and Mrs Cheng Kwee Moei Hong Mary	Hamamatsu Photonics K.K.	Palsystem Consumers' Co-operative Union
New Sunshine Charity Foundation	Inamori Foundation	Renesas Electronics Corporation
Shenzhen Telconn Technology Co., Ltd	Isuzu Motors Limited	Ryobi Holdings Co.,Ltd
Shih Wing Ching Foundation	Japan Exchange Group	Screen Holdings Co., Ltd
Sunshine forever Limited	Japanese Trade Union Confederation	Sega Sammy Holdings Inc.
Transsion Holdings	JSR Corporation	Seiko Epson Corporation
Xiaomi Foundation	JTEKT Corporation	Seiko Group Corporation
JAPAN / JAPAN FOR UNHCR	Kao Corporation	Shiseido Company, Limited
Fuji Optical Co Limited	KDDI Corporation	Sokka Gakkai
Fast Retailing Co., Ltd	Kioxia Corporation	Sony Group Corporation
AGC Inc.	Koei Tecmo Holdings Co., Ltd	Square Enix Holdings Co., Ltd
Aisin Corporation	Konami Group Corporation	Sumitomo Corporation
Brother Industries, Ltd	Kubota Corporation	Suzuki Motor Corporation
CAINZ Corporation	Mazda Motor Corporation	The Bank of Tokyo-Mitsubishi UFJ
Canon	Medicom Toy Corporation	Think The DAY
Capcom Co., Ltd	Milbon Co., Ltd	Tokyo Electron Limited
Casio Computer Co., Ltd	Mitsubishi Chemical Group Corporation	Toppan Inc.
Choushimaru Co., Ltd	Mitsubishi Electronics Corporation	Toshiba Corporation
Citizen Watch Co., Ltd	Mitsubishi HC Capital Inc.	Toyota
Customers of Seven & I Holdings Co., Ltd	MS&AD Insurance Group Holdings, Inc.	Toyota Auto Body Co., Ltd
Daiwa House Industry Co., Ltd	Nihon Kohden Corporation	Toyota Tsusho Corporation
Dentsu Corporate One Inc.	Nintendo Co., Ltd	Unicharm Corporation
DIC Corporation	Nippon Telegraph And Telephone Corporation	Yamaha Corporation
Federation of All Toyota Workers' Unions	Nippon Yusen Kaisha	Yamato Kogyo Co., Ltd
	Nitto Denko Corporation	Yonex Co., Ltd
	Nomura Research Institute, Ltd	

.../...

.../...

TABLE 14 | PRIVATE DONORS GIVING OVER \$100,000 IN SUPPORT OF UNHCR | 2022

SINGAPORE	XL-BYG a.m.b.a.	Giorgio Armani S.p.A.
Arab Network @Singapore	FINLAND	Giuliana Lagetto
OUE Ltd	Föreningen Konstsamfundet r.f.	Golden Goose S.p.A.
Stephen Riady Foundation	Premico Caesar Asset Management Oy	GS1 Italy
THAILAND	Small Giant Games	Guccio Gucci S.p.A.
Leading Women Fund Thailand	Supercell Oy	Interco S.p.A.
Mr. Wanchai Tachavejnukul	FRANCE	Intesa Sanpaolo
	Fondation L'Oréal	Istituto Buddista Italiano Soka Gakkai
	GERMANY / UNO-FLÜCHTLINGSHILFE	Luxottica Group S.p.A.
	AmazonSmile DE	Marcello Cangini
	Audi	Max Mara Fashion Group S.r.l.
	BASF SE	Moncler S.p.A.
	Bett1 GmbH	Nando and Elsa Peretti Foundation
	Deutsche Postcode Lotterie	Nexi S.p.A.
	Porsche	Only The Brave Foundation Onlus
	Volkswagen Group	Pirelli & C. S.p.A.
	ICELAND	Prada S.p.A
	CCP Games	Roberta Armani
	ITALY	Salvatore Ferragamo S.p.A.
	Enel Cuore Onlus	Silvana Massari
	Adecco Italia	UniCredit Foundation
	Amplifon S.p.A.	Universita' Commerciale Luigi Bocconi
	Assicurazioni Generali S.p.A.	Valentino S.p.A.
	Automobili Lamborghini	LUXEMBOURG
	Autostrade per l'Italia S.p.A.	Cargolux
	Banca D'Italia	Fondation de Luxembourg
	Barilla S.p.A.	NETHERLANDS
	Bolton Hope Foundation	Adyen
	Bottega Veneta	Atradius Crédito y Caución S.A. de Seguros y Reaseguros
	Calzedonia S.p.A	Booking Holdings Inc.
	Cassa Depositi e Prestiti S.p.A.	Clean Cycle Investments
	Chiesi Farmaceutici S.p.A.	Dutch Postcode Lottery (Nationale Postcode Loterij)
	Coop Italia	Flow Traders Foundation
	De' Longhi Appliances S.r.l.	IMC Charitable Foundation
	Dolce & Gabbana	Just Eat Takeaway.com
	Donatella Versace	LONGI
	Ermenegildo Zegna N.V.	Parcom Capital Management B.V.
	Fater S.p.A.	Stichting Benevolentia
	Fondazione Alimenta	Weyland-Yutani
	Fondazione Deloitte	
	Fondazione Mediolanum Onlus	
	Fondazione Pesenti	
	Fondo di Beneficenza di Intesa Sanpaolo	
	Furla S.p.A.	

.../...

© UNHCR/Maria von Ferner



Inspiring commitment by the IKEA Foundation to support people displaced by the Ukraine situation

Outside its normal grantmaking, IKEA Foundation donated €20 million to the Ukraine Situation early in the emergency and inspired others to join efforts to provide emergency relief. Thanks to this contribution, UNHCR was able to provide life-saving support and cash assistance to people displaced within Ukraine and the bordering countries.

.../...

TABLE 14 | PRIVATE DONORS GIVING OVER \$100,000 IN SUPPORT OF UNHCR | 2022

NORWAY	Bravida Holding AB	Skanska AB
B2Holding ASA	Byggfakta Group Nordic	Södra Skogsägarna Ekonomisk Förening
SPAIN / ESPAÑA CON ACNUR	Castellum AB	SSAB AB
Adyen N.V. Sucursal En España	Christina Hamrin	Stichting af Jochnick Foundation
Aena	Cibus Nordic Real Estate AB	Stiftelsen Einar Belvén
Banco Santander S.A.	Collector Bank	Stora Enso AB
Barça Foundation	Coor Service Management	Sven Hagströmer
BBVA	E. Öhman J:or AB	Svenska Hockeyligan AB
CIE Automotive S.A.	Epiroc AB	Swedish Postcode Lottery
Fundación Privada Nous Cims	EQT Foundation	The Schörling Foundation
Fundación Real Madrid	Ericsson AB	TomEnterprise AB
Hennes & Mauritz SL (H&M ESP)	Essity Aktiebolag	Triton Advisers (Sweden) AB
Industria de Diseño Textil S.A. (Inditex)	Färna Invest	Vida AB
"la Caixa" Foundation	Fastpartner AB	Volati AB
Laboratorios Viñas	Fortnox Aktiebolag	Wallenstam AB
María Entrecanales Franco	Fredrik Hjälml	SWITZERLAND / SWITZERLAND FOR UNHCR
Probitas Foundation	Gudrun Sjödén Design & Produktion AB	Ferring International Center S.A.
ProFuturo	Gustav Eriksson	Fondation Didier et Martine Primat
Puig Foundation	H & M Hennes & Mauritz GBC AB	Fondation Philanthropique Famille Sandoz
Santander Asset Management	Hexagon AB	Gaden Phodrang Foundation of the Dalai Lama
Victoria Gomez-Trenor Verges	Indutrade Aktiebolag	Helsinn Healthcare SA
SWEDEN / SWEDEN FOR UNHCR	Intrum AB	Krüger Foundation
AAK AB	JCE Group Aktiebolag	Liebherr International AG
AB Lindex	Kinnevik AB	Lombard Odier Darier Hentsch & Cie
AB Persson Invest	L E Lundbergföretagen AB	M3 Hospitality Management S.A.
Acne Studios AB	Lagercrantz Group Aktiebolag	Üsine Foundation
Advokatfirman Cederquist Kommanditbolag	Lindab AB	Z Zurich Foundation
Akelius Foundation	Lindénggruppen Aktiebolag	UNITED KINGDOM / UK FOR UNHCR
Aktiebolaget Volvo	Madeleine Olsson Eriksson	Accenture
Altor Equity Partners AB	Magnus M. Lind	Arm
Anders Bodin Fastigheter AB	Mannheimer Swartling Advokatbyrå AB	Arnold Clark
Architector Fastigheter AB	NCAB Group AB	Bain & Company
Atlas Copco AB	Nexer AB	Baker McKenzie
Autoliv AB	NIBE Industrier AB	Band Aid Charitable Trust
Avalanche Studios Group	Nordnet Bank AB	Capital Group
Avensia AB	Orusthålsan Aktiebolag	checkout.com
Axel Johnson Aktiebolag	Peab AB	Christie Manson & Woods Ltd
Axfood AB	Pomona-gruppen AB	Deloitte Global
BabyBjörn AB	Ragn-Sells	DLA Piper LLP
BHG Group	Roschier Advokatbyrå AB	EON Productions Ltd
BillerudKorsnäs AB	Rotary Districts in Sweden and Finland through Rotary Helps Foundation in Sweden	Experian PLC
Bilmånsson i Skåne AB	Rottneros AB	Facepunch Studios
Björinger Charitable Foundation	Rusta AB	Farfetch
Bontouch AB	Samhällsbyggnadsbolaget i Norden AB	Fondation CHANEL
BorgWarner AB	Securitas AB	Hikma Pharmaceuticals
	SIBA Invest Aktiebolag	Inchcape

.../...

.../...

TABLE 14 | PRIVATE DONORS GIVING OVER \$100,000 IN SUPPORT OF UNHCR | 2022

Just Eat Takeaway.com	MIDDLE EAST AND NORTH AFRICA	Sheikh Thani Bin Abdullah Bin Thani Al-Thani Humanitarian Fund
Kellogg's	EGYPT	UNITED ARAB EMIRATES
Marks & Spencer	Sawiris Foundation for Social Development (SFSD)	Accenture Foundation
Masonic Charitable Foundation	KUWAIT	Careem Networks
Micropathology Ltd	Agility Logistics	Dubai Duty Free
National Grid	AI Salam Charity Society	The Big Heart Foundation
Next Retail Limited	Global Charity Association for Development (Tanmeia Foundation)	The Mohammed bin Rashid Al Maktoum Global Initiatives
Saïd Foundation	International Islamic Charitable Organization	
Space Ape	Kuwait Humanitarian Relief Society	
Squarepoint Foundation	Sheikh Abdullah Al Nouri Charity Society	
Suzuki	Social Reform Society	
Swarovski Foundation	Tazweed Business Ventures	
The ALBORADA Trust	The Kuwait Red Crescent Society	
The Caring Family Foundation	Zain Telecommunications Group	
The Cure	Zakat House	
The Howat Foundation	QATAR	
Trailmix Ltd	Qatar Charity	
Unilever	Sheikh Eid Bin Mohammad Al Thani Charitable Foundation	
Virgin Atlantic Foundation		
Viridor Ltd		
Wise		
WPP PLC		
XTX Markets		

© UNHCR/Edupia Gharian



Virgin Atlantic Foundation – shared values supporting education and enterprise

UK for UNHCR, the dedicated international partner for Virgin Atlantic Foundation's Passport to Change programme, works to improve [access to education for refugees in Delhi](#). Since September 2021, this has enabled UNHCR to support thousands of Afghan refugee children in Delhi with their educational needs. Beyond financial support, Virgin Atlantic is also working with UNHCR's social enterprise brand, [MADE51](#), which helps refugee artisans sell their crafts globally. MADE51 products are stocked onboard and online, and refugees are empowered to harness their talents and prosper.

East and Horn of Africa and the Great Lakes

In Ethiopia's Buramino and Hilaweyn camps, refugees and host community members work side by side in an agricultural project supported by the IKEA Foundation.

© UNHCR/Petterik Wiggers

By the end of 2022, the region hosted 4.9 million refugees and asylum-seekers and 10.7 million internally displaced people (IDPs). The East and Horn of Africa endured another year of the severe drought that began in 2019, drying up water sources and destroying livelihoods, while the global economic crisis inflated prices of food and fuel. A mix of conflict and climate shocks triggered new displacement, both internal and across international borders.

Ethiopia, Somalia, South Sudan and the Sudan are priority countries for the Secretary-General's [Special Adviser on Solutions to Internal Displacement](#). In these countries, UNHCR worked on implementing the [Secretary-General's Action Agenda on Internal Displacement](#), where durable solutions and data are the main priorities. UNHCR leads clusters on Protection, Camp Coordination and Camp Management, and Shelter/ Non-Food Items, and helped address internal displacement through community-based protection responses. However, limited funding hampered these efforts.

UNHCR invested in strengthening the prevention and response to gender-based violence, child protection, case management procedures and referral pathways for both IDPs and refugees. It advocated for the inclusion of refugees in national services, especially in protracted situations. UNHCR endeavoured to ensure mainstreaming of services to national systems at the onset of emergencies, in particular in northern Ethiopia, for Congolese refugees arriving in Uganda, and people affected by the drought in Kenya and Somalia. UNHCR increased staffing and training in northern Ethiopia and Somalia to bolster the capacity for responding to gender-based violence in the drought response. It also undertook technical support missions and in-person and remote training on protection from sexual exploitation and abuse and accountability to affected people. In partnership with Governments and NGOs, UNHCR prioritized protection monitoring and life-saving assistance: nutrition, health, food, WASH, emergency shelter and core relief items.

In 2022, almost 1.2 million individuals, or 332,000 households, received cash grants

totalling \$31 million, mostly via banks and mobile transactions. 86% of recipients were refugees, 9% were internally displaced and 5% were returnees. Most operations used [CashAssist](#), a UNHCR cash management system for better tracking of financial and bank transfers that allows for transparency and easier reconciliation of accounts.


Progress was made on solutions, with nearly 25,500 refugees, mostly Burundians, assisted to return to their countries of origin. 151,300 refugees spontaneously returned to South Sudan, where UNHCR invested in "[pockets of hope](#)" to support sustainable returns through area-based programming. UNHCR submitted more than 30,100 individuals for resettlement to 13 countries offering resettlement places. In the same year, 13,300 departed, mainly for the United States of America.

In December 2022, Kenya announced the decision to recognize people of Pemba descent as Kenyan citizens, resolving a long-term problem of statelessness affecting a community that is estimated at 7,000, but may be much larger. UNHCR and its partners supported efforts by the community to collect updated data on its members living in Kenya, along the coastal region. UNHCR will support the Ministry of Interior to translate the decision

into action and assist with the provision of legal documentation. UNHCR will also continue engaging with the Government on how to address other statelessness situations in Kenya, including stateless persons of Burundian and Rwandan descent.

Host Governments and others made progress in the follow-up and implementation of pledges made at the 2019 Global Refugee Forum, 41% of which were potentially relevant to countries in the region. A total of 133 pledges were announced by entities from the region, and half of them reported progress or having fulfilled their pledges by the end of 2022.

UNHCR engaged with regional institutions on the objectives of the Global Compact on Refugees, supporting the development of the East African Community's Regional Refugee Management Policy and activities under the IGAD [Support Platform](#) and its Nairobi Process. UNHCR and the European Commission's Directorate-General for International Partnerships also developed a regional programme to support the IGAD-UNHCR 2023-2030 Solutions Initiative for the Sudan and South Sudan. This regional programme will assist UNHCR in collecting quality data and evidence, building partnerships, and pursuing solutions together with displacement-affected communities.



The Vos family make an impact

Since 2020, the Vos family and their company CTP have been one of UNHCR's most generous donors in Europe. They have made a significant impact in the lives of the people UNHCR serves, enabling thousands of refugee children to go to and to stay in school in Uganda and [enabling 70 young talented refugee students](#) to study at university through the DAFI programme. The family have also shown their generous support during emergencies, including a remarkable [€10 million donation by CTP](#) for UNHCR's Ukraine response.

POPULATION AND FUNDING OVERVIEW

Forcibly displaced and stateless population

18.5 million people | 2022

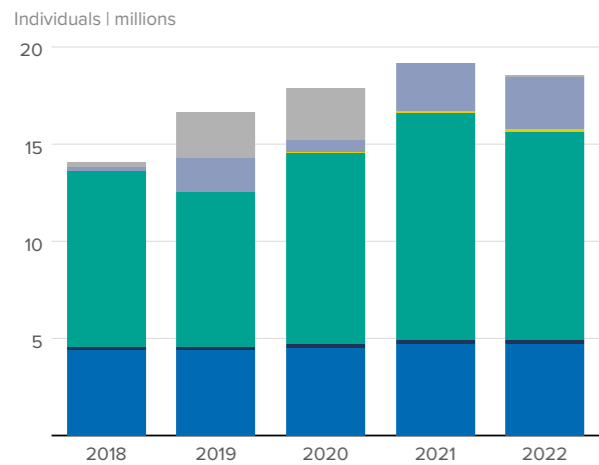


Regional funding and earmarking

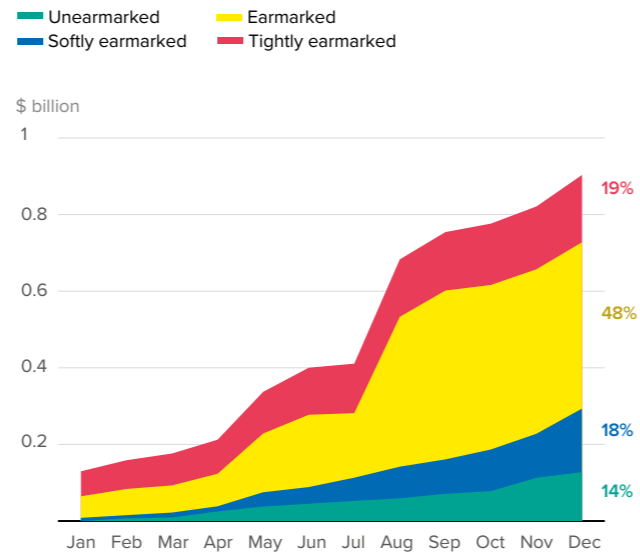
\$903.5 million funds available | 2022



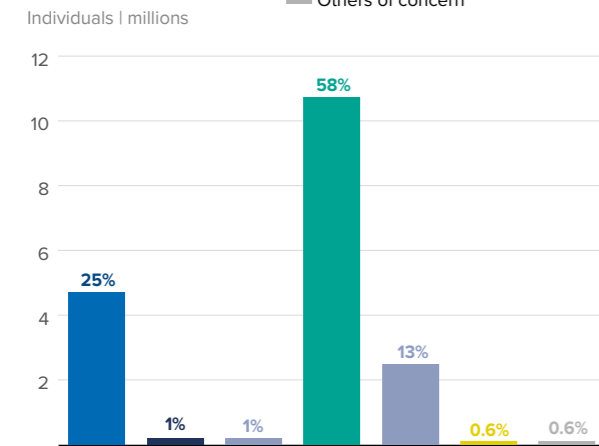

Displacement trend | 2018-2022



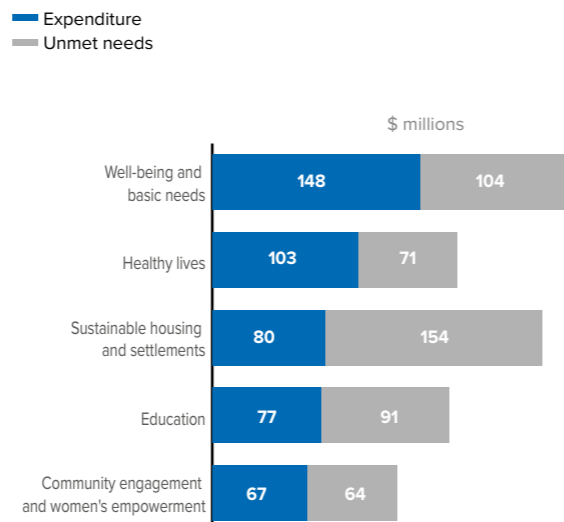
Monthly evolution of funding | 2022



Breakdown by population type in 2022

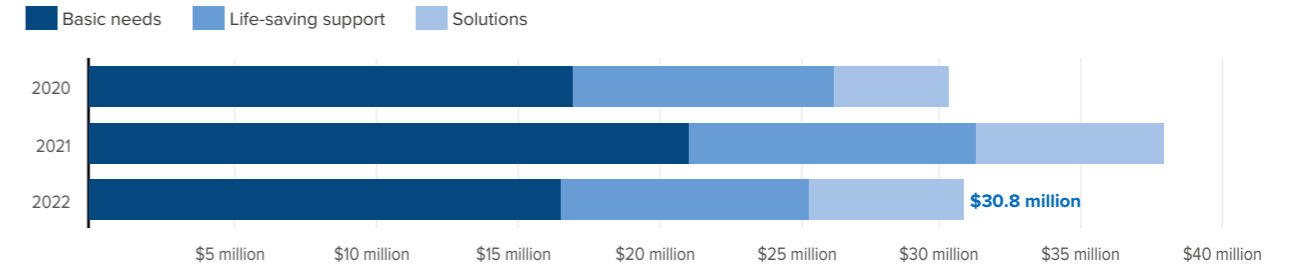


Top five areas of expenditure in 2022



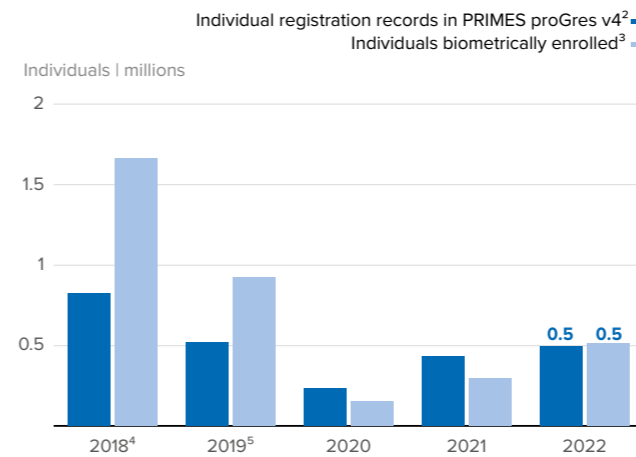
TRENDS IN RESPONSE

Cash assistance by sector | 2020-2022¹

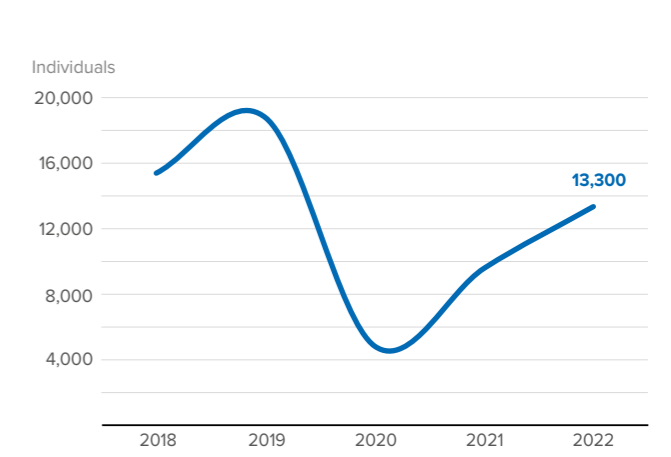


¹ Disaggregated cash data for the three African regions is available from 2020.

New individual registration records | 2018-2022



Resettlement departures | 2018-2022



² Including all forcibly displaced and stateless people registered in 2022 as "active", "hold", "inactive", or "closed".

³ The expansion of BIMS in some regions led to an increase in individuals enrolled.

^{4&5} The difference between individuals biometrically enrolled and individuals registered in PRIMES proGres v4 is due to imported data - stock data and flow data respectively.

MULTISECTORAL MONITORING RESULTS

Protection

7.1 million forcibly displaced and stateless people accessed protection services
• 2021 result: 3.4 million

3.3 million forcibly displaced and stateless children accessed protection services

Basic needs

1.2 million forcibly displaced and stateless people received cash assistance
• 2021 result: 1.0 million

Accountability to affected populations

64% of countries had a multi-channel feedback and response system that was designed based on consultations with forcibly displaced and stateless people

Nutrition

88,900 children 6-59 months admitted for treatment of moderate acute malnutrition (MAM)

46,900 children 6-59 months admitted for treatment of severe acute malnutrition (SAM)

Health

4.8 million forcibly displaced and stateless people received essential healthcare services
• 2021 result: 5.62 million

477,700 women and girls received sexual and reproductive health services (ante- or post-natal care, delivery, contraceptive or gender-based violence clinical services)
• 2021 result: 741,500

117,900 forcibly displaced and stateless people received mental health and psychosocial support services

For more detailed information on UNHCR's response please visit [Global Focus](#)

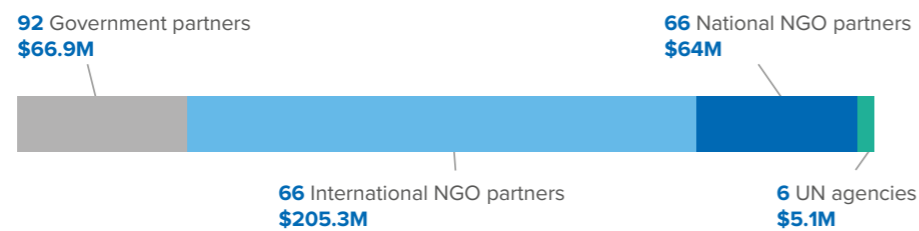
BUDGET AND EXPENDITURE IN THE EAST AND HORN OF AFRICA AND THE GREAT LAKES | USD

OPERATION		IA1	IA2	IA3	IA4	TOTAL	% OF REGIONAL TOTAL	% OF EXP VS BUDGET
		PROTECT	RESPOND	EMPOWER	SOLVE			
		Attaining Favourable Protection Environments	Realizing Basic Rights in Safe Environments	Empowering Communities and Achieving Gender Equality	Securing Solutions			
Regional Bureau for the East and Horn of Africa and the Great Lakes ¹	Budget	6,036,140	4,248,688	5,662,403	3,658,461	19,605,692	1%	
	Expenditure	5,092,758	4,387,548	5,821,945	4,238,735	19,540,986	2%	100%
Regional activities for the East and Horn of Africa and the Great Lakes ¹	Budget	1,255,118	3,558,983	884,231	651,338	6,349,670	0%	
	Expenditure	512,910	1,282,277	326,398	209,827	2,331,412	0%	37%
SUBTOTAL	Budget	7,291,258	7,807,671	6,546,634	4,309,799	25,955,362	1%	
	Expenditure	5,605,667	5,669,825	6,148,343	4,448,562	21,872,397	2%	84%
Other operations in Africa ¹	Budget	2,526,765	-	-	-	2,526,765	0%	
	Expenditure	2,012,395	2,239	570	366	2,015,570	0%	80%
Burundi	Budget	6,182,497	46,030,051	18,532,916	9,793,672	80,539,137	4%	
	Expenditure	2,365,540	17,568,962	8,255,055	4,204,978	32,394,535	3%	40%
Djibouti	Budget	6,079,163	5,582,558	4,681,953	1,898,623	18,242,296	1%	
	Expenditure	3,867,972	7,218,906	2,652,842	379,051	14,118,771	1%	77%
Eritrea	Budget	280,856	702,112	243,861	4,984,912	6,211,742	0%	
	Expenditure	187,460	388,081	155,153	322,250	1,052,944	0%	17%
Ethiopia	Budget	103,344,923	209,766,996	10,403,593	11,749,294	335,264,806	18%	
	Expenditure	40,846,724	115,225,964	17,158,705	3,970,923	177,202,317	19%	53%
Kenya	Budget	17,592,223	64,591,967	26,408,328	36,927,400	145,519,917	8%	
	Expenditure	14,016,202	43,511,917	13,136,240	13,722,621	84,386,980	9%	58%
Rwanda	Budget	8,590,877	48,264,227	19,552,593	10,378,368	86,786,066	5%	
	Expenditure	5,845,611	20,242,028	8,400,467	5,891,120	40,379,226	4%	47%
Somalia	Budget	29,973,599	90,353,274	21,720,462	15,694,795	157,742,129	8%	
	Expenditure	15,250,254	25,294,095	7,561,591	5,845,179	53,951,119	6%	34%
South Sudan	Budget	61,851,532	99,638,475	29,170,774	24,553,381	215,214,162	11%	
	Expenditure	48,008,521	50,117,182	16,645,274	11,673,990	126,444,967	13%	59%
Sudan	Budget	86,600,999	161,142,893	25,027,915	75,488,553	348,260,359	19%	
	Expenditure	49,440,477	69,163,739	16,115,305	23,978,764	158,698,286	17%	46%
Uganda	Budget	100,838,020	135,926,534	99,128,444	7,500,001	343,392,999	18%	
	Expenditure	68,951,482	74,183,947	41,894,015	3,923,573	188,953,017	20%	55%
United Republic of Tanzania	Budget	41,486,726	61,871,980	-	11,171,141	114,529,847	6%	
	Expenditure	15,961,128	24,150,861	-	5,823,258	45,935,247	5%	40%
TOTAL	Budget	472,639,438	931,678,737	261,417,474	214,449,939	1,880,185,588	100%	
	Expenditure	272,359,433	452,737,747	138,123,561	84,184,635	947,405,376	100%	50%

¹Regional Bureau, Regional activities and Other operations in Africa cover the whole of the East and Horn of Africa and the Great Lakes region.

EXPENDITURE VIA PARTNERS | 2022

\$341.3 million spent via **230** partners in the East and Horn of Africa and the Great Lakes



Ariella Nitegeka, a Congolese refugee mother of six who lives in Kenya's Kakuma refugee camp, works on making sustainable stoves. "I have worked with colleagues from other nationalities, including locals, for six years, and we have all become family," she says.

VOLUNTARY CONTRIBUTIONS TO THE EAST AND HORN OF AFRICA AND THE GREAT LAKES | USD

DONOR	Unearmarked	Softly earmarked	Earmarked	Tightly earmarked	TOTAL
United States of America		59,900,000	400,617,911	875,165	461,393,076
Germany		56,961,066		1,382,759	58,343,825
European Union				34,453,550	34,453,550
España con ACNUR (National partner in Spain)		2,018,332	244,328	21,420,299	23,682,958
Denmark		20,470,829	710,504	2,235,621	23,416,954
Netherlands			4,847,790	18,016,112	22,863,902
Central Emergency Response Fund				16,769,956	16,769,956
Japan		656,599	6,000,000	8,953,738	15,610,337
Canada		5,494,505	6,711,146	484,646	12,690,298
USA for UNHCR		65,679	13,441	11,559,509	11,638,628
Sweden			11,118,170		11,118,170
UNO-Flüchtlingshilfe (National partner in Germany)		5,829,146	1,879,393	465,166	8,173,705
United Kingdom of Great Britain and Northern Ireland				6,200,944	6,200,944
Republic of Korea			3,322,754	2,400,667	5,723,421
Italy				5,504,795	5,504,795
Qatar				5,164,251	5,164,251
United Arab Emirates				5,000,000	5,000,000
Switzerland			4,605,937	113,032	4,718,969
Ireland			1,028,807	3,415,043	4,443,850
Finland		4,264,392			4,264,392
Private donors in Netherlands		182		3,642,418	3,642,601
United Nations Peacebuilding Fund				3,209,835	3,209,835
Country-based pooled funds				3,200,000	3,200,000
Sweden for UNHCR		218,592	194,485	2,493,713	2,906,789
Education Cannot Wait				2,702,543	2,702,543
France			2,065,217		2,065,217
Australia for UNHCR		1,627,809	177,214	100,000	1,905,023
Belgium				1,865,672	1,865,672
Private donors in Denmark		50,645		1,783,881	1,834,527
Private donors in Japan				1,811,773	1,811,773
Spain			36,152	1,508,019	1,544,170
Private donors in Czechia				1,437,514	1,437,514
Austria			1,028,807	266,250	1,295,057
Norway			1,036,377	239,146	1,275,522
Luxembourg			1,265,774		1,265,774
UK for UNHCR		63,723	75,812	999,704	1,139,240
African Development Bank Group				1,106,611	1,106,611
Private donors in the United Arab Emirates		25,466		1,071,088	1,096,554
Private donors in Canada		303,771	423	699,286	1,003,480
Private donors in Qatar		1,432		995,170	996,602
UNAIDS			915	947,166	948,081
Kuwait			292,700	585,400	878,100
South Sudan MPTF for Reconciliation, Stabilization, Resilience				797,322	797,322

.../...

.../...

VOLUNTARY CONTRIBUTIONS TO THE EAST AND HORN OF AFRICA AND THE GREAT LAKES | USD

DONOR	Unearmarked	Softly earmarked	Earmarked	Tightly earmarked	TOTAL
Private donors in the United States of America				793,789	793,789
UNICEF				663,239	663,239
Spotlight Initiative to eliminate violence against women and girls				595,711	595,711
Private donors in Italy		98,241	676	480,868	579,785
Intergovernmental Authority on Development			203,324	351,792	555,116
Switzerland for UNHCR		1,427		431,034	432,462
Private donors in Switzerland		35,992	5,334	329,954	371,279
Private donors in China		276,542			276,542
Iceland			226,074		226,074
Japan for UNHCR		33,716	11,063	161,920	206,700
Private donors in the Republic of Korea		7,848	127,006	6,357	141,211
United Nations Integrated Transition Assistance Mission in Sudan				76,101	76,101
Estonia				53,305	53,305
Start-up Fund for Safe, Orderly and Regular Migration				38,000	38,000
Miscellaneous private donors		303,216	16,800	23,660	343,676
SUBTOTAL^{1,2}		158,709,150	447,864,332	179,883,495	786,456,977
Indicative allocations of flexible funding and adjustments ³	127,737,438	6,998,117	-13,906,284	-3,748,804	117,080,467
TOTAL FUNDS AVAILABLE	127,737,438	165,707,267	433,958,048	176,134,691	903,537,444

¹ Contributions include 6.5% indirect support costs.² Includes contributions earmarked to the Ethiopia Emergency and South Sudan situation.³ Indicative allocations of funds and adjustments includes funds that UNHCR allocated to the region from unearmarked and softly earmarked funding as well as adjustments related to indirect support costs and carry-over.



Southern Africa

A refugee women's collective in Lesotho grows oyster mushrooms and sells them at local markets. Refugees are rebuilding their lives with support from UNHCR's livelihoods projects in Lesotho.

© UNHCR/Laura Padoan

As of December 2022, southern Africa hosted 9.1 million forcibly displaced people and returnees, of whom 6.6 million were internally displaced (IDPs) by conflict, and nearly 1 million were refugees and asylum-seekers, and 1.5 million were IDP returnees. In addition, there were 398,000 people who were displaced internally by natural disasters and due to the impacts of climate change. Forced displacement in the region was mainly triggered by insecurity in the Democratic Republic of the Congo (DRC) and Mozambique, southern Africa's most severe humanitarian crises. The region is also home to protracted refugee situations in Botswana, Malawi, Namibia, Zambia and Zimbabwe.

The operational context was plagued by socioeconomic inequalities, conflict and food insecurity, all aggravated by COVID-19, the effects of the war in Ukraine, the climate emergency and funding shortfalls. Gender-based violence and asylum backlogs were significant concerns in 2022, and the region also struggled with measles, Ebola, cholera, malaria and monkeypox. Moreover, countries were impacted by devastating tropical

storms and cyclones, and prolonged droughts and floods continued to affect livelihoods. As a consequence, humanitarian needs increased, as did mixed movements of migrants and asylum-seekers.

To protect the asylum space and ensure the integration and inclusion of displaced people in national systems, UNHCR collaborated with stakeholders on capacity development and on the implementation of pledges made at the Global Refugee Forum and at the [High-Level Segment on Statelessness](#) in 2019. In 2022, Governments and UNHCR succeeded in reducing the regional backlog of asylum claims by 7%. Additionally, the asylum and [statelessness action plans](#) established with the Southern Africa Development Community (SADC) were endorsed by Member States in June 2022 and contributed to improving decision-making through the training of relevant personnel. However, the implementation of pledges was delayed, and by the end of the year only 14% of the 146 pledges had been completed, while 73% were in progress and 13% were at the planning stage.

Amidst the insecurity in the DRC and Mozambique, UNHCR and partners continued to deliver life-saving assistance to displaced populations. In particular, in alignment with the [2022 DRC Regional Refugee Response Plan](#), 71 partners worked together to respond to the needs of refugees from the DRC in Angola, Burundi, the Republic of the Congo, Rwanda, Uganda, the United Republic of Tanzania and Zambia.

UNHCR also strengthened its emergency preparedness and response and implemented innovative projects to reduce the impact of climate change and to improve its own environmental footprint. UNHCR invested in reforestation, clean cooking, solar energy and projects to help make shelters more resilient, including in Mozambique in response to the devastating cyclone Gombe. Furthermore, UNHCR developed a regional climate action plan to guide future operational work and ensure that climate-resilience activities are anchored in an inclusive, human rights-based approach. UNHCR is assisting SADC in the development of a disaster displacement framework.

In 2022, UNHCR continued to support the implementation of activities to enhance refugees' self-reliance. UNHCR and partners supported 76,600 refugee children (48% girls) to access education in southern Africa. Moreover, 396 scholarships were awarded to refugee scholars through the DAFI programme. A three-year project was launched in Mozambique to improve the socioeconomic situation of some 4,000 displaced people and host community members; in Zimbabwe, the Government made an additional 100 hectares available for agricultural activities; and in Zambia, 430 farmers were included in the input support programme for agricultural activities.

Finally, UNHCR supported the voluntary repatriation of 21,100 people in the region in 2022, primarily to Burundi and the Central African Republic from the DRC, and to the DRC from Angola, South Africa and Zambia, an increase of 26.5% compared to 2021. UNHCR also submitted 6,839 people for resettlement and supported over 3,000 individuals to depart to third countries.

© UNHCR/Laura Padoan



The Open Society Foundation for South Africa promotes inclusion

[The Open Society Foundation for South Africa](#) donated almost \$130,000 towards outreach and legal services in South Africa to promote and support the inclusion of forcibly displaced and stateless people in national services, including South Africa's COVID-19 vaccination drive.

POPULATION AND FUNDING OVERVIEW

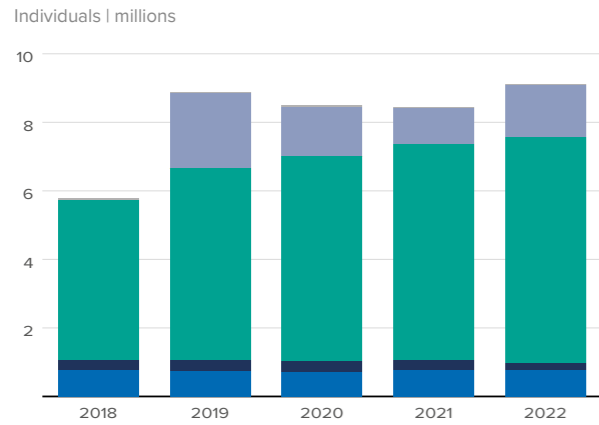
Forcibly displaced and stateless population

9.1 million individuals | 2022



Displacement trend | 2018-2022

Refugees, Asylum-seekers, IDPs, Refugee and IDP returnees, Others of concern



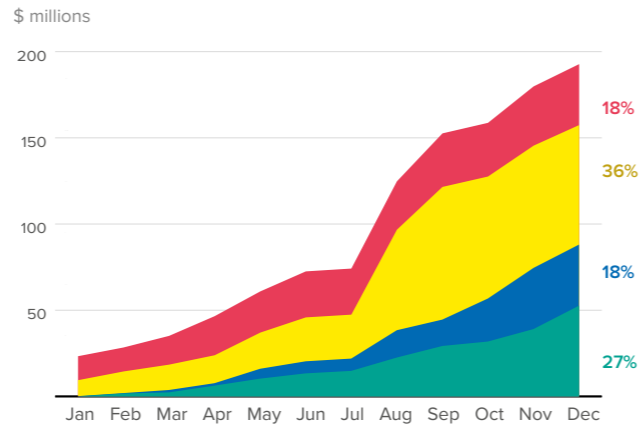
Regional funding and earmarking

\$192.8 million funds available | 2022



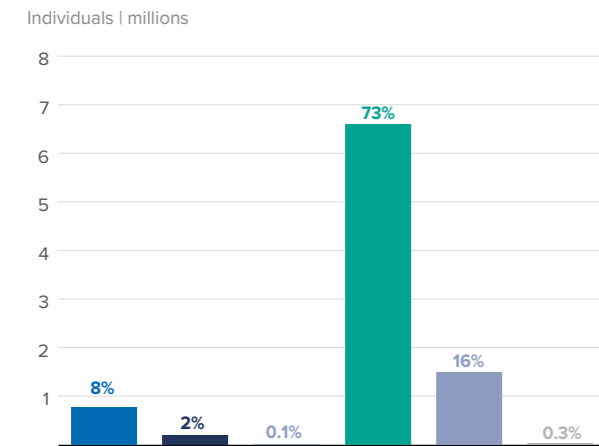
Monthly evolution of funding | 2022

Unearmarked, Earmarked, Softly earmarked, Tightly earmarked



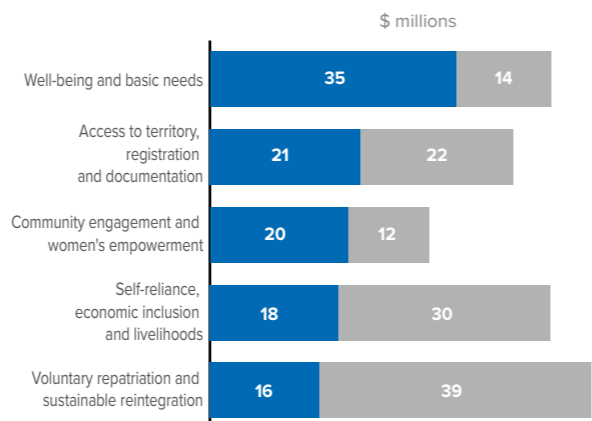
Breakdown by population type in 2022

Refugees, Asylum-seekers, Refugee returnees, IDPs, IDP returnees, Others of concern



Top five areas of expenditure in 2022

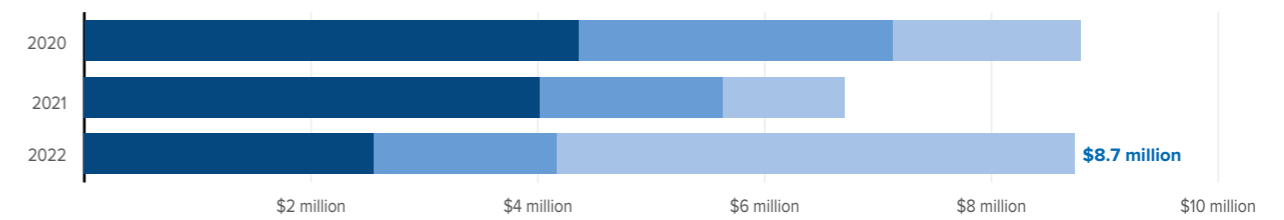
Expenditure, Unmet needs



TRENDS IN RESPONSE

Cash assistance by sector | 2020-2022¹

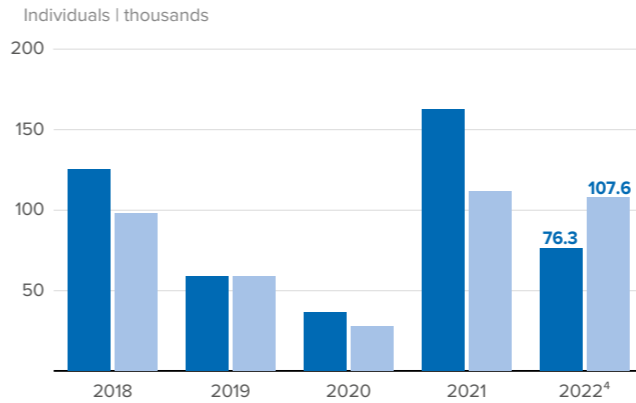
Basic needs, Life-saving support, Solutions



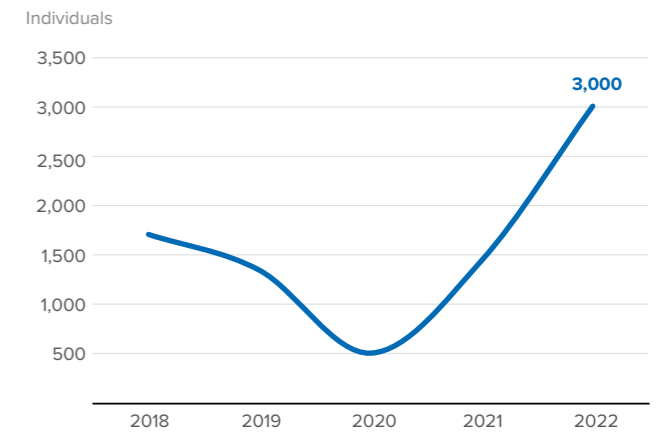
¹ Disaggregated cash data for the three African regions is available from 2020.

New individual registration records | 2018-2022

Individual registration records in PRIMES proGres v4², Individuals biometrically enrolled³



Resettlement departures | 2018-2022



² Including all forcibly displaced and stateless people registered in 2022 as "active", "hold", "inactive", or "closed".

³ The expansion of BIMS in some regions led to an increase in individuals enrolled.

⁴ In 2022, verification of previous registrations in the Democratic Republic of the Congo, Mozambique and Zambia added a large number of biometric registrations.

MULTISECTORAL MONITORING RESULTS

Protection 	1.9 million forcibly displaced and stateless people accessed protection services • 2021 result: 1.6 million	935,900 forcibly displaced and stateless children accessed protection services
Basic needs 	55,400 forcibly displaced and stateless people received cash assistance • 2021 result: 222,000	Accountability to affected populations
Nutrition 	4,900 children 6-59 months admitted for treatment of moderate acute malnutrition (MAM)	3,000 children 6-59 months admitted for treatment of severe acute malnutrition (SAM)
Health 	506,400 forcibly displaced and stateless people received essential healthcare services • 2021 result: 516,300	62,000 women and girls received sexual and reproductive health services (ante- or post-natal care, delivery, contraceptive or gender-based violence clinical services) • 2021 result: 67,900
		12,600 forcibly displaced and stateless people received mental health and psychosocial support services

For more detailed information on UNHCR's response please visit [Global Focus](#)

BUDGET AND EXPENDITURE IN SOUTHERN AFRICA | USD

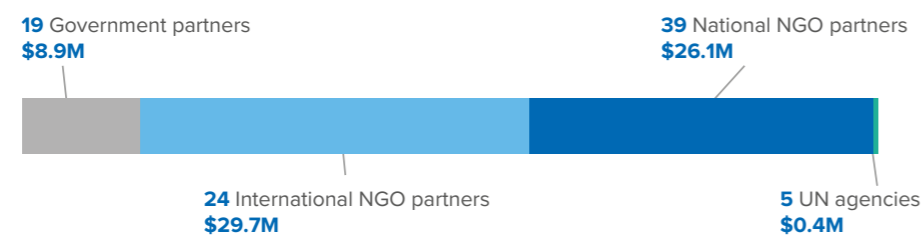
OPERATION		IA1	IA2	IA3	IA4	TOTAL	% OF REGIONAL TOTAL	% OF EXP VS BUDGET
		PROTECT	RESPOND	EMPOWER	SOLVE			
		Attaining Favourable Protection Environments	Realizing Basic Rights in Safe Environments	Empowering Communities and Achieving Gender Equality	Securing Solutions			
Regional Bureau for Southern Africa ¹	Budget	2,447,840	6,940,941	1,724,476	1,270,283	12,383,540	3%	
	Expenditure	2,572,240	6,430,610	1,636,883	1,052,282	11,692,015	5%	94%
Regional activities for Southern Africa ¹	Budget	873,486	2,476,812	615,362	453,287	4,418,946	1%	
	Expenditure	154,682	386,706	98,434	63,279	703,102	0%	16%
SUBTOTAL	Budget	3,321,325	9,417,753	2,339,838	1,723,570	16,802,486	4%	
	Expenditure	2,726,923	6,817,316	1,735,317	1,115,561	12,395,116	6%	74%
Angola	Budget	8,425,645	-	-	21,463,523	29,889,167	7%	
	Expenditure	5,025,989	-	-	5,804,910	10,830,899	5%	36%
The Republic of the Congo	Budget	22,295,725	-	8,457,708	6,652,116	37,405,548	9%	
	Expenditure	6,154,756	-	1,717,581	1,843,236	9,715,573	5%	26%
Democratic Republic of the Congo	Budget	65,093,094	80,755,490	27,272,803	52,299,600	225,420,988	52%	
	Expenditure	26,596,896	47,964,425	13,465,103	18,967,861	106,994,284	50%	47%
Malawi	Budget	4,976,164	-	-	17,612,857	22,589,021	5%	
	Expenditure	3,179,139	-	-	5,808,776	8,987,915	4%	40%
Mozambique	Budget	13,266,151	16,119,237	7,288,579	-	36,673,966	8%	
	Expenditure	8,859,894	15,474,305	5,368,703	889	29,703,790	14%	81%
South Africa Multi-Country Office ²	Budget	17,120,231	-	9,652,286	6,080,703	32,853,220	8%	
	Expenditure	9,203,129	-	3,545,760	2,205,443	14,954,332	7%	46%
Zambia	Budget	24,446,648	-	-	-	24,446,648	6%	
	Expenditure	13,372,147	-	-	2	13,372,149	6%	55%
Zimbabwe	Budget	4,952,876	2,809,031	1,722,125	943,316	10,427,348	2%	
	Expenditure	1,282,350	4,292,053	1,060,271	314,141	6,948,815	3%	67%
TOTAL	Budget	163,897,860	109,101,511	56,733,338	106,775,685	436,508,393	100%	
	Expenditure	76,401,221	74,548,099	26,892,734	36,060,819	213,902,874	100%	49%

¹ Regional Bureau and activities cover the whole Southern Africa region

² Includes activities in Botswana and South Africa and also covers without a presence Comoros, Eswatini, Lesotho, Madagascar, Mauritius, Namibia and Seychelles.

EXPENDITURE VIA PARTNERS | 2022

\$65.1 million spent via **87** partners in Southern Africa



VOLUNTARY CONTRIBUTIONS TO SOUTHERN AFRICA | USD

DONOR	Unearmarked	Softly earmarked	Earmarked	Tightly earmarked	TOTAL	
United States of America		22,100,000	65,985,977	159,750	88,245,727	
Germany		10,658,915	117,273	993,915	11,770,103	
Central Emergency Response Fund				7,075,387	7,075,387	
Japan			1,069,212	5,306,126	6,375,338	
Sweden			4,764,930		4,764,930	
Country-based pooled funds				3,066,938	3,066,938	
UNO-Flüchtlingshilfe (National partner in Germany)		1,766,259	212,993	572,955	2,552,207	
European Union				2,280,198	2,280,198	
Private donors in Japan				2,243,300	2,243,300	
Private donors in Italy		317	319	1,996,147	1,996,783	
United Nations Peacebuilding Fund				1,996,608	1,996,608	
Education Cannot Wait				1,786,361	1,786,361	
Canada		784,929	784,929	156,389	1,726,248	
Spain				1,349,773	1,349,773	
France			1,086,957		1,086,957	
Denmark		788,792			788,792	
UNAIDS				652,301	652,301	
United Kingdom of Great Britain and Northern Ireland				624,677	624,677	
Private donors in the United Arab Emirates				520,130	520,130	
Norway			518,188		518,188	
España con ACNUR (National partner in Spain)		2,413	1,062	399,199	402,675	
African Development Bank Group				396,541	396,541	
USA for UNHCR				378,861	378,861	
Republic of the Congo				326,445	326,445	
Qatar				241,100	241,100	
Luxembourg			116,550	58,275	174,825	
Angola				120,000	120,000	
Austria			118,313		118,313	
Start-up Fund for Safe, Orderly and Regular Migration			112,500		112,500	
Sweden for UNHCR				67,700	67,700	
Slovenia			41,152		41,152	
United Nations Trust Fund for Human Security				26,793	26,793	
United Nations Office for South-South Cooperation				20,000	20,000	
Miscellaneous private donors		11,951	65,543	0	77,494	
SUBTOTAL^{1,2}		36,113,575	74,995,899	32,815,869	143,925,343	
Indicative allocation of funds and adjustments ³		52,662,564	-690,186	-5,734,097	2,594,558	48,832,840
TOTAL FUNDS AVAILABLE		52,662,564	35,423,389	69,261,802	35,410,428	192,758,183

¹ Contributions include 6.5% indirect support costs.

² Includes contributions earmarked to the Democratic Republic of the Congo situation

³ Indicative allocations of funds and adjustments includes funds that UNHCR allocated to the region from unearmarked and softly earmarked funding as well as adjustments related to indirect support costs and carry-over.

West and Central Africa



In Ouallam, Niger, a woman waters vegetables in a garden shared by refugees, IDPs and local people.

© UNHCR/Colin Delfosse

In 2022, West and Central Africa hosted 11.2 million forcibly displaced and stateless people, including 7.8 million internally displaced people (IDPs), 1.6 million refugees and asylum-seekers, and 931,200 stateless persons. 1.1 million people were newly displaced due to armed conflicts, insecurity and human rights violations, including 800,000 IDPs in Burkina Faso, Cameroon, the Central African Republic (CAR) and Mali, and 138,000 refugees from Burkina Faso, Cameroon, Mali, Nigeria and Sudan. Heavy rains and floods displaced people in Chad, Cameroon, Niger and Nigeria. Insecurity hampered humanitarian access and inflation raised operating costs, while the funding fell short of the needs.

Amid the complex political and operational environment, UNHCR responded to several new emergencies: in the Far North region of Cameroon, which led thousands to flee to Chad; in eastern Chad following an influx of Sudanese refugees; and in the Gulf of Guinea, as refugees fled Burkina Faso for Benin, Côte d'Ivoire, Ghana and Togo. UNHCR supported Governments to meet the needs of new refugees and IDPs, with an emphasis on protection, shelter and core relief items.

Protection was at the heart of UNHCR's work in the Central Sahel, Lake Chad Basin and CAR situations. The inter-agency protection monitoring system [Project 21](#) covering Burkina Faso, Chad, Mali and Niger was strengthened and expanded, with 15,000 interviews in 2,400 localities generating information and analysis that informed humanitarian advocacy, planning and response.

Over 6.7 million women and girls were forcibly displaced or stateless. They were at heightened risk of gender-based violence due to conflicts, food insecurity, gender inequality and harmful traditional practices. UNHCR made significant efforts to help mitigate the risks and respond to incidents. In the CAR, approximately 4,000 gender-based violence incidents were reported and responded to, with assistance in person and via a toll-free phone line. In Burkina Faso, Mali and Niger, new mobile teams improved the gender-based violence response and access to services in remote areas.

The targeting of schools by armed groups in the Sahel meant that almost 8,900 schools were closed across Burkina Faso, Mali and Niger, affecting

almost 1.7 million children. UNHCR responded by supporting Governments to enhance access to safe and quality education for forcibly displaced children and youth, rebuilding or rehabilitating 236 classrooms in Burkina Faso, Chad, Mali and Niger, and training 2,634 teachers to support the integration of refugee children into national education systems. 630 refugee students were supported with university scholarships.

UNHCR undertook climate action, recuperating degraded soil, creating firebreaks in vegetated areas, promoting solar energy for water pumping, and substituting liquefied petroleum gas or eco-friendly briquettes for cooking and firewood. Around 150,000 tree seedlings were planted in Niger, while in Cameroon's semi-arid Far North, use of the cocoon technique enabled trees to grow without irrigation.

Significant achievements were made in solutions. Under the [Comprehensive Solutions Strategy](#) for refugees from Côte d'Ivoire, UNHCR facilitated the voluntary repatriation of more than 21,300 Ivorians – bringing the total number who have returned to

316,000, while former refugees deciding to stay in their country of residence were supported to obtain Ivorian passports and residency. The entry into force of the cessation clause of refugee status on 30 June 2022 ended a protracted refugee situation.

Moreover, as the security situation improved in certain major cities in the CAR, over 5,600 refugees returned with the support of UNHCR, mainly from Cameroon and the Democratic Republic of the Congo. UNHCR and the Government of Cameroon co-hosted a regional ministerial conference to adopt the [Yaoundé Declaration](#), paving the way for a harmonized regional framework for solutions for Central Africans.

3,901 individuals were submitted for resettlement and 2,059 refugees departed to Canada, France, the United States of America, Sweden, Finland and elsewhere. UNHCR's efforts to develop complementary pathways resulted in 42 individuals acquiring scholarships for university studies in Italy and France, and the launch of a three-year labour mobility programme with Ghana and Canada.

© UNHCR/Viviana Marcellini



Bolt Nigeria helps support the Ukraine emergency

Bolt Operations OÜ, through its Nigerian subsidiary Bolt App Support Nigeria Limited, donated \$1.12 million towards UNHCR's response to the Ukraine emergency in 2022, part of more than 5 million euros given to support aid organizations in the Ukraine response. The contribution enabled UNHCR to provide life-saving support in Ukraine, Hungary, the Republic of Moldova, Poland, Romania and Slovakia.

POPULATION AND FUNDING OVERVIEW

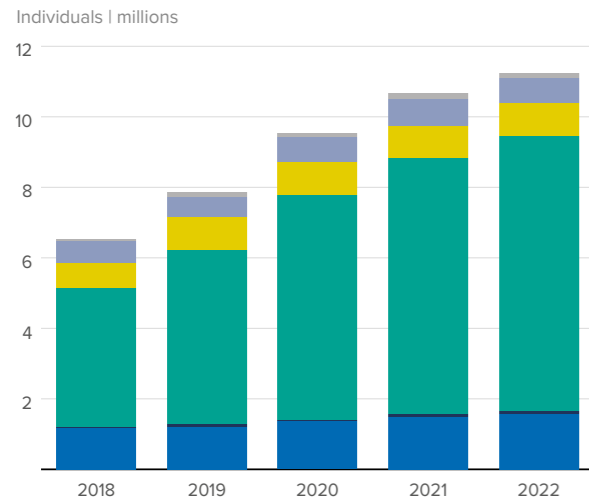
Forcibly displaced and stateless population

11.2 million people | 2022



Displacement trend | 2018-2022

Refugees, Asylum-seekers, IDPs, Stateless persons, Refugee and IDP returnees, Others of concern



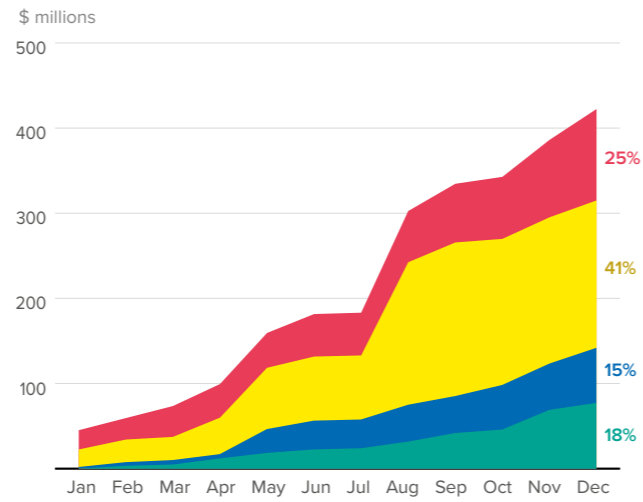
Regional funding and earmarking

\$422.4 million funds available | 2022



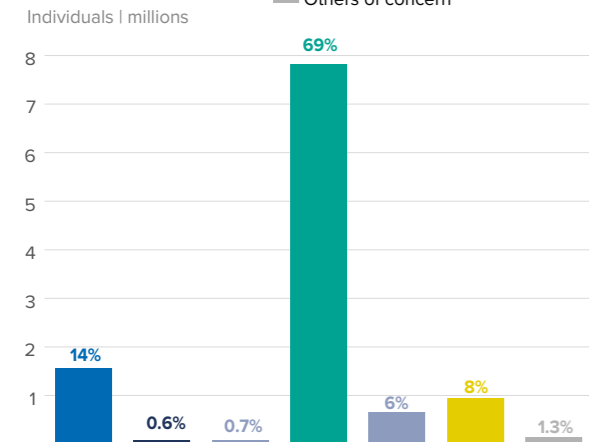
Monthly evolution of funding | 2022

Unearmarked, Earmarked, Softly earmarked, Tightly earmarked



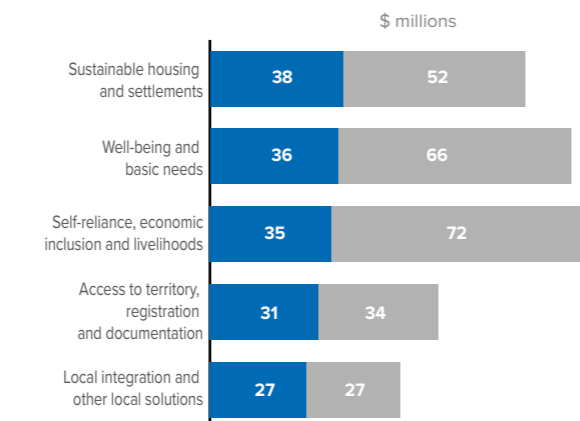
Breakdown by population type in 2022

Refugees, Asylum-seekers, Refugee returnees, IDPs, IDP returnees, Stateless persons, Others of concern



Top five areas of expenditure in 2022

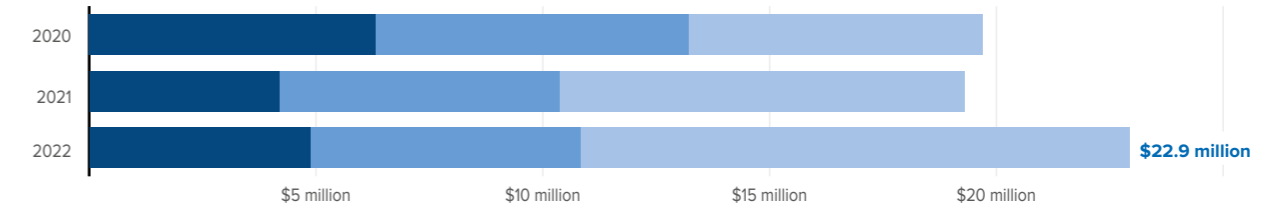
Expenditure, Unmet needs



TRENDS IN RESPONSE

Cash assistance by sector | 2020-2022¹

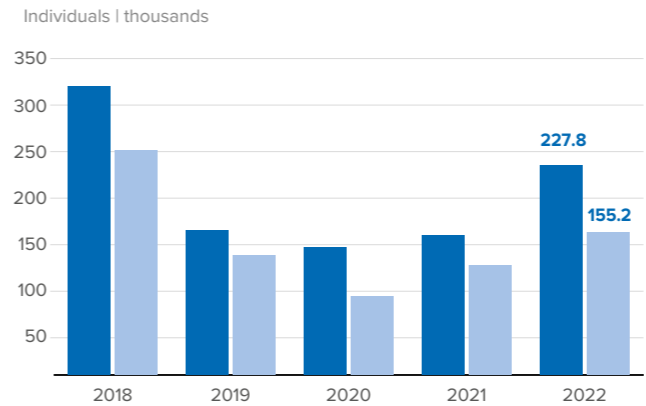
Basic needs, Life-saving support, Solutions



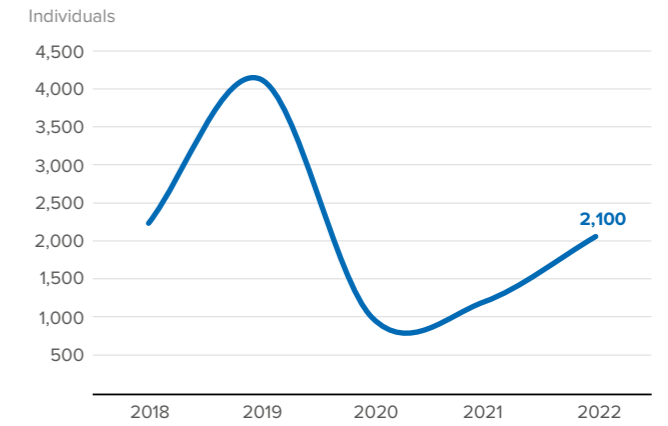
¹Disaggregated cash data for the three African regions is available from 2020.

New individual registration records | 2018-2022

Individual registration records in PRIMES proGres v4², Individuals biometrically enrolled³



Resettlement departures | 2018-2022



² Including all forcibly displaced and stateless people registered in 2022 as "active", "hold", "inactive", or "closed".

³ The expansion of BIMS in some regions led to an increase in individuals enrolled.

MULTISECTORAL MONITORING RESULTS

Basic needs



221,100 forcibly displaced and stateless people received cash assistance
• 2021 result: 208,000

Accountability to affected populations



100% of countries had a multi-channel feedback and response system that was designed based on consultations with forcibly displaced and stateless people

Nutrition



25,500 children 6-59 months admitted for treatment of moderate acute malnutrition (MAM)

17,500 children 6-59 months admitted for treatment of severe acute malnutrition (SAM)

Health



1.4 million forcibly displaced and stateless people received essential healthcare services
• 2021 result: 452,000

154,600 women and girls received sexual and reproductive health services (ante- or post-natal care, delivery, contraceptive or gender-based violence clinical services)
• 2021 result: 85,300

30,700 forcibly displaced and stateless people received mental health and psychosocial support services

For more detailed information on UNHCR's response please visit [Global Focus](#)

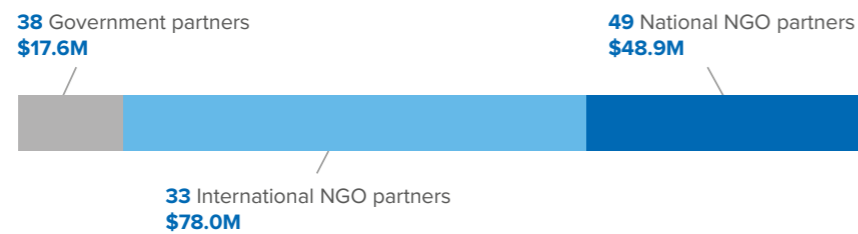
BUDGET AND EXPENDITURE IN WEST AND CENTRAL AFRICA | USD

OPERATION		IA1	IA2	IA3	IA4	TOTAL	% OF REGIONAL TOTAL	% OF EXP VS BUDGET
		PROTECT	RESPOND	EMPOWER	SOLVE			
		Attaining Favourable Protection Environments	Realizing Basic Rights in Safe Environments	Empowering Communities and Achieving Gender Equality	Securing Solutions			
Regional Bureau for West and Central Africa ¹	Budget	3,410,113	9,669,507	2,402,382	1,769,601	17,251,604	2%	
	Expenditure	3,712,382	9,280,970	2,362,428	1,518,707	16,874,487	4%	98%
Regional activities for West and Central Africa ¹	Budget	995,082	2,821,621	701,034	516,394	5,034,130	1%	
	Expenditure	508,149	1,263,061	321,507	206,683	2,299,400	1%	46%
SUBTOTAL	Budget	4,405,195	12,491,128	3,103,416	2,285,995	22,285,734	3%	
	Expenditure	4,220,531	10,544,032	2,683,935	1,725,390	19,173,887	4%	86%
Burkina Faso	Budget	29,589,830	43,975,743	26,665,834	9,651,150	109,882,557	12%	
	Expenditure	12,091,441	12,609,855	15,993,112	5,404,476	46,098,885	11%	42%
Cameroon Multi-Country Office ²	Budget	12,910,860	70,156,916	60,528,058	10,060,986	153,656,819	17%	
	Expenditure	6,029,760	18,180,410	19,204,777	2,760,018	46,174,964	11%	30%
Central African Republic	Budget	12,227,290	26,869,192	-	40,503,517	79,599,999	9%	
	Expenditure	6,013,649	10,182,933	2,411	12,289,173	28,488,165	7%	36%
Chad	Budget	29,312,267	80,815,347	39,088,446	11,136,840	160,352,900	18%	
	Expenditure	17,064,935	38,466,537	19,024,488	7,002,427	81,558,388	19%	51%
Côte d'Ivoire	Budget	4,614,910	1,263,245	1,675,486	15,441,387	22,995,028	3%	
	Expenditure	2,904,800	857,075	1,068,273	12,921,331	17,751,480	4%	77%
Ghana	Budget	2,125,538	3,989,071	-	870,538	6,985,148	1%	
	Expenditure	2,235,429	3,359,699	11	522,436	6,117,576	1%	88%
Liberia	Budget	2,531,197	4,950,000	1,937,834	6,058,364	15,477,395	2%	
	Expenditure	1,613,050	5,047,010	1,101,174	3,732,101	11,493,335	3%	74%
Mali	Budget	16,059,401	22,737,547	16,007,881	11,604,682	66,409,510	8%	
	Expenditure	8,248,226	6,300,947	3,758,617	4,208,847	22,516,636	5%	34%
Niger	Budget	50,365,269	46,541,989	27,810,871	5,977,450	130,695,579	15%	
	Expenditure	54,427,605	17,320,278	19,850,605	1,342,625	92,941,114	21%	71%
Nigeria	Budget	55,350,964	-	-	42,888,411	98,239,375	11%	
	Expenditure	27,016,147	6,346	2,160	22,993,705	50,018,359	12%	51%
Senegal Multi-Country Office ³	Budget	8,135,566	-	-	9,350,610	17,486,176	2%	
	Expenditure	5,498,235	-	24	4,481,565	9,979,824	2%	57%
TOTAL	Budget	227,628,289	313,790,178	176,817,827	165,829,929	884,066,222	100%	
	Expenditure	147,363,810	122,875,122	82,689,588	79,384,093	432,312,613	100%	49%

¹ Regional Bureau and regional activities cover the whole of West and Central Africa region.
² Coordinates activities in Cameroon and Gabon and also covers without a presence Equatorial Guinea and Sao Tome and Principe.
³ Coordinates activities in Guinea, Guinea-Bissau, Senegal and Togo, and also covers without a presence Benin, Cabo Verde, Gambia and Sierra Leone.

EXPENDITURE VIA PARTNERS | 2022

\$144.5 million spent via 120 partners in West and Central Africa



VOLUNTARY CONTRIBUTIONS TO WEST AND CENTRAL AFRICA | USD

DONOR	Unearmarked	Softly earmarked	Earmarked	Tightly earmarked	TOTAL
United States of America		23,800,000	160,953,623	191,803	184,945,426
USA for UNHCR				29,514,300	29,514,300
Germany		17,306,941	420,874	1,286,736	19,014,551
European Union				14,556,448	14,556,448
Italy				13,622,085	13,622,085
Central Emergency Response Fund				11,779,294	11,779,294
Education Cannot Wait				11,474,432	11,474,432
France			8,913,043		8,913,043
Country-based pooled funds				6,410,393	6,410,393
Canada		2,354,788	2,394,035	59,421	4,808,244
Denmark		4,542,875			4,542,875
Japan		738,674		3,590,018	4,328,692
Belgium				4,012,036	4,012,036
Sweden			3,494,282		3,494,282
Finland		3,378,378			3,378,378
Private donors in the United Arab Emirates				2,876,596	2,876,596
Qatar				2,238,892	2,238,892
African Development Bank Group				2,166,804	2,166,804
United Kingdom of Great Britain and Northern Ireland			1,961,077	38,487	1,999,564
Private donors in Japan				1,637,808	1,637,808
Spain			361,944	1,097,399	1,459,343
Switzerland			1,023,541	301,508	1,325,049
United Nations Peacebuilding Fund				1,166,228	1,166,228
UNO-Flüchtlingshilfe (National partner in Germany)		967,850			967,850
Luxembourg			699,301		699,301
España con ACNUR (National partner in Spain)		7,551		567,244	574,794
Monaco			344,408	225,225	569,633
Private donors in Saudi Arabia				500,449	500,449
Austria				492,117	492,117
UNAIDS				381,309	381,309
Chad				378,859	378,859
Private donors in France		13,186	814	151,007	165,008
Private donors in Italy		1,684	2,028	151,243	154,955
Iceland		153,398			153,398
Lithuania			112,613		112,613
Nigeria				73,508	73,508
UNICEF				54,779	54,779
The Holy See		7,500		7,500	15,000
Miscellaneous private donors		43,865	100,015	97,046	240,926
SUBTOTAL^{1,2}		53,316,691	180,781,598	111,100,974	345,199,263
Indicative allocation of funds and adjustments ³	77,255,525	11,351,929	-7,864,004	-3,534,675	77,208,776
TOTAL FUNDS AVAILABLE	77,255,525	64,668,620	172,917,594	107,566,300	422,408,039

¹ Contributions include 6.5% indirect support costs.
² Includes contributions earmarked to the Far North Cameroon, Central African Republic and Sahel situations.
³ Indicative allocations of funds and adjustments includes funds that UNHCR allocated to the region from unearmarked and softly earmarked funding as well as adjustments related to indirect support costs and carry-over.



The Americas

Johana, from the Bolivarian Republic of Venezuela, and Tania, from Ecuador, are an LGBTQI+ couple who created a fast-food business in Cuenca, Ecuador, with seed capital provided by UNHCR and the Municipality of Cuenca.

© UNHCR/Jaime Giménez

The Americas region hosted about 21.5 million forcibly displaced and stateless people in 2022. Forced displacement was driven by human rights violations, persecution, violence, insecurity and inequality, coupled with the economic consequences of COVID-19, the global economic impact of the Ukraine situation, and severe climate-related disasters.

UNHCR supported countries in the Americas to enhance protection-sensitive entry systems, ensure access to asylum and other protection-oriented arrangements, stabilize populations in communities of destination, origin and return, and expand solutions via complementary pathways. During the year, nearly 25,000 people were supported with processes to access to documentation, 177,000 received legal assistance, and over 193,600 people received cash assistance in 23 countries. With UNHCR's support, 9,378 individuals were submitted for resettlement – the highest number of cases ever submitted in the region.

A record number of people made their way to the United States of America in mixed movements, enduring extremely hazardous conditions. According to the National Migration Service of Panama, 248,000 people crossed irregularly through the Darién, almost double the number in 2021, while almost 2 million individuals reportedly crossed the south-western US border. UNHCR stepped up its presence in border areas, monitored mixed movements across the region, and advocated with Governments to offer protection-sensitive legal stay and access to asylum.

By the end of 2022, more than 1 million people had been uprooted by violence in El Salvador, Guatemala and Honduras and the deteriorating human rights situation in Nicaragua. Mexico and Costa Rica ranked among the countries receiving most asylum applications in the world, with around 118,800 and 129,500 new asylum claims respectively. UNHCR supported the [Comprehensive Regional Protection and Solutions Framework](#) (MIRPS) which facilitated cooperation on protection and solutions

in the sub-region, including by digitizing and strengthening asylum systems. Honduras passed a landmark law on assisting and protecting IDPs and preventing internal displacement, supported by UNHCR's technical advice. In response to the dire humanitarian situation in Haiti, UNHCR supported inter-agency response efforts, particularly in Central America and Mexico, where many Haitians arrived after initially seeking safety elsewhere.

There was a steady outflow of refugees and migrants from the Bolivarian Republic of Venezuela, combined with increasing onward movements and returns. With UNHCR's support and guidance, host countries granted asylum and implemented protection-oriented legal stay arrangements, facilitating access to a legal stay, documentation, and socioeconomic inclusion to 4.2 million Venezuelans. UNHCR and other partners in the [R4V](#) inter-agency support platform stepped up efforts to support these initiatives through provision of humanitarian and technical assistance, strengthening of asylum systems, support to regularization programmes, collaboration with local and regional governments via the [Cities of Solidarity](#) initiative, and the prioritization of social inclusion. Through the [Refugee and Migrant Response Plan](#), host governments were assisted in addressing the existing and persistent needs of Venezuelan refugees and migrants and harmonized responses were promoted through the [Quito Process](#).

In response to urgent protection needs, UNHCR assisted 865,000 individuals in 15 countries with protection and specialized services such as legal assistance and counselling. In Brazil, a Government programme voluntarily relocated more than 25,000 refugees, helping them to integrate and find jobs, while UNHCR supported 12,000 to make a similar move in Mexico.

In Colombia, UNHCR [supported the roll-out of Temporary Protection Status](#), with 1.6 million Venezuelans holding temporary protection permits by the end of 2022.

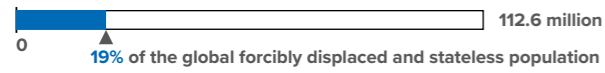
Increasing internal displacement and confinement represented a major challenge: Colombia's Victims' Unit registered a total of more than 215,000 victims of forced displacement, the highest number since the 2016 Peace Agreement. UNHCR directly assisted 134,600 and provided protection services to over 26,000.

UNHCR strongly welcomed the adoption by 21 countries of the [Los Angeles Declaration on Migration and Protection](#) – promoting a collaborative response to the increasingly complex movements in the region – as well as the increasing dedicated support for refugee-hosting countries from financial institutions like the World Bank, Inter-American Development Bank and International Monetary Fund.

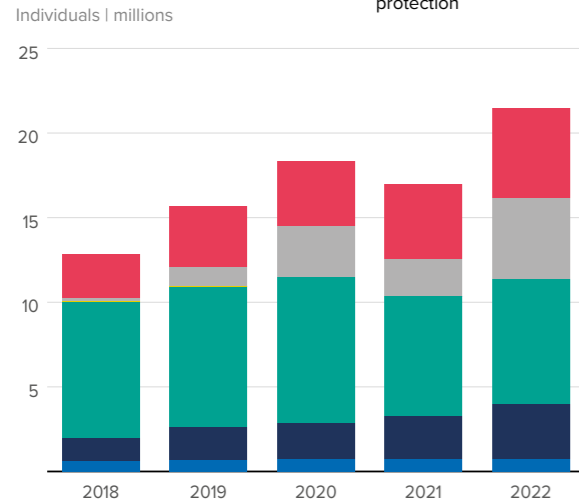
POPULATION AND FUNDING OVERVIEW

Forcibly displaced and stateless population

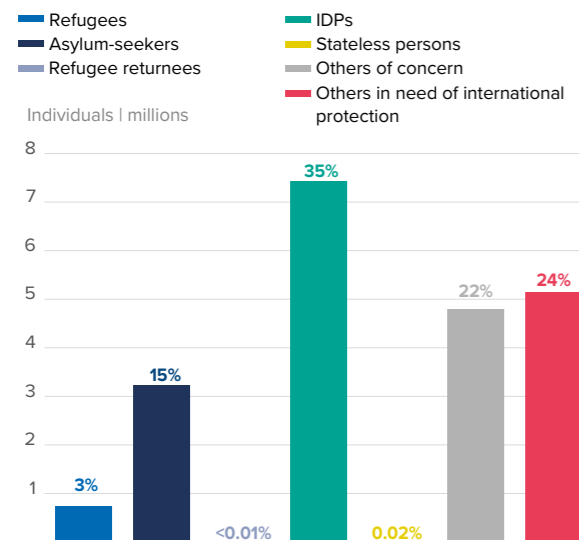
21.5 million people | 2022



Displacement trend | 2018-2022



Breakdown by population type in 2022

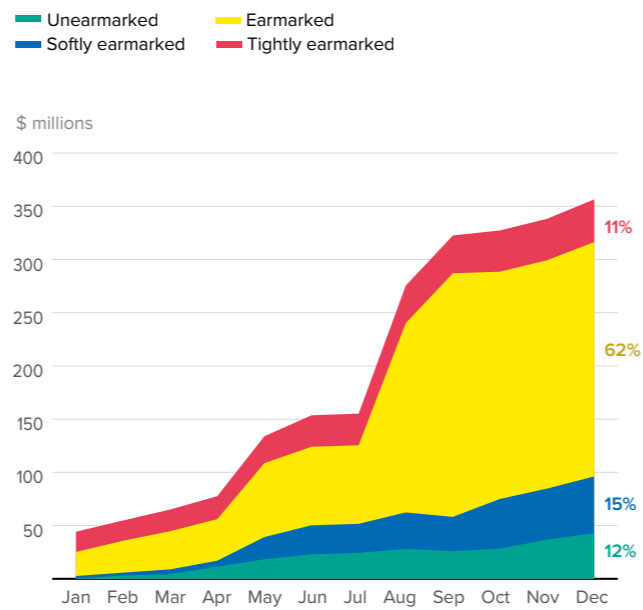


Regional funding and earmarking

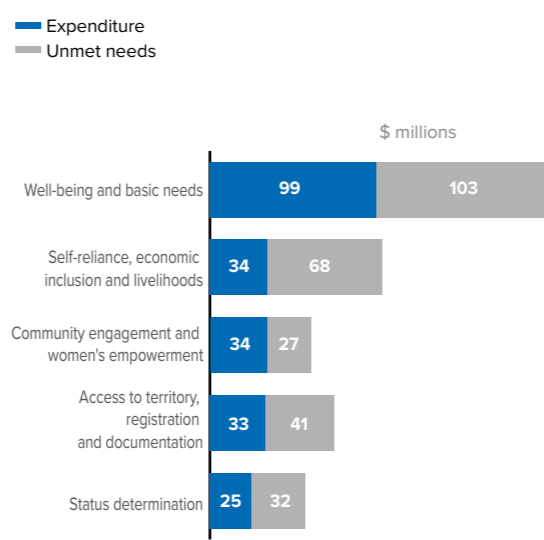
\$356.5 million funds available | 2022



Monthly evolution of funding | 2022

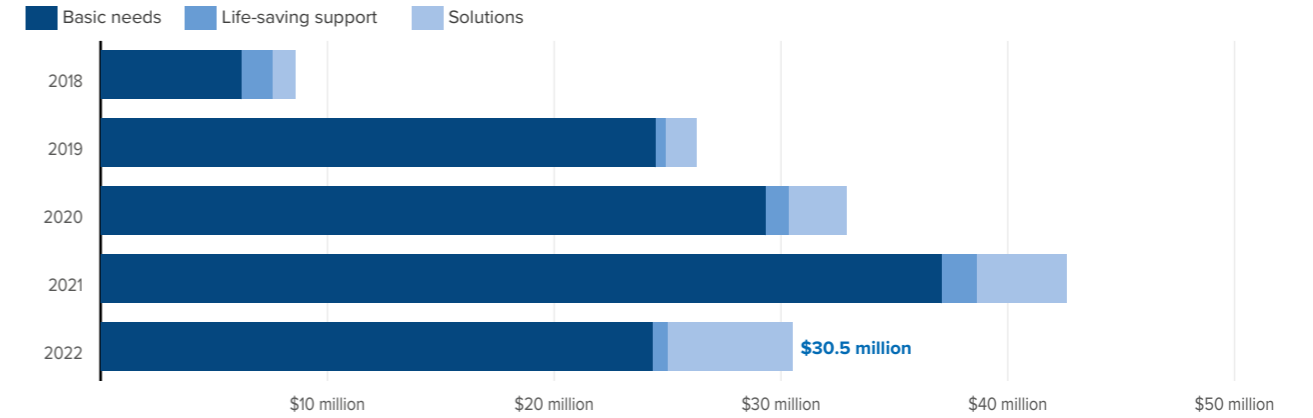


Top five areas of expenditure in 2022

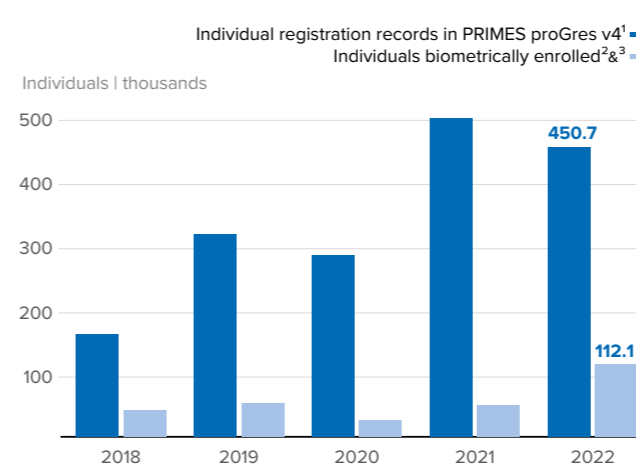


TRENDS IN RESPONSE

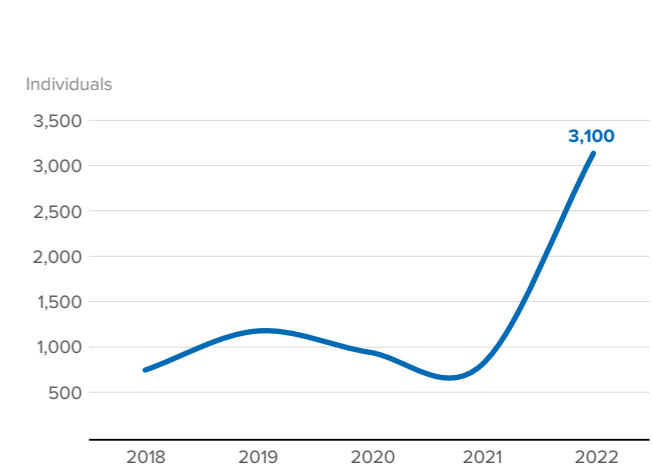
Cash assistance by sector | 2018-2022



New individual registration records | 2018-2022



Resettlement departures | 2018-2022



¹ Including all forcibly displaced and stateless people registered in 2022 as "active", "hold", "inactive", or "closed".

² Excludes biometric registration in Panama.

³ The expansion of BIMS in some regions led to an increase in individuals enrolled.

MULTISECTORAL MONITORING RESULTS

Protection

1.6 million forcibly displaced and stateless people accessed protection services

• 2021 result: 1.1 million

471,000 forcibly displaced and stateless children accessed protection services

Basic needs

193,600 forcibly displaced and stateless people received cash assistance

• 2021 result: 261,000

Accountability to affected populations

86% of countries had a multi-channel feedback and response system that was designed based on consultations with forcibly displaced and stateless people

Health

187,200 forcibly displaced and stateless people received essential healthcare services

• 2021 result: 241,200

40,400 women and girls received sexual and reproductive health services (ante- or post-natal care, delivery, contraceptive or gender-based violence clinical services)

• 2021 result: 44,800

91,500 forcibly displaced and stateless people received mental health and psychosocial support services

For more detailed information on UNHCR's response please visit [Global Focus](#)

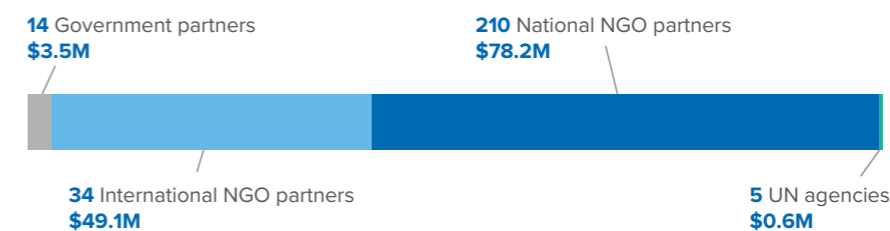
BUDGET AND EXPENDITURE IN THE AMERICAS | USD

OPERATION		IA1	IA2	IA3	IA4	TOTAL	% OF REGIONAL TOTAL	% OF EXP VS BUDGET
		PROTECT	RESPOND	EMPOWER	SOLVE			
		Attaining Favourable Protection Environments	Realizing Basic Rights in Safe Environments	Empowering Communities and Achieving Gender Equality	Securing Solutions			
Regional Bureau for the Americas ¹	Budget	4,212,687	11,945,262	2,967,791	2,186,127	21,311,867	3%	
	Expenditure	3,762,603	9,406,515	2,394,386	1,539,249	17,102,752	5%	80%
Regional activities for the Americas ¹	Budget	2,078,117	5,892,634	1,464,028	1,078,437	10,513,216	1%	
	Expenditure	845,746	2,114,366	538,203	345,987	3,844,302	1%	37%
SUBTOTAL	Budget	6,290,804	17,837,896	4,431,819	3,264,564	31,825,083	4%	
	Expenditure	4,608,349	11,520,881	2,932,589	1,885,236	20,947,055	6%	66%
LATIN AMERICA								
Argentina Multi-Country Office ²	Budget	10,493,118	25,107,325	-	13,563,559	49,164,002	6%	
	Expenditure	5,376,018	10,001,214	-	4,281,954	19,659,186	5%	40%
Brazil	Budget	7,677,536	21,828,550	12,589,728	10,377,548	52,473,361	7%	
	Expenditure	3,693,087	8,864,493	4,601,030	3,428,791	20,587,400	6%	39%
Colombia	Budget	48,923,897	42,550,547	13,010,274	17,586,728	122,071,446	16%	
	Expenditure	11,232,931	30,609,729	8,463,965	7,164,754	57,471,379	16%	47%
Costa Rica	Budget	7,002,714	19,074,671	3,165,960	4,658,674	33,902,019	4%	
	Expenditure	2,375,316	9,004,501	1,646,858	1,726,023	14,752,697	4%	44%
Ecuador	Budget	10,071,561	33,930,451	24,470,842	7,635,451	76,108,305	10%	
	Expenditure	5,590,213	9,506,711	7,922,424	3,166,651	26,186,000	7%	34%
El Salvador	Budget	4,874,986	5,760,170	7,529,506	5,442,565	23,607,227	3%	
	Expenditure	3,071,249	4,857,148	7,052,843	3,867,690	18,848,929	5%	80%
Guatemala	Budget	17,254,845	7,775,719	4,379,401	13,064,672	42,474,638	5%	
	Expenditure	8,428,339	5,143,160	1,606,907	7,042,563	22,220,969	6%	52%
Honduras	Budget	15,062,480	-	6,306,323	7,271,085	28,639,888	4%	
	Expenditure	8,194,320	-	5,911,135	5,289,185	19,394,640	5%	68%
Mexico	Budget	50,568,568	-	724,623	45,310,222	96,603,413	12%	
	Expenditure	39,443,957	-	473,010	20,631,788	60,548,756	17%	63%
Panama Multi-Country Office ³	Budget	19,775,162	6,775,885	-	27,754,917	54,305,964	7%	
	Expenditure	6,161,644	1,622,575	-	12,067,778	19,851,997	5%	37%
Peru	Budget	15,108,061	27,035,249	15,402,625	3,568,990	61,114,925	8%	
	Expenditure	5,251,042	7,922,530	5,391,676	2,299,994	20,865,243	6%	34%
Venezuela (Bolivarian Republic of)	Budget	-	61,158,689	-	-	61,158,689	8%	
	Expenditure	-	20,382,504	-	-	20,382,504	6%	33%
SUBTOTAL	Budget	206,812,928	250,997,256	87,579,284	156,234,409	701,623,878	90%	
	Expenditure	98,818,116	107,914,565	43,069,848	70,967,172	320,769,701	88%	46%
NORTH AMERICA AND THE CARIBBEAN								
Canada	Budget	1,446,982	-	-	1,296,895	2,743,877	0%	
	Expenditure	1,342,689	-	-	852,081	2,194,770	1%	80%
United States of America Multi-Country Office ⁴	Budget	29,102,621	3,141,027	4,465,744	6,681,031	43,390,422	6%	
	Expenditure	14,579,390	1,145,608	574,631	3,532,572	19,832,200	5%	46%
SUBTOTAL	Budget	30,549,603	3,141,027	4,465,744	7,977,926	46,134,299	6%	
	Expenditure	15,922,079	1,145,608	574,631	4,384,653	22,026,970	6%	48%
TOTAL	Budget	243,653,335	271,976,179	96,476,846	167,476,899	779,583,260	100%	
	Expenditure	119,348,544	120,581,053	46,577,068	77,237,061	363,743,726	100%	47%

¹ Regional Bureau and regional activities cover the whole Americas region.
² Coordinates activities in Argentina and Chile and also covers without a presence the Plurinational State of Bolivia, Paraguay and Uruguay.
³ Coordinates activities in Belize, Cuba and Panama.
⁴ Coordinates activities in Aruba, the Dominican Republic, Guyana, Trinidad and Tobago and the United States of America and also covers Curaçao and Haiti.

EXPENDITURE VIA PARTNERS | 2022

\$131.4 million spent via 263 partners in the Americas



Refugees and migrants in La Paz, Bolivia, demonstrate their services and products at an entrepreneurship fair held on World Refugee Day.

© UNHCR/Sara Aliaga

VOLUNTARY CONTRIBUTIONS TO THE AMERICAS | USD

DONOR	Unearmarked	Softly earmarked	Earmarked	Tightly earmarked	TOTAL
United States of America		31,383,825	188,544,770	3,040,727	222,969,322
Canada		5,317,896	1,667,975	3,721,529	10,707,400
Japan		656,599	9,376,274		10,032,873
European Union				8,633,102	8,633,102
Germany		5,144,033		2,106,613	7,250,646
Spain		930,714	4,621,197	1,292,488	6,844,399
Private donors in the United States of America				6,674,236	6,674,236
Italy			237,723	4,339,869	4,577,592
Private donors in Brazil		63,715	2,616,569		2,680,284
Central Emergency Response Fund				2,625,511	2,625,511
UNO-Flüchtlingshilfe (National partner in Germany)		2,412,220			2,412,220
Ireland		2,252,252			2,252,252
Republic of Korea				2,054,026	2,054,026
Switzerland		511,771	1,535,312		2,047,083
USA for UNHCR		1,750	359,714	1,376,258	1,737,722
France		1,086,957	108,696	217,391	1,413,043
Sweden			1,058,873		1,058,873
UN Joint Programmes				1,052,860	1,052,860
Norway		621,826	414,551		1,036,377
Netherlands		1,028,807			1,028,807
Private donors in Mexico		6,200	1,007,801	1,656	1,015,656
Fundación ACNUR Comité Argentino (National partner in Argentina)		376,291	531,123		907,414
Sweden for UNHCR		103	532,715	333,043	865,860
United Kingdom of Great Britain and Northern Ireland				787,475	787,475
UNESCO				750,000	750,000
United Nations Peacebuilding Fund			746,420		746,420
UNAIDS				678,254	678,254
IOM			599,165		599,165
Private donors in Japan				564,259	564,259
Private donors in Switzerland		1,707	514,353	16,981	533,041
Luxembourg		233,100	116,550		349,650
España con ACNUR (National partner in Spain)		6,688		256,467	263,156
Start-up Fund for Safe, Orderly and Regular Migration				261,158	261,158
Private donors in France		1,390		254,185	255,576
UNICEF				239,675	239,675
Qatar				168,533	168,533
UN-Women				160,439	160,439
Denmark		129,846			129,846
Brazil				122,932	122,932
WFP				120,000	120,000
Argentina				107,100	107,100

.../...

.../...

VOLUNTARY CONTRIBUTIONS TO THE AMERICAS | USD

DONOR	Unearmarked	Softly earmarked	Earmarked	Tightly earmarked	TOTAL
Guyana				63,531	63,531
Colombia		50,000			50,000
Mexico				34,570	34,570
Cyprus				10,537	10,537
Miscellaneous private donors		21,364	30,990	12,000	64,354
SUBTOTAL^{1,2}		52,239,053	214,620,771	42,077,407	308,937,231
Indicative allocation of funds and adjustments ³	42,750,413	1,131,213	5,542,928	-1,817,851	47,606,704
TOTAL FUNDS AVAILABLE	42,750,413	53,370,267	220,163,699	40,259,556	356,543,935

¹ Contributions include 6.5% indirect support costs.

² Includes contributions earmarked to the situations for Colombia, the North of Central America and the Bolivarian Republic of Venezuela.

³ Indicative allocations of funds and adjustments includes funds that UNHCR allocated to the region from unearmarked and softly earmarked funding as well as adjustments related to indirect support costs and carry-over.

© UNHCR/Anna Litniewska



Google provides ongoing support for refugees and displaced people worldwide

Since 2015, [the Google Foundation](https://www.google.org), known by its web address Google.org, has given over \$12 million to USA for UNHCR, part of more than \$45 million in donations to refugee causes, as well as providing support through Google products and employee volunteers. In 2022, Google.org and Google employees provided immediate aid and supported relief efforts to help those affected by the war in Ukraine, with Google.org matching public donations and Google defending against cybersecurity threats and surfacing reliable information, while stopping the spread of misinformation and disrupting disinformation campaigns online. Additionally, [YouTube](https://www.youtube.com) partnered with UNHCR to raise awareness of the global refugee crisis in honour of World Refugee Day.

Asia and the Pacific



Gul Wali, pictured with his son, is a beneficiary of UNHCR's canal-clearing, cash-for-work project in Bakhtan village, in Jalalabad, Afghanistan, one of more than 14,000 villages in 80 Priority Areas of Return and Reintegration.

© UNHCR/Oxygen Film Studio

Asia and the Pacific hosted 6.8 million refugees, 5.0 million internally displaced people (IDPs) and 1.2 million stateless persons by the end of 2022. UNHCR redoubled efforts to preserve protection and asylum space, to “stay and deliver” protection, assistance and essential services, to secure pathways for solutions, and to forge a wide range of strategic and innovative partnerships – even in the most complex operational environments.

Although conflict in Afghanistan largely subsided following the Taliban's takeover in August 2021, and 236,200 IDPs chose to return in 2022, the humanitarian crisis showed no signs of easing. Infringements of fundamental human rights, including girls' access to secondary and tertiary education and women's access to employment, undermined recovery efforts and threatened to undo gains. Since 2021, 1.6 million Afghans fled into the Islamic Republics of Iran and Pakistan, hosts to Afghan refugees for four decades. Climate emergencies and natural disasters made life even more precarious, as witnessed in Pakistan, where unprecedented floods affected 800,000 refugees.

UNHCR adopted an area-based approach to respond to displaced Afghans' immediate needs, built affected communities' resilience by strengthening access to education, livelihoods and health services, advocated for expanded resettlement opportunities, and promoted the regional support platform for the [Solutions Strategy for Afghan Refugees](#) to enhance international burden- and responsibility-sharing. UNHCR assisted 6.0 million Afghans, including 4.1 million through community-based interventions, 1.5 million with cash assistance and 560,000 with in-kind and other individual assistance. To assist women and girls in particular, UNHCR provided 41,000 people with psychosocial support, issued 11,200 emergency shelter kits, and constructed or upgraded 23 schools in Afghanistan. In the Islamic Republic of Iran, an integrated vaccination campaign supported by UNHCR and the Government reached over 1 million Afghan and Iraqi refugees.

In Myanmar, the political crisis and conflict following the February 2021 military takeover had displaced almost 1.2 million by the end of 2022, adding to

330,000 already displaced. Violence and insecurity limited access to displaced communities, but UNHCR delivered critical protection services and essential items – where possible – and advocated with the de facto authorities for the respect of human rights and humanitarian access. UNHCR reached 426,000 people with shelter support or core relief items and, with UNDP, continued community-led projects that have already benefited 60,000 people in Rakhine state. In Bangladesh, UNHCR continued its humanitarian response in Cox's Bazar and Bhasan Char under the framework of the [Joint Response Plan](#), with introduction of the Myanmar curriculum widening access to education for 256,000 refugee students. Under the Government of Bangladesh's leadership, promising progress was made towards implementing a skills development framework for refugees to facilitate their eventual return and sustainable reintegration in Myanmar once conditions are conducive. Around 3,700 Rohingya undertook [perilous sea crossings](#) from Bangladesh and Myanmar – the highest annual number recorded – and 348 people are believed to have died at sea. UNHCR advocated strongly for safe disembarkation, and 700 Rohingya arrived safely in Aceh, Indonesia. UNHCR rallied regional support for protection and solutions for Rohingya and other refugees through engagement with countries in the region, including the [Association of Southeast Asian Nations](#).

Third-country solutions for refugees were significantly expanded. UNHCR submitted more than 21,300 refugees for resettlement – a fourfold increase from 2021 – and nearly 5,800 departed on resettlement with UNHCR's assistance. Complementary pathways also helped provide solutions for more than 5,000 individuals. More than 1,400 refugees were enrolled in higher education on DAFI scholarships, 43% of whom were women. UNHCR strove to find lasting solutions for 92,400 Sri Lankan refugees in a protracted situation in India, and continued its efforts to eradicate statelessness. All Central Asian countries reduced their numbers of stateless persons, and the Philippines moved towards universal birth registration, enabling children from the Sama Bajau community and displaced children to be registered.

UNHCR secured agreements with Australia and New Zealand to provide resettlement opportunities for refugees residing in Nauru and Papua New Guinea to the latter. In 2022, UNHCR also concluded its operational engagement in Mindanao in the Philippines, and Jaffna in Sri Lanka, while continuing to support both Governments from their respective capital cities.

© UNHCR/Alamy



Japanese donors step up in solidarity with those displaced by the Ukraine crisis

Japanese individuals, companies and foundations contributed \$85 million to Japan for UNHCR in [response to the Ukraine crisis](#) in 2022. This included contributions from key corporate partners such as [Seven & i Holdings](#), which collected donations in over 20,000 stores in Japan for a total of \$2.6 million, and [Sony Corporation](#), which donated \$1.5 million as well as 500 smartphones for UNHCR staff deployed to the response.

[Fast Retailing Co., Ltd.](#) donated \$10 million and more than 100,000 pieces of UNIQLO clothing and other items. Keidanren, the Japan Business Federation, had an instrumental role, appealing to member companies to donate to UNHCR in the very early stages of the crisis, which helped UNHCR to respond quickly and effectively.

POPULATION AND FUNDING OVERVIEW

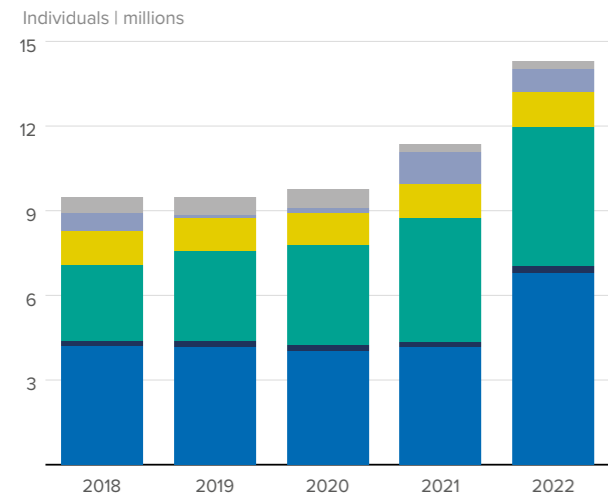
Forcibly displaced and stateless population

14.3 million people | 2022



Displacement trend | 2018-2022

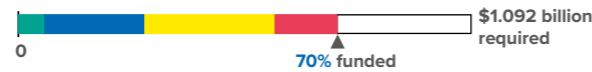
Refugees, Stateless persons¹, Asylum-seekers, Refugee and IDP returnees, IDPs, Others of concern



¹ To avoid double-counting, this graph does not include stateless people who are also forcibly displaced. In Asia and the Pacific there are a total of 2.5 million stateless people, but 1.2 million (mostly Rohingya) of them are also forcibly displaced. In total, 17.3% of people who come under UNHCR's mandate in the region are stateless.

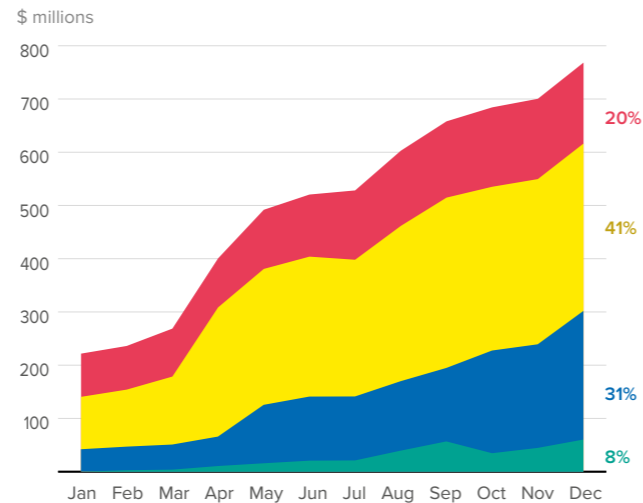
Regional funding and earmarking

\$768.4 million funds available | 2022



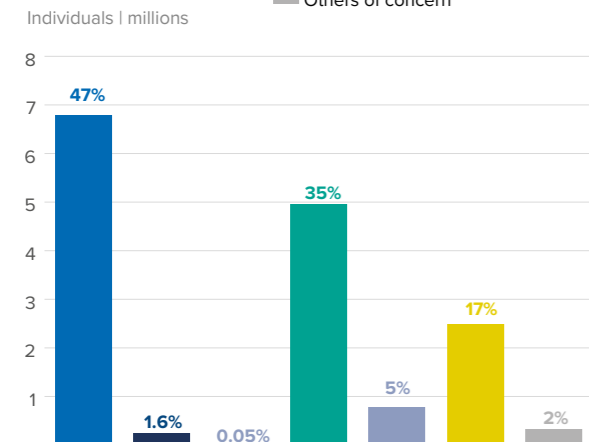
Monthly evolution of funding | 2022

Unearmarked, Earmarked, Softly earmarked, Tightly earmarked



Breakdown by population type in 2022

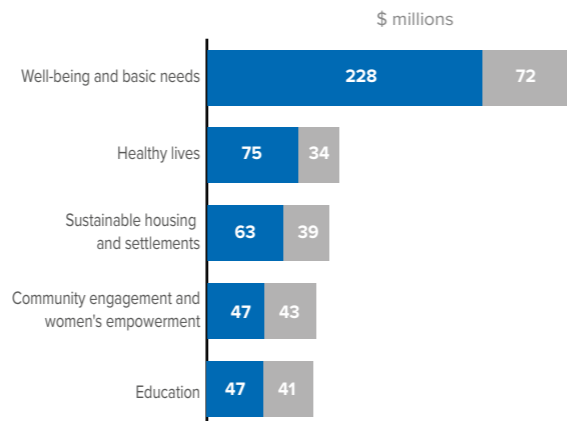
Refugees, IDPs, Asylum-seekers, IDP returnees, Refugee returnees, Stateless persons², Others of concern



² This chart shows the full number of stateless people, including those who are also displaced and thus counted in another category. The percentages represent the share of the regional total of forcibly displaced and stateless people. Due to double-counting of stateless displaced people, the percentages may add up to more than 100%.

Top five areas of expenditure in 2022

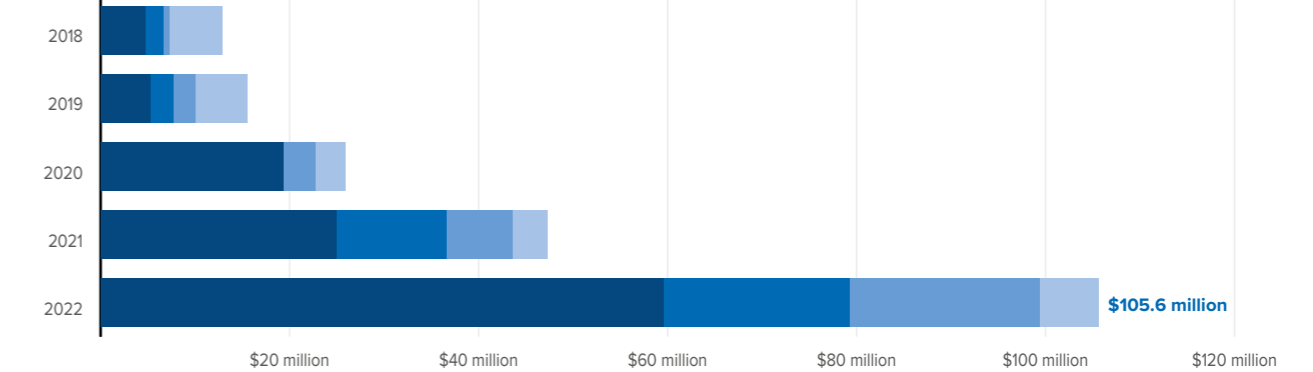
Expenditure, Unmet needs



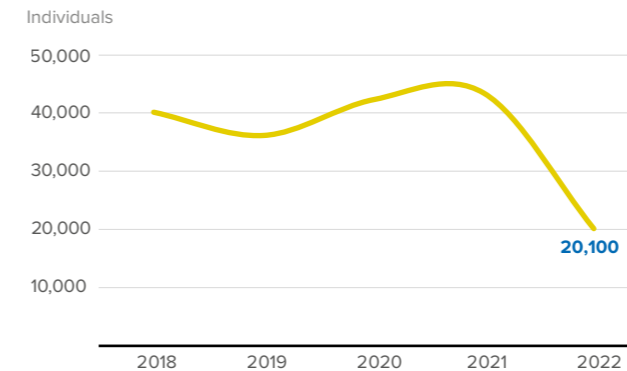
TRENDS IN RESPONSE

Cash assistance by sector | 2018-2022

Basic needs, Seasonal grants, Life-saving support, Solutions

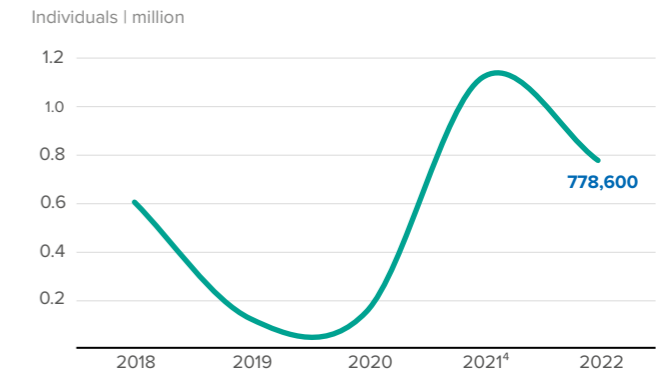


Stateless persons for whom nationality is granted or confirmed | 2018-2022³



³ Historical data has been revised.

IDP returns across the region | 2018-2022



⁴ Figure for 2021 updated after the publication of Global Report 2021.

MULTISECTORAL MONITORING RESULTS

Protection

3.3 million forcibly displaced and stateless people accessed protection services
• 2021 result: 2.6 million

1.5 million forcibly displaced and stateless children accessed protection services

Basic needs

1.6 million forcibly displaced and stateless people received cash assistance
• 2021 result: 911,000

Accountability to affected populations

73% of countries had a multi-channel feedback and response system that was designed based on consultations with forcibly displaced and stateless people

Nutrition

16,200 children 6-59 months admitted for treatment of moderate acute malnutrition (MAM)

3,000 children 6-59 months admitted for treatment of severe acute malnutrition (SAM)

Health

2.9 million forcibly displaced and stateless people received essential healthcare services
• 2021 result: 1.3 million

189,300 women and girls received sexual and reproductive health services (ante- or post-natal care, delivery, contraceptive or gender-based violence clinical services)
• 2021 result: 250,900

624,400 forcibly displaced and stateless people received mental health and psychosocial support services

For more detailed information on UNHCR's response please visit [Global Focus](#)

BUDGET AND EXPENDITURE IN ASIA AND THE PACIFIC | USD

OPERATION		IA1	IA2	IA3	IA4	TOTAL	% OF REGIONAL TOTAL	% OF EXP VS BUDGET
		PROTECT	RESPOND	EMPOWER	SOLVE			
		Attaining Favourable Protection Environments	Realizing Basic Rights in Safe Environments	Empowering Communities and Achieving Gender Equality	Securing Solutions			
Regional Bureau for Asia and the Pacific ¹	Budget	6,510,441	3,496,664	868,758	4,622,697	15,498,560	1%	
	Expenditure	6,317,810	3,193,541	812,904	4,426,477	14,750,733	2%	95%
Regional activities for Asia and the Pacific ¹	Budget	6,713,598	966,187	240,053	176,822	8,096,660	1%	
	Expenditure	809,882	351,060	89,361	57,446	1,307,748	0%	16%
SUBTOTAL	Budget	13,224,039	4,462,851	1,108,811	4,799,520	23,595,220	2%	
	Expenditure	7,127,692	3,544,601	902,265	4,483,923	16,058,481	2%	68%
CENTRAL ASIA								
Kazakhstan Multi-Country Office ²	Budget	7,415,306	-	-	1,336,094	8,751,400	1%	
	Expenditure	4,700,736	-	-93	1,290,774	5,991,417	1%	68%
Tajikistan	Budget	9,045,920	820,000	-	935,000	10,800,920	1%	
	Expenditure	3,571,911	552,624	-	694,272	4,818,807	1%	45%
SUBTOTAL	Budget	16,461,226	820,000	-	2,271,094	19,552,319	2%	
	Expenditure	8,272,647	552,624	-93	1,985,046	10,810,224	2%	55%
EAST ASIA AND THE PACIFIC								
Australia Multi-Country Office ³	Budget	3,470,394	-	-	1,171,735	4,642,129	0%	
	Expenditure	1,964,128	-	-	801,472	2,765,600	0%	60%
China	Budget	2,573,393	1,088,060	-	803,634	4,465,086	0%	
	Expenditure	2,411,287	1,080,720	-	801,872	4,293,878	1%	96%
Japan	Budget	4,130,706	-	-	-	4,130,706	0%	
	Expenditure	3,631,714	-	-	-	3,631,714	1%	88%
Republic of Korea	Budget	1,856,407	-	320,659	397,740	2,574,805	0%	
	Expenditure	1,821,350	-	327,034	374,160	2,522,544	0%	98%
SUBTOTAL	Budget	12,030,899	1,088,060	320,659	2,373,108	15,812,726	1%	
	Expenditure	9,828,479	1,080,720	327,034	1,977,504	13,213,736	2%	84%
SOUTH ASIA								
India	Budget	3,129,098	10,082,080	2,648,091	1,357,906	17,217,175	2%	
	Expenditure	2,468,482	8,407,838	1,845,303	704,521	13,426,143	2%	78%
Nepal	Budget	1,668,331	-	-	2,453,716	4,122,047	0%	
	Expenditure	1,830,741	-	-	1,143,107	2,973,848	0%	72%
Sri Lanka	Budget	1,845,577	212,681	437,540	853,994	3,349,793	0%	
	Expenditure	970,245	228,571	400,601	261,582	1,860,999	0%	56%
SUBTOTAL	Budget	6,643,006	10,294,761	3,085,631	4,665,616	24,689,015	2%	
	Expenditure	5,269,468	8,636,408	2,245,904	2,109,210	18,260,990	3%	74%

.../...

BUDGET AND EXPENDITURE IN ASIA AND THE PACIFIC | USD

OPERATION		IA1	IA2	IA3	IA4	TOTAL	% OF REGIONAL TOTAL	% OF EXP VS BUDGET
		PROTECT	RESPOND	EMPOWER	SOLVE			
		Attaining Favourable Protection Environments	Realizing Basic Rights in Safe Environments	Empowering Communities and Achieving Gender Equality	Securing Solutions			
SOUTH-EAST ASIA								
Bangladesh	Budget	22,969,994	186,170,848	65,318,684	10,567,950	285,027,476	26%	
	Expenditure	13,367,369	89,868,165	29,254,734	7,461,007	139,951,274	20%	49%
Indonesia	Budget	2,236,005	6,575,583	2,450,943	1,139,746	12,402,277	1%	
	Expenditure	1,772,224	2,493,035	1,423,415	1,073,400	6,762,075	1%	55%
Malaysia	Budget	4,810,918	5,837,521	7,999,823	3,666,834	22,315,096	2%	
	Expenditure	3,007,943	2,989,621	3,616,316	2,604,645	12,218,526	2%	55%
Myanmar	Budget	56,767,533	-	-	-	56,767,533	5%	
	Expenditure	43,794,013	-	-	-	43,794,013	6%	77%
Philippines	Budget	758,091	911,749	1,089,629	921,795	3,681,264	0%	
	Expenditure	618,680	676,742	988,948	835,691	3,120,062	0%	85%
Thailand Multi-Country Office ⁴	Budget	7,806,447	10,025,890	3,974,732	2,766,900	24,573,969	2%	
	Expenditure	4,285,254	6,688,381	2,070,690	1,113,493	14,157,818	2%	58%
SUBTOTAL	Budget	95,348,988	209,521,591	80,833,809	19,063,225	404,767,614	37%	
	Expenditure	66,845,483	102,715,944	37,354,103	13,088,237	220,003,768	31%	54%
SOUTH-WEST ASIA								
Afghanistan	Budget	6,854,011	223,531,565	89,164,755	20,795,348	340,345,679	31%	
	Expenditure	3,712,020	152,250,664	49,258,630	13,787,021	219,008,335	31%	64%
Islamic Republic of Iran	Budget	11,373,469	88,208,186	6,979,440	12,833,171	119,394,266	11%	
	Expenditure	2,255,875	73,999,743	1,690,558	8,883,874	86,830,050	12%	73%
Pakistan	Budget	16,935,278	-	99,749,913	26,761,643	143,446,834	13%	
	Expenditure	12,106,654	1,502	90,061,277	15,768,776	117,938,209	17%	82%
SUBTOTAL	Budget	35,162,758	311,739,751	195,894,108	60,390,163	603,186,780	55%	
	Expenditure	18,074,549	226,251,909	141,010,465	38,439,670	423,776,594	60%	70%
TOTAL	Budget	178,870,915	537,927,014	281,243,018	93,562,726	1,091,603,674	100%	
	Expenditure	115,418,318	342,782,206	181,839,678	62,083,591	702,123,793	100%	64%

¹ Regional Bureau and regional activities cover the whole Asia and Pacific region.

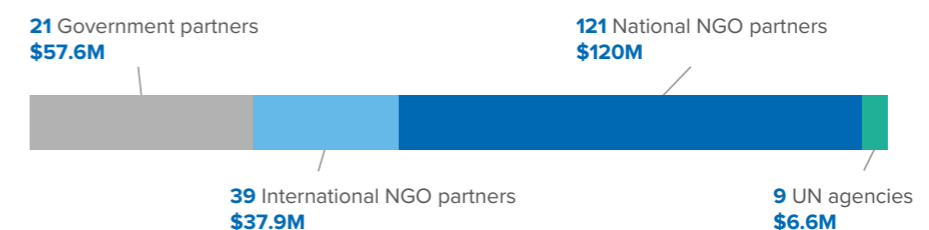
² Coordinates activities in Kazakhstan and also covers Turkmenistan and Uzbekistan.

³ Coordinates activities in Australia and covers New Zealand, Papua New Guinea and the Pacific Islands.

⁴ Coordinates activities in Thailand and also covers Cambodia, the Lao People's Democratic Republic, and Viet Nam.

EXPENDITURE VIA PARTNERS | 2022

\$222.2 million spent via 190 partners in Asia and the Pacific



VOLUNTARY CONTRIBUTIONS TO ASIA AND THE PACIFIC | USD

DONOR	Unearmarked	Softly earmarked	Earmarked	Tightly earmarked	TOTAL
United States of America		29,816,175	197,203,397	239,625	227,259,197
Germany		48,384,887		17,116,534	65,501,420
European Union				38,905,112	38,905,112
Japan		1,313,198	9,490,270	26,390,561	37,194,029
Australia		4,395,604	13,520,061	5,931,206	23,846,871
Italy			12,950,450	7,429,750	20,380,200
Special Trust Fund for Afghanistan			1,031,189	14,863,000	15,894,189
Switzerland		4,324,324	6,371,407	832,252	11,527,983
France			9,782,609		9,782,609
Denmark		7,647,296	1,347,709		8,995,005
Country-based pooled funds			3,204,732	5,599,981	8,804,713
United Kingdom of Great Britain and Northern Ireland		471	6,793,478	1,756,447	8,550,397
UN Joint Programmes				6,986,431	6,986,431
Central Emergency Response Fund				6,525,001	6,525,001
UNO-Flüchtlingshilfe (National partner in Germany)		4,791,222	1,563,463	79,455	6,434,140
Austria		4,145,078	120,740	1,851,852	6,117,670
Republic of Korea			1,846,000	4,252,883	6,098,883
Canada		784,929	4,462,436	474,509	5,721,874
Spain		2,068,252	3,094,211	139,843	5,302,306
Private donors in the United Arab Emirates		179,415	40,933	4,438,346	4,658,695
Private donors in Thailand		92,601	4,116,411		4,209,012
Sweden for UNHCR		436,229	32,799	3,496,022	3,965,049
Norway		1,113,214	2,602,560		3,715,774
UK for UNHCR		3,059,933	327,484	186,497	3,573,914
Finland		3,366,373			3,366,373
Private donors in Japan				3,273,234	3,273,234
Private donors in Denmark		58,061	2,414,614	318,853	2,791,528
Education Cannot Wait				2,648,879	2,648,879
Private donors in the Republic of Korea		392,927	17,168	2,208,080	2,618,176
Australia for UNHCR		1,975,684	145,868	408,734	2,530,287
Ireland		1,126,126	1,126,126		2,252,252
Sweden			2,011,859		2,011,859
USA for UNHCR		1,643,243	38,163	285,000	1,966,406
Private donors in Kuwait		13,848	54,915	1,614,340	1,683,104
Luxembourg			1,465,450		1,465,450
Kuwait			1,439,050		1,439,050
Qatar				1,420,721	1,420,721
Private donors in Canada		979,665	278,718	135,889	1,394,272
Private donors in Italy		1,184,663	293		1,184,956
Czechia				1,089,799	1,089,799
Netherlands			1,028,807		1,028,807
Private donors in Bahrain				1,000,000	1,000,000
Private donors in Switzerland		260,447	21,286	550,000	831,733
Private donors in the Philippines		9,373	812,292		821,664
China			800,000		800,000
Private donors in China		573,616	156,567	17,656	747,839
New Zealand			627,353		627,353
Private donors in France		156,391	157,300	281,787	595,479

.../...

.../...

VOLUNTARY CONTRIBUTIONS TO ASIA AND THE PACIFIC | USD

DONOR	Unearmarked	Softly earmarked	Earmarked	Tightly earmarked	TOTAL
España con ACNUR (National partner in Spain)		239,770	33,492	321,622	594,885
Private donors in the United States of America				530,070	530,070
Iceland		296,450	214,977		511,427
Japan for UNHCR		363,744	62,578		426,322
Private donors in Lebanon		104,337	13,895	265,930	384,161
United Arab Emirates				378,205	378,205
Jersey			278,487		278,487
UNAIDS			1,197	215,822	217,019
Private donors in Singapore		148,390	42,539	1,975	192,904
Estonia			167,377		167,377
Poland		100,000	50,000		150,000
Private donors in Qatar		14,483	10,535	114,431	139,449
Liechtenstein		108,225			108,225
Bulgaria			107,653		107,653
Russian Federation			100,000		100,000
Kazakhstan			50,000	43,346	93,346
Brunei Darussalam			69,823		69,823
UN-Women				64,738	64,738
IOM				63,253	63,253
Switzerland for UNHCR		47,777		12,150	59,927
UN COVID-19 Response and Recovery Fund				51,633	51,633
Kyrgyzstan				34,784	34,784
Guernsey			23,148		23,148
Miscellaneous private donors		220,440	162,355	174,364	557,159
SUBTOTAL^{1,2}		125,936,862	293,886,228	165,020,600	584,843,689
Indicative allocation of funds and adjustments ³	60,349,871	115,679,343	20,230,045	-12,695,665	183,563,594
TOTAL FUNDS AVAILABLE	60,349,871	241,616,205	314,116,273	152,324,935	768,407,283

¹ Contributions include 6.5% indirect support costs.² Includes contributions earmarked to the Afghanistan and Myanmar situations.³ Indicative allocations of funds and adjustments includes funds that UNHCR allocated to the region from unearmarked and softly earmarked funding as well as adjustments related to indirect support costs and carry-over.

© UNHCR/Quang Bui/maurk



Fast Retailing/UNIQLO helps Ukrainian refugees stay warm

In addition to a \$10 million cash donation for the Ukraine emergency response, Fast Retailing, the parent company of [UNIQLO](#), also donated more than 5,000 blankets and 63,000 HEATTECH items (thermal underwear) to displaced people in Ukraine. A further 16,253 bedding items were donated to refugees in Romania. The Fast Retailing/UNIQLO donations helped many forcibly displaced families stay warm during the harsh winter season. This was part of a total of 6.8 million pieces of UNIQLO clothing donated to UNHCR in 21 other countries in 2022. Since 2006, UNHCR has received over 48 million items of clothing which have been distributed in 59 countries.



Europe

UNHCR staff assist refugees fleeing Ukraine as they prepare to board a bus from the Republic of Moldova to safety in Romania, a voluntary relocation arranged by the Moldovan and Romanian Governments, supported by UNHCR and IOM.

© UNHCR/Mihai von Eremia

The number of forcibly displaced and stateless people in Europe rose to 21.8 million by the end of 2022, including almost 12.4 million refugees, 1.3 million asylum-seekers, 7.2 million internally displaced people (IDPs) and 474,000 who were stateless.

The Ukraine emergency prompted UNHCR to significantly scale up operations in Ukraine and neighbouring refugee-hosting countries. Inside Ukraine, UNHCR provided protection and assistance to 4.3 million IDPs, including cash assistance for nearly 1 million people. UNHCR's winterization activities such as cash top-ups, winterized non-food items, improvement of reception facilities, and repair of houses benefited nearly 1.5 million people. Humanitarian assistance was prioritized in frontline and newly accessible areas through over 650 humanitarian convoys, including inter-agency convoys. In refugee-hosting countries, UNHCR reached 500,000 refugees with cash and 500,000 with protection services. Nearly 5 million refugees from Ukraine registered under the [European Union's Temporary Protection Directive](#) and similar national schemes for inclusion in national systems and local

communities. In support of national responses, UNHCR coordinated 142 partners in seven countries through the [Regional Refugee Response Plan for Ukraine](#). UNHCR's support for refugees included protection counselling and support in accessing education, health care, assistance for specific needs, accommodation and livelihoods. Almost 186,000 people were reached by 39 "Blue Dot hubs" established by UNHCR, UNICEF and other partners to facilitate access to information, services and referrals for persons with specific needs. In addition, 1.7 million people were reached through the "Stay safe" campaign with key messages on protection.

In Türkiye, UNHCR's advocacy and cooperation with the Presidency of Migration Management (PMM) improved access to protection processes and services for Afghans, Iraqis, Syrians and Ukrainians. UNHCR supported PMM to update the data of 3 million people and assess the protection needs of 156,000. Some 10,000 refugees received cash assistance, 46,000 received in-kind assistance, while 77,000 accessed specialized services for specific needs. UNHCR submitted 20,400 refugees for

resettlement consideration while supporting 10,100 people to depart to other countries globally, an increase of 37% over 2021.

UNHCR continued its long-standing advocacy in favour of the European Commission's proposed "Pact on Migration and Asylum", an opportunity to create a legal framework for fair and fast asylum procedures and solidarity and responsibility-sharing mechanisms among States. UNHCR also engaged with EU institutions and Member States to seek innovative, lawful ways to better respond to and manage increasingly complex mixed movements to Europe, while cautioning against proposals that risked downgrading or externalizing asylum obligations, standards and practices.

159,400 refugees and migrants arrived by Mediterranean and north-west African maritime routes, a 29% rise, adding to pressure on national reception capacities. Arrivals doubled to 18,800 in Greece, increased 37% to 4,000 in Cyprus, and rose by 55% in Italy to reach 104,500. Over 400 refugees and migrants arrived in Malta, a 48% decline, and arrivals via the western Mediterranean and north-west African maritime routes decreased by 36% to 31,800.

The experience of temporary protection for Ukrainians served as an impetus for broader

inclusion efforts for refugees from elsewhere. This included identifying and addressing barriers to inclusion in national systems and access to services, and expanding private sector partnerships to facilitate employment opportunities. Refugee employment platforms were rolled out in six pilot countries in 2022 to facilitate access to decent work for forcibly displaced people.

Across the region, UNHCR advanced community-based approaches to protection and refugee participation through refugee-led organizations, ranging from community mobilization in Malta against female genital mutilation, to social integration and information sessions for LGBTIQ+ refugees in France, and language training in Georgia. The first [Refugee Advisory Board in Ireland](#) was established in March 2022, building on similar initiatives in Austria, Belgium, Bulgaria, Georgia, Switzerland and Türkiye. In the Western Balkans, the [Regional Housing Programme](#) had assisted 10,000 families by year-end, and construction was extended until June 2023 after COVID-related delays.

In 2022, over 23,800 submissions were made globally to resettle refugees in Europe. The region received over 21,300 people on resettlement, 37% of total global resettlement departures, down from 54% in 2021.

© UNHCR/Mihai von Eremia



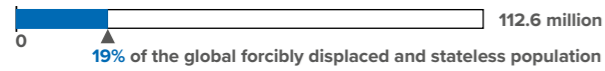
Epic Games raises millions to provide humanitarian relief for Ukraine

Together with the Fortnite community and Xbox, Epic Games raised \$144 million to support humanitarian organizations, including a contribution of more than \$26.5 million to UNHCR to provide humanitarian relief for people affected by the war in Ukraine. Epic Games committed all its Fortnite proceeds from in-game sales between March 20 and April 3, 2022, including in-game items and virtual currency bought in a shop or online. Xbox joined in this effort and committed its net proceeds for Fortnite during this time, to get more aid to people forced to flee from the conflict.

POPULATION AND FUNDING OVERVIEW

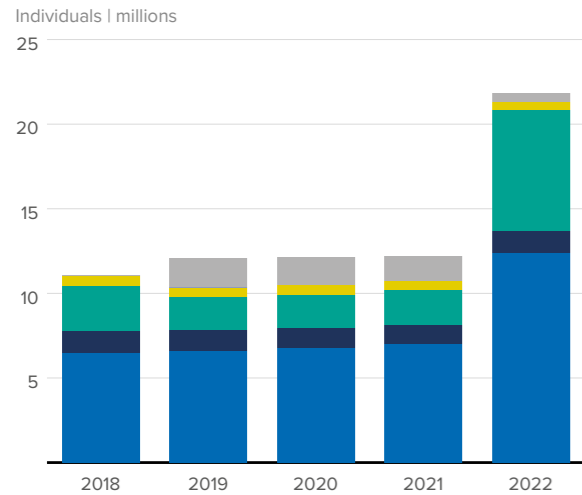
Forcibly displaced and stateless population

21.8 million forcibly displaced and stateless people | 2022



Displacement trend | 2018-2022

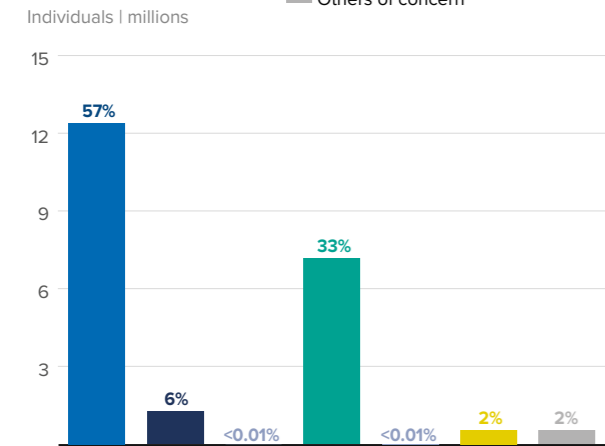
Refugees, Stateless persons¹, Asylum-seekers, Returned refugees and IDPs, IDPs, Others of concern



¹To avoid double-counting, this graph does not include stateless people who are also forcibly displaced. In Europe there are a total of 543,000 stateless people, but 69,000 of them are also forcibly displaced. In total, 2.5% of people who come under UNHCR's mandate in the region are stateless.

Breakdown by population type in 2022

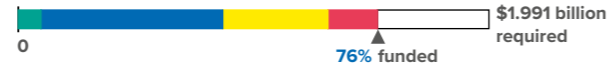
Refugees, IDPs, Asylum-seekers, IDP returnees, Refugee returnees, Stateless persons², Others of concern



²This chart shows the full number of stateless people, including those who are also displaced and thus counted in another category. The percentages represent the share of the regional total of forcibly displaced and stateless people. Due to double-counting of stateless displaced people, the percentages may add up to more than 100%.

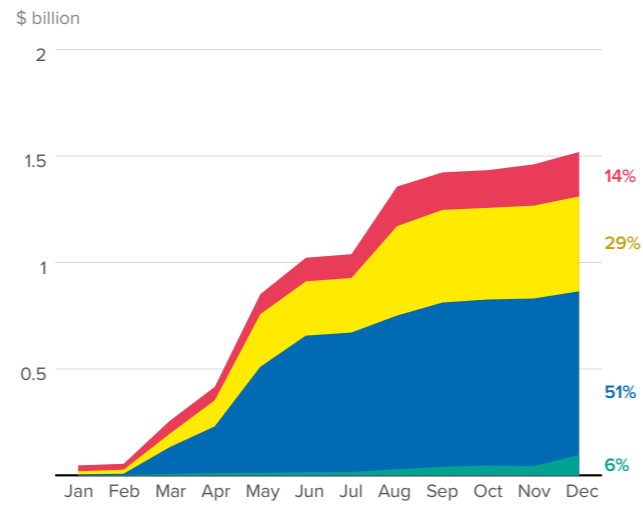
Regional funding and earmarking

\$1.520 billion funds available | 2022



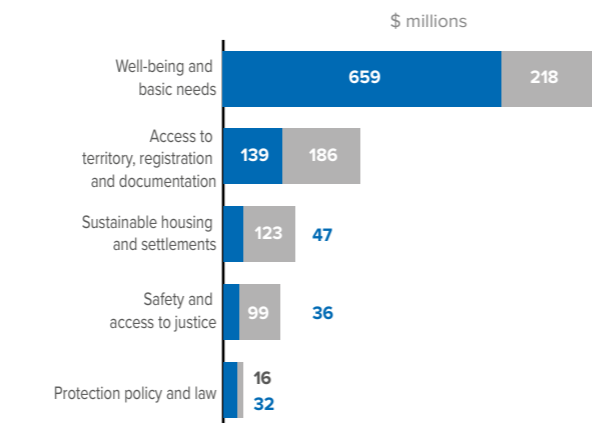
Monthly evolution of funding | 2022

Unearmarked, Earmarked, Softly earmarked, Tightly earmarked



Top five areas of expenditure in 2022

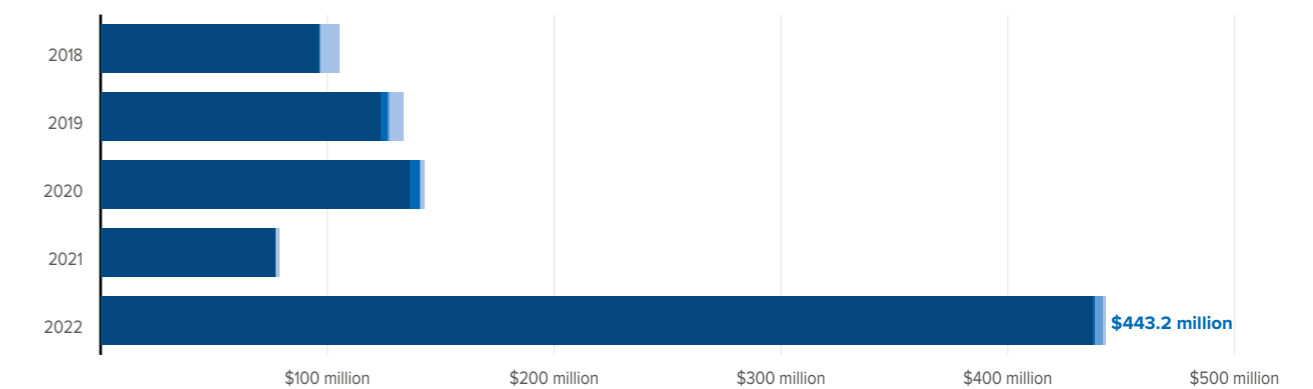
Expenditure, Unmet needs



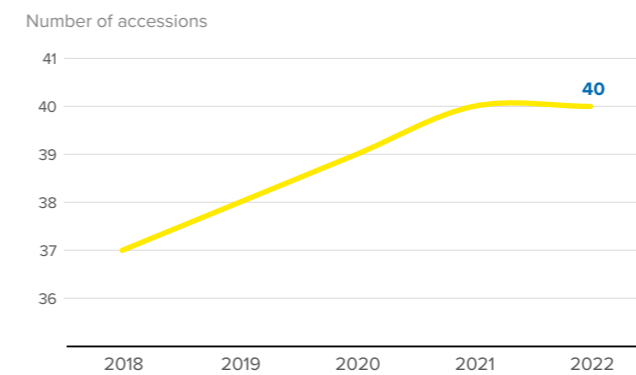
TRENDS IN RESPONSE

Cash assistance by sector | 2018-2022

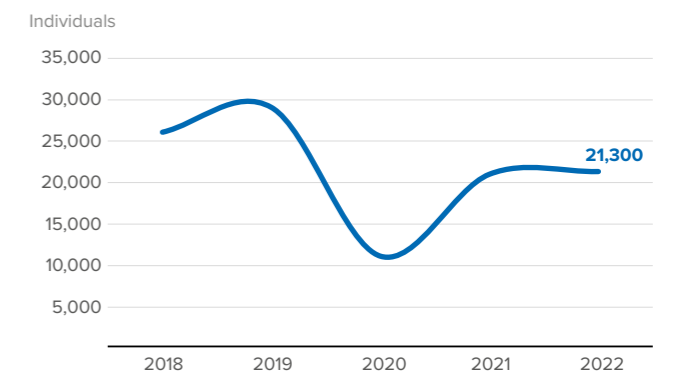
Basic needs, Seasonal grants, Life-saving support, Solutions



Number of States in Europe that have acceded to at least one of the statelessness conventions | 2018-2022



Resettlement departures to countries in Europe | 2018-2022



MULTISECTORAL MONITORING RESULTS

- Protection:** 2.7 million forcibly displaced and stateless people accessed protection services. 795,800 forcibly displaced and stateless children accessed protection services. (2021 result: 606,000)
- Basic needs:** 2.0 million forcibly displaced and stateless people received cash assistance. (2021 result: 463,000)
- Health:** 77,200 forcibly displaced and stateless people received mental health and psychosocial support services.
- Accountability to affected populations:** 60% of countries had a multi-channel feedback and response system that was designed based on consultations with forcibly displaced and stateless people.

For more detailed information on UNHCR's response please visit [Global Focus](#)

BUDGET AND EXPENDITURE IN EUROPE | USD

OPERATION		IA1	IA2	IA3	IA4	TOTAL	% OF REGIONAL TOTAL	% OF EXP VS BUDGET
		PROTECT	RESPOND	EMPOWER	SOLVE			
Regional Bureau for Europe ¹	Budget	4,216,878	11,957,204	2,970,768	2,188,314	21,333,164	1%	
	Expenditure	4,041,265	10,103,170	2,571,717	1,653,246	18,369,399	2%	86%
Regional activities for Europe ¹	Budget	18,620,883	52,800,488	13,118,273	9,663,168	94,202,812	5%	
	Expenditure	8,181,839	20,454,599	5,206,625	3,347,116	37,190,180	3%	39%
Other operations in Europe ¹	Budget	5,260,785	-	-	-	5,260,785	0%	
	Expenditure	4,332,876	-	-	-	4,332,876	0%	82%
SUBTOTAL	Budget	28,098,547	64,757,693	16,089,041	11,851,481	120,796,762	6%	
	Expenditure	16,555,981	30,557,769	7,778,342	5,000,363	59,892,455	5%	50%

EASTERN EUROPE

Armenia	Budget	4,080,520	-	-	9,710,742	13,791,261	1%	
	Expenditure	2,499,521	-	-	2,825,191	5,324,712	0%	39%
Azerbaijan	Budget	763,718	4,216,361	1,346,126	1,476,272	7,802,477	0%	
	Expenditure	334,499	2,149,499	1,127,739	845,583	4,457,320	0%	57%
Georgia	Budget	1,320,514	-	5,615,508	-	6,936,022	0%	
	Expenditure	866,729	-	3,691,460	-	4,558,189	0%	66%
Russian Federation	Budget	3,399,462	-	-	1,431,980	4,831,441	0%	
	Expenditure	3,467,573	-22	-	1,361,129	4,828,680	0%	100%
Türkiye	Budget	98,856,828	134,441,486	102,846,021	13,225,512	349,369,846	18%	
	Expenditure	38,675,287	34,879,890	15,180,590	7,461,946	96,197,713	9%	28%
Ukraine	Budget	50,694,588	669,783,113	3,952,960	4,869,339	729,300,000	37%	
	Expenditure	39,926,068	417,828,985	3,847,047	2,171,576	463,773,676	42%	64%
SUBTOTAL	Budget	159,115,628	808,440,960	113,760,615	30,713,844	1,112,031,047	56%	
	Expenditure	85,769,675	454,858,353	23,846,836	14,665,426	579,140,290	52%	52%

NORTHERN, WESTERN, CENTRAL AND SOUTHERN EUROPE

Belgium Multi-Country Office ²	Budget	11,405,879	-	-	-	11,405,879	1%	
	Expenditure	10,471,504	-	-	-	10,471,504	1%	92%
Bulgaria	Budget	1,943,238	18,218,261	-	-	20,161,499	1%	
	Expenditure	1,600,852	4,246,838	-	-	5,847,690	1%	29%
Croatia	Budget	1,212,078	-	-	905,135	2,117,213	0%	
	Expenditure	1,065,681	-	-	672,314	1,737,995	0%	82%
Cyprus	Budget	3,187,063	-	-	-	3,187,063	0%	
	Expenditure	2,148,221	-	-	-	2,148,221	0%	67%
France	Budget	4,504,891	-	-	-	4,504,891	0%	
	Expenditure	3,781,032	-	-	-	3,781,032	0%	84%
Germany	Budget	2,537,076	-	-	-	2,537,076	0%	
	Expenditure	2,032,938	-	-	-	2,032,938	0%	80%
Greece	Budget	38,555,893	-	9,680,862	13,263,244	61,499,999	3%	
	Expenditure	11,911,766	-	5,852,810	6,217,919	23,982,495	2%	39%
Hungary Multi-Country Office ³	Budget	6,252,822	211,057,116	-	-	217,309,939	11%	
	Expenditure	4,525,682	142,171,530	72	34	146,697,318	13%	68%
Italy Multi-Country Office ⁴	Budget	5,853,968	-	7,831,671	8,266,165	21,951,803	1%	
	Expenditure	3,698,206	-	5,918,572	4,757,511	14,374,289	1%	65%
Malta	Budget	1,038,735	-	841,172	-	1,879,908	0%	
	Expenditure	636,053	-	461,258	-	1,097,311	0%	58%
Poland	Budget	15,526,771	195,714,473	-	-	211,241,244	11%	
	Expenditure	1,763,716	164,811,056	-	-	166,574,772	15%	79%

.../...

.../...

BUDGET AND EXPENDITURE IN EUROPE | USD

OPERATION		IA1	IA2	IA3	IA4	TOTAL	% OF REGIONAL TOTAL	% OF EXP VS BUDGET
		PROTECT	RESPOND	EMPOWER	SOLVE			
Romania	Budget	770,828	145,000,000	-	1,641,083	147,411,912	7%	
	Expenditure	568,358	55,457,100	-	1,431,437	57,456,895	5%	39%
Spain Multi-Country Office ⁵	Budget	4,571,702	-	592,811	629,695	5,794,208	0%	
	Expenditure	3,708,713	-	545,219	595,003	4,848,936	0%	84%
Sweden Multi-Country Office ⁶	Budget	4,119,065	6,000,000	-	1,451,976	11,571,040	1%	
	Expenditure	3,259,657	615,260	-	1,154,769	5,029,687	0%	43%
United Kingdom of Great Britain and Northern Ireland	Budget	1,389,541	-	-	1,203,556	2,593,097	0%	
	Expenditure	1,317,030	-	-	1,139,967	2,456,997	0%	95%
SUBTOTAL	Budget	102,869,550	575,989,850	18,946,516	27,360,854	725,166,770	36%	
	Expenditure	52,489,409	367,301,784	12,777,932	15,968,954	448,538,079	41%	62%

SOUTH-EASTERN EUROPE

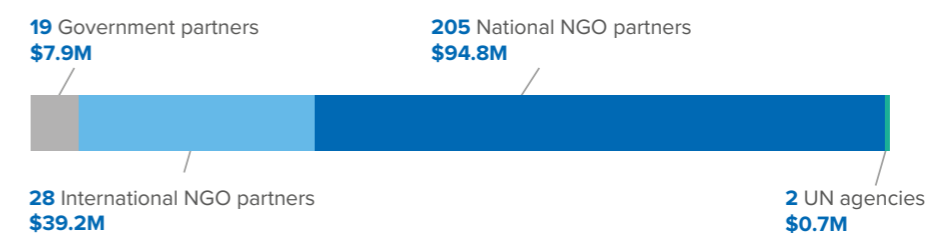
Albania	Budget	2,061,120	-	-	1,438,880	3,500,000	0%	
	Expenditure	1,071,712	-	-	1,052,558	2,124,270	0%	61%
Bosnia and Herzegovina	Budget	7,979,556	-	-	2,552,368	10,531,924	1%	
	Expenditure	3,565,501	-	-	1,443,912	5,009,413	0%	48%
Kosovo (S/RES/1244 (1999))	Budget	2,397,978	-	-	961,625	3,359,603	0%	
	Expenditure	1,248,327	-	-	736,352	1,984,679	0%	59%
Montenegro	Budget	2,167,255	-	-	396,697	2,563,952	0%	
	Expenditure	1,540,015	-	-	335,857	1,875,872	0%	73%
North Macedonia	Budget	3,498,700	-	-	-	3,498,700	0%	
	Expenditure	2,260,719	-	-	-	2,260,719	0%	65%
Serbia	Budget	-	5,884,967	3,736,043	-	9,621,010	0%	
	Expenditure	-	3,742,319	2,241,630	-	5,983,948	1%	62%
SUBTOTAL	Budget	18,104,608	5,884,967	3,736,043	5,349,571	33,075,189	2%	
	Expenditure	9,686,274	3,742,319	2,241,630	3,568,679	19,238,901	2%	58%

TOTAL	Budget	308,188,333	1,455,073,470	152,532,215	75,275,750	1,991,069,768	100%	
	Expenditure	164,501,340	856,460,225	46,644,740	39,203,421	1,106,809,726	100%	56%

¹ Regional Bureau, regional activities and Other operations in Europe cover the whole Europe region.
² Coordinates activities in Belgium, Ireland, Malta (EASO), Netherlands, Poland (FRONTEX) and also covers Luxembourg.
³ Coordinates activities in Croatia, Czechia, Hungary and also covers the Republic of Moldova, Slovakia and Slovenia.
⁴ Coordinates activities in Italy and also covers the Holy See and San Marino.
⁵ Coordinates activities in Spain and also covers Andorra and Portugal.
⁶ Coordinates activities in Denmark, Lithuania and Sweden and also covers Estonia, Finland, Iceland, Latvia and Norway.

EXPENDITURE VIA PARTNERS | 2022

\$142.5 million spent via 254 partners in Europe



VOLUNTARY CONTRIBUTIONS TO EUROPE | USD

DONOR	Unearmarked	Softly earmarked	Earmarked	Tightly earmarked	TOTAL
United States of America		51,000,000	367,761,868	13,632	418,775,500
Sweden for UNHCR		127,123,632		2,794,348	129,917,980
European Union				104,093,857	104,093,857
USA for UNHCR		84,351,062		8,733,318	93,084,380
Germany		83,996,027		1,484,410	85,480,436
Japan for UNHCR		83,668,446		876,347	84,544,793
France		20,779,878	1,156,816	26,236,162	48,172,856
Japan		12,775,132	17,070,382	13,470,353	43,315,867
UK for UNHCR		38,337,563	137,177	4,260,868	42,735,608
UNO-Flüchtlingshilfe (National partner in Germany)		41,969,596		26,693	41,996,289
Private donors in Netherlands		31,174,577	58,275	8,339,975	39,572,827
United Kingdom of Great Britain and Northern Ireland		34,453,205	36,991	573,203	35,063,399
Private donors in Italy		30,583,370	1,520,375	1,228,044	33,331,789
Private donors in France		28,115,330	162	2,548,045	30,663,536
España con ACNUR (National partner in Spain)		26,154,918	1,193,453	3,275,832	30,624,203
Norway		19,283,534	8,149,783		27,433,316
Italy		8,988,764	913,361	16,493,785	26,395,910
Switzerland for UNHCR		17,528,265		5,203,065	22,731,330
Canada		7,864,127	12,157,473	526,183	20,547,783
Country-based pooled funds				20,147,840	20,147,840
Sweden		8,650,924	5,139,274	1,521,063	15,311,261
Denmark			12,691,304	1,174,438	13,865,742
Private donors in Denmark		12,036,218		840,958	12,877,176
Central Emergency Response Fund				12,000,090	12,000,090
Private donors in Czechia		11,239,093		48,195	11,287,289
Spain		4,233,024	4,223,865	2,664,506	11,121,396
Private donors in Switzerland		10,668,612		969	10,669,581
Private donors in Canada		10,598,310		66,960	10,665,270
Australia for UNHCR		9,781,667			9,781,667
Republic of Korea			9,000,000		9,000,000
Australia		7,220,217			7,220,217
UNICEF				6,322,068	6,322,068
Finland			5,855,856		5,855,856
Ireland		3,285,871	2,444,404		5,730,275
Switzerland		5,204,027		339,310	5,543,336
Private donors in Belgium		1,838,239	3,286,849	44,360	5,169,448
Saudi Arabia			5,000,000		5,000,000
Austria		3,833,516	13,965	875,557	4,723,038
Private donors in the Republic of Korea		4,383,569			4,383,569
Private donors in the United States of America		3,610,915		164,704	3,775,619
Private donors in China		2,317,065			2,317,065
Czechia			2,191,145	38,100	2,229,245
Luxembourg		582,751	1,599,147	19,296	2,201,194
Private donors in Luxembourg		1,317,789	208,768	510,000	2,036,558
Private donors in Finland		1,992,191			1,992,191
Serbia			1,583,949	112,318	1,696,267
New Zealand		1,396,648			1,396,648
Private donors in Nigeria		1,158,928			1,158,928
Iceland		398,851	742,644		1,141,496
Private donors in Bahrain		1,000,003			1,000,003
Private donors in Sweden				978,300	978,300
Private donors in Japan				886,368	886,368
Private donors in Lebanon		832,306			832,306
Private donors in Greece		629,544	1,034	163,095	793,673

.../...

.../...

VOLUNTARY CONTRIBUTIONS TO EUROPE | USD

DONOR	Unearmarked	Softly earmarked	Earmarked	Tightly earmarked	TOTAL
Private donors in Singapore		644,558			644,558
Private donors in Saudi Arabia		3,194	500,000		503,194
Kuwait		500,000			500,000
WFP				494,211	494,211
Slovenia		449,438			449,438
Private donors in Brazil		420,940	1,543		422,483
Romania		309,440		104,561	414,001
United Arab Emirates				400,000	400,000
UNFPA				400,000	400,000
Hungary				360,000	360,000
Jersey		342,097			342,097
Private donors in Mexico		326,394			326,394
Liechtenstein		216,216	108,108		324,324
Private donors in Thailand		310,870			310,870
Guernsey		309,406			309,406
Russian Federation			200,000	100,000	300,000
Estonia		194,506	53,305		247,811
Private donors in Iceland		235,826			235,826
Private donors in Norway		225,424			225,424
Slovakia			210,084		210,084
Poland			119,674	87,000	206,674
Colombia		200,000			200,000
Mexico		200,000			200,000
Private donors in Ireland		169,676			169,676
Private donors in Cyprus		163,043			163,043
Start-up Fund for Safe, Orderly and Regular Migration				157,620	157,620
Chile		150,000			150,000
Faroe Islands		147,297			147,297
Malta		51,311	83,014		134,325
Latvia			131,435		131,435
Argentina		127,164			127,164
Fundación ACNUR Comité Argentino (National partner in Argentina)		126,410			126,410
Monaco		109,529			109,529
Private donors in Egypt		100,256			100,256
Armenia				98,000	98,000
ILO				89,524	89,524
Bulgaria		87,287			87,287
Israel				51,407	51,407
Falkland Islands (Malvinas)		48,655			48,655
Azerbaijan				43,612	43,612
Greece			40,161		40,161
UNAIDS				33,000	33,000
Cyprus			32,859		32,859
Miscellaneous private donors		382,557	99	15,793	398,448
SUBTOTAL^{1,2}		862,909,195	465,618,604	251,531,342	1,580,059,142
Indicative allocation of funds and adjustments ³	96,105,989	-94,178,950	-20,275,697	-42,187,475	-60,536,133
TOTAL FUNDS AVAILABLE	96,105,989	768,730,245	445,342,907	209,343,868	1,519,523,009

¹ Contributions include 6.5% indirect support costs.² Includes contributions earmarked to the Ukraine and Central Mediterranean Route situations.³ Indicative allocations of funds and adjustments includes funds that UNHCR allocated to the region from unearmarked and softly earmarked funding as well as adjustments related to indirect support costs and carry-over.

The Middle East and North Africa

Fajer, 48, a Syrian refugee widow, lives in a small flat in Amman, Jordan, with her son Nour, who suffers from heart issues. They depend on UNHCR's monthly cash assistance to pay their daily expenses and rent.

© UNHCR/Jordi Matas

By the end of 2022, the Middle East and North Africa hosted 2.4 million refugees, 12.6 million internally displaced people (IDPs), 251,800 asylum-seekers and 370,300 stateless persons. The region endured political and economic instability, a fragile security environment and an uncertain funding situation in 2022. Rising food and fuel prices made the solidarity of host countries and generosity of donors vital. The [Vulnerability Assessment of Syrian Refugees in Lebanon](#) found almost 90% were in extreme poverty and needed assistance to survive. In [Yemen](#), 78% of the population was living below the poverty line, making life even more precarious for the 90,700 refugees and asylum-seekers and 4.5 million displaced Yemenis, 75% of them women and children. In Algeria, the cost of food doubled for over 90,000 Sahrawi refugees in Tindouf, who were increasingly at risk from malnutrition.

UNHCR conducts refugee status determination under its mandate in 17 of the region's 18 countries and, in 2022, it newly registered almost

200,000 individuals, a 60% increase on 2021. 32,100 new asylum-seekers, 44% of them children, were identified and registered in North Africa, primarily Malians, Sudanese and Syrians. 117,000 refugees and migrants crossed by sea from North Africa to Europe, 23% more than in 2021. 24,800 were disembarked in Libya after rescue or interception. Sea arrivals to Yemen more than doubled from 2021, and attempts to cross the sea to Europe from Lebanon tripled. 2,200 refugees and migrants died on routes between North Africa and Europe, 61% of them in the central Mediterranean.

Across the region, UNHCR strengthened accountability mechanisms and participation of refugees and host communities, responding to 1.8 million calls on issues such as registration, cash assistance, durable solutions, protection and health. 1.5 million community members were reached through volunteer groups and community centres in Algeria, Iraq, Israel, Jordan, Lebanon, Libya, the Syrian Arab Republic (Syria) and elsewhere.

Around 2.2 million of the region's forcibly displaced and stateless people were school-aged. They faced complex protection challenges, a risk of dropping out of school and limited employment prospects. UNHCR worked to strengthen national education systems and support the safe return to schools after COVID-19 lockdowns. 130,000 children in Iraq, Jordan, Lebanon and Türkiye benefited from specialized services, while nearly 100,000 children participated in child protection and psychosocial support programmes. Almost 70,000 adults benefited from parenting support. Despite underfunding, UNHCR distributed over \$323 million in [cash](#) to 2.2 million individuals, half of them children. Most was spent on food, rent, health and utilities. UNHCR provided 1 million people with core relief items and tents, and maintained cross-border support for the emergency response in north-western Syria.

UNHCR and UNDP co-led the [Regional Refugee and Resilience Plan \(3RP\)](#) in response to the Syria crisis, coordinating the work of more than 270 partners and connecting the response with longer-term national growth and development strategies. With gender-based violence being a priority, over 158,800 survivors and people at risk benefited from an array of services through the 3RP.

In [Iraq](#), UNHCR strove to empower displaced and host communities through social protection and access to public services and the labour market, and assisted individuals to obtain 72,000 civil documents. UNHCR prepared to shift from emergency response towards an area-based development approach in 2023.

In [Libya](#), UNHCR provided critical protection services at its Community Day Centre and life-saving assistance at detention centres and disembarkation points. 2,200 vulnerable people departed to safety via emergency evacuations, resettlement and complementary pathways, and 22,400 internally displaced Libyans returned to their homes.

51,300 Syrians returned home in 2022, up from 36,500 in 2021, but fewer of those remaining in exile [expressed a wish or a plan to return](#). UNHCR identified 777,000 Syrian refugees needing resettlement. UNHCR assisted returning Syrian refugees through a network of community centres, and undertook dialogue with the Government to address obstacles to voluntary return. UNHCR submitted 24,400 refugees for resettlement from the region – an increase of 19% compared to 2021 – and another 20,400 were submitted from Türkiye, 17,000 of them Syrians. Over 31,000 people departed on resettlement.

© UNHCR/Chirah Media



The Royal Humanitarian Foundation provides life-saving assistance to families forced to flee

In 2022, the Kingdom of Bahrain's [Royal Humanitarian Foundation](#) made three contributions to UNHCR, totalling \$3,025,000. The contributions supported UNHCR's emergency response in Ukraine and neighbouring countries, funded cash assistance and core relief items for thousands of Syrian refugees in Jordan and enabled the distribution of solar panels in the aftermath of Afghanistan's earthquake.

POPULATION AND FUNDING OVERVIEW

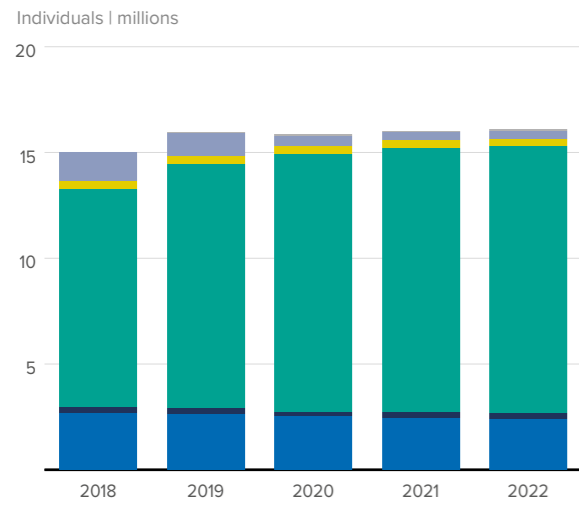
Forcibly displaced and stateless population

16.1 million people | 2022



Displacement trend | 2018-2022

Refugees, Stateless persons, Asylum-seekers, Returned refugees and IDPs, IDPs, Others of concern



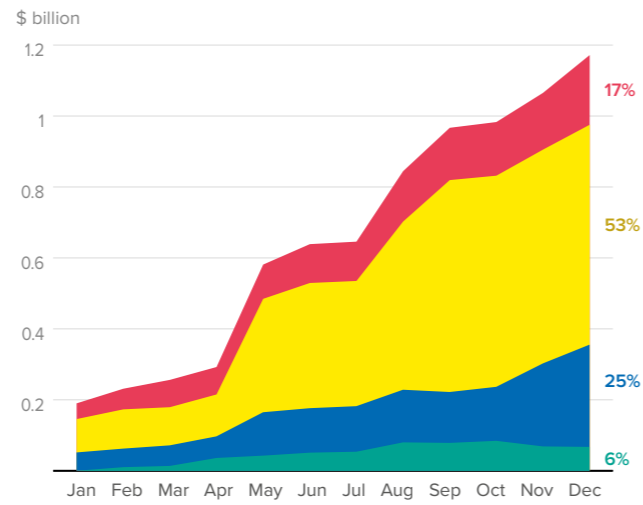
Regional funding and earmarking

\$1.172 billion funds available | 2022



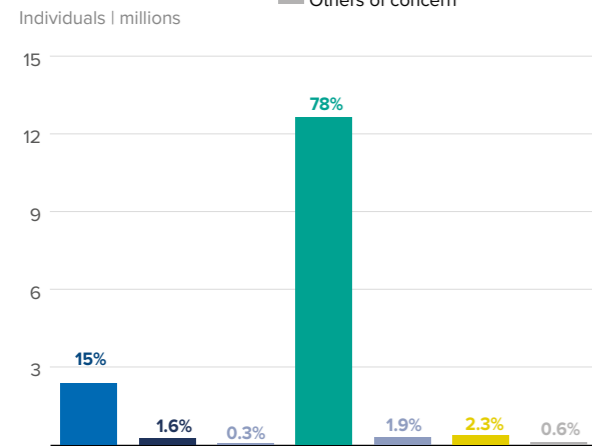
Monthly evolution of funding | 2022

Unearmarked, Earmarked, Softly earmarked, Tightly earmarked



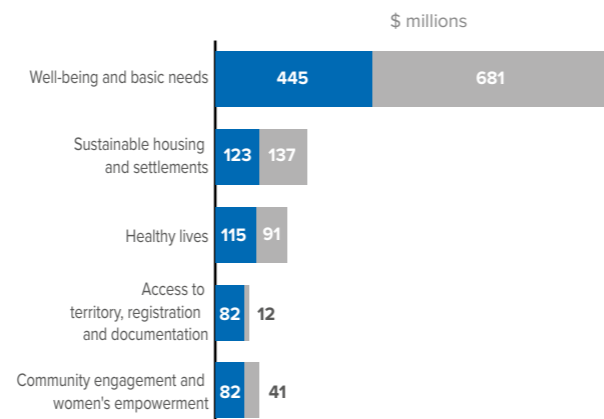
Breakdown by population type in 2022

Refugees, IDPs, Asylum-seekers, IDP returnees, Refugee returnees, Stateless persons, Others of concern



Top five areas of expenditure in 2022

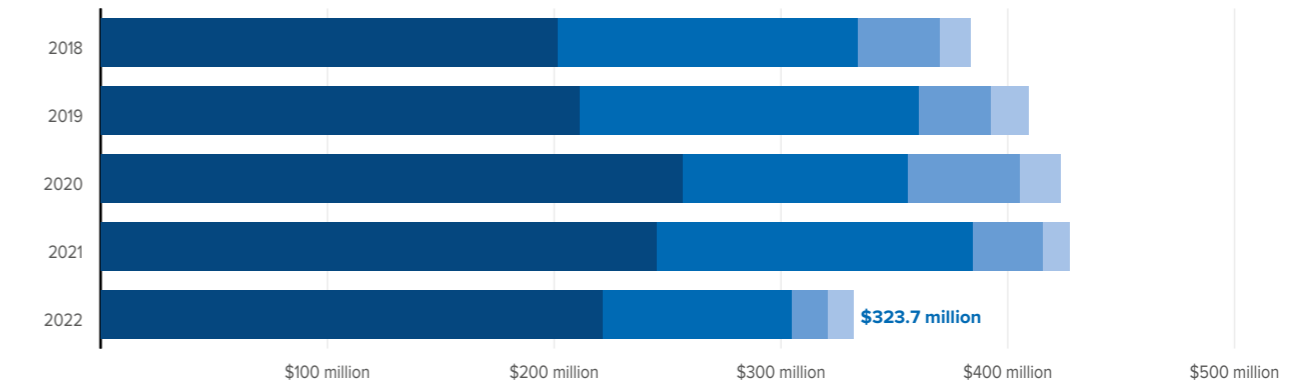
Expenditure, Unmet needs



TRENDS IN RESPONSE

Cash assistance by sector | 2018-2022¹

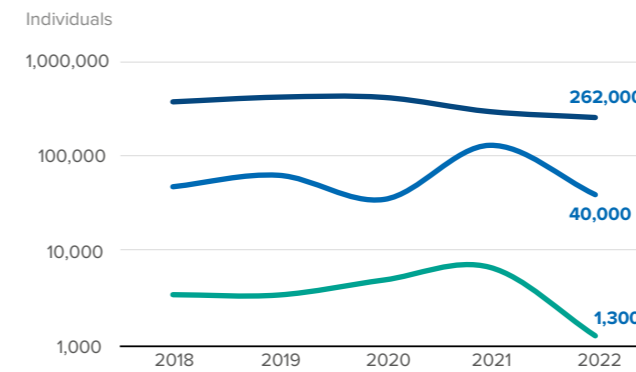
Basic needs, Seasonal grants, Life-saving support, Solutions



¹ Figures include cash assistance in Türkiye related to the Syria and Iraq situations.

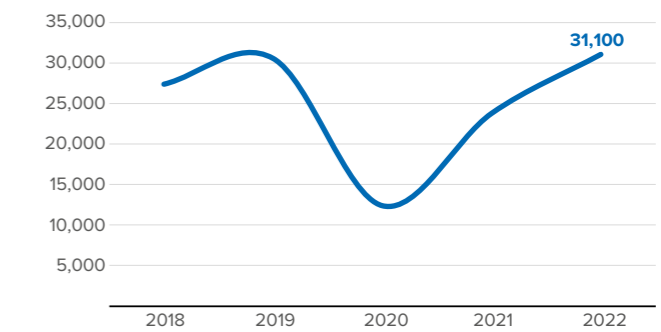
Education enrolment | 2018-2022

Primary, Secondary, Tertiary



Resettlement departures | 2018-2022²

Individuals



² Resettlement figures include departures from Türkiye.

MULTISECTORAL MONITORING RESULTS

Protection

4.0 million forcibly displaced and stateless people accessed protection services

• 2021 result: 5.9 million

1.2 million forcibly displaced and stateless children accessed protection services

Basic needs

4.5 million forcibly displaced and stateless people received cash assistance

• 2021 result: 6.2 million

Nutrition

4,600 children 6-59 months admitted for treatment of moderate acute malnutrition (MAM)

2,000 children 6-59 months admitted for treatment of severe acute malnutrition (SAM)

Health

2.2 million forcibly displaced and stateless people received essential healthcare services

• 2021 result: 1.2 million

69,800 women and girls received sexual and reproductive health services (ante- or post-natal care, delivery, contraceptive or gender-based violence clinical services)

• 2021 result: 60,200

138,300 forcibly displaced and stateless people received mental health and psychosocial support services

For more detailed information on UNHCR's response please visit [Global Focus](#)

BUDGET AND EXPENDITURE IN THE MIDDLE EAST AND NORTH AFRICA | USD

OPERATION		IA1	IA2	IA3	IA4	TOTAL	% TOTAL	% OF EXP VS BUDGET
		PROTECT	RESPOND	EMPOWER	SOLVE			
		Attaining Favourable Protection Environments	Realizing Basic Rights in Safe Environments	Empowering Communities and Achieving Gender Equality	Securing Solutions			
Regional Bureau for Middle East and North Africa ¹	Budget	4,456,832	12,637,559	3,139,796	2,312,833	22,547,020	1%	
	Expenditure	4,105,372	10,263,442	2,612,513	1,679,473	18,660,800	2%	83%
Regional activities for Middle East and North Africa ¹	Budget	5,930,027	16,814,946	4,177,670	3,077,357	30,000,000	1%	
	Expenditure	555,851	1,389,631	353,724	227,394	2,526,601	0%	8%
SUBTOTAL	Budget	10,386,859	29,452,504	7,317,466	5,390,191	52,547,020	2%	
	Expenditure	4,661,224	11,653,073	2,966,238	1,906,867	21,187,401	2%	40%

MIDDLE EAST

Other operations in the Middle East ¹	Budget	3,347,500	1,426,475	-	15,665,975	20,439,950	1%	
	Expenditure	3,293,086	1,214,298	-	13,713,322	18,220,706	2%	89%
Iraq	Budget	45,131,455	195,930,798	16,793,571	89,502,844	347,358,668	14%	
	Expenditure	29,991,767	75,838,421	14,138,739	27,440,069	147,408,996	13%	42%
Israel	Budget	6,516,743	-	-	1,025,195	7,541,938	0%	
	Expenditure	3,342,056	-	-	912,033	4,254,089	0%	56%
Jordan	Budget	52,809,945	298,150,990	45,289,042	12,128,205	408,378,182	17%	
	Expenditure	20,106,523	163,333,448	17,903,011	5,024,656	206,367,638	18%	51%
Lebanon	Budget	37,424,046	450,158,531	44,495,898	2,247,660	534,326,135	22%	
	Expenditure	40,157,131	217,662,708	38,011,029	2,486,656	298,317,525	26%	56%
Saudi Arabia Multi-Country Office ²	Budget	5,553,128	6,111,299	-	-	11,664,427	0%	
	Expenditure	5,450,533	4,372,395	37	24	9,822,989	1%	84%
Syrian Arab Republic	Budget	46,779,176	319,571,999	98,622,620	105,056	465,078,851	19%	
	Expenditure	15,476,776	83,897,296	57,936,510	43,493	157,354,075	14%	34%
Yemen	Budget	25,503,913	251,470,498	-	14,487,500	291,461,911	12%	
	Expenditure	20,670,769	122,284,750	1,427	5,376,793	148,333,739	13%	51%
SUBTOTAL	Budget	223,065,906	1,522,820,589	205,201,131	135,162,435	2,086,250,061	86%	
	Expenditure	138,488,640	668,603,318	127,990,754	54,997,046	990,079,757	86%	47%

NORTH AFRICA

Algeria	Budget	4,298,516	31,003,861	8,792,983	776,336	44,871,697	2%	
	Expenditure	2,538,493	14,223,097	3,728,316	527,997	21,017,903	2%	47%
Egypt	Budget	26,109,163	66,259,930	27,747,260	5,873,296	125,989,649	5%	
	Expenditure	14,307,004	17,733,975	11,628,131	1,247,802	44,916,912	4%	36%
Libya	Budget	15,759,285	45,729,187	6,237,254	2,274,274	70,000,000	3%	
	Expenditure	8,105,137	23,363,454	4,463,095	2,031,711	37,963,396	3%	54%
Mauritania	Budget	4,883,206	17,074,645	5,862,515	3,075,438	30,895,804	1%	
	Expenditure	5,791,639	12,134,439	2,889,855	1,987,514	22,803,447	2%	74%
Morocco	Budget	1,183,500	-	8,316,500	-	9,500,000	0%	
	Expenditure	1,887,581	-	5,493,826	-	7,381,407	1%	78%
Tunisia	Budget	5,967,514	-	2,543,006	-	8,510,520	0%	
	Expenditure	4,560,271	23	2,006,306	4	6,566,604	1%	77%
Western Sahara - Confidence building measures	Budget	-	1,965,344	2,140,276	-	4,105,620	0%	
	Expenditure	-	-	1,746,958	-	1,746,958	0%	43%
SUBTOTAL	Budget	58,201,185	162,032,968	61,639,794	11,999,344	293,873,290	12%	
	Expenditure	37,190,125	67,454,987	31,956,487	5,795,027	142,396,626	12%	48%

TOTAL	Budget	291,653,950	1,714,306,061	274,158,391	152,551,969	2,432,670,371	100%	
	Expenditure	180,339,989	747,711,378	162,913,479	62,698,939	1,153,663,785	100%	47%

¹ Regional Bureau, regional activities and Other operations in the Middle East cover the whole Middle East and North Africa region.

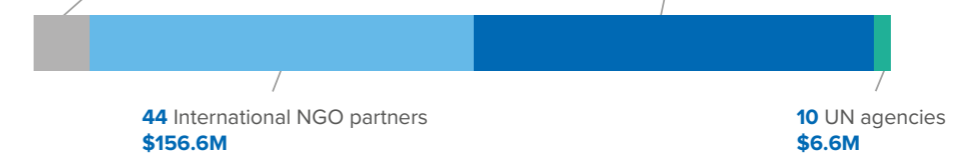
² Includes activities in Kuwait and in the United Arab Emirates.

EXPENDITURE VIA PARTNERS | 2022

\$349.8 million spent via **181** partners in the Middle East and North Africa

24 Government partners
\$22.6M

103 National NGO partners
\$164M



Women from a refugee volunteer group tend tree saplings at the Mbera refugee camp in Mauritania. The group, Volontaires Réfugiés pour la Propriété du Camp (Refugee Volunteers for Camp Cleanliness), is led by Hamo Walet Mohamed Ali, 35, a Malian refugee and single mother-of-four who has been living at the camp since 2012.

© UNHCR/Colin Delfosse

VOLUNTARY CONTRIBUTIONS TO THE MIDDLE EAST AND NORTH AFRICA | USD

DONOR	Unearmarked	Softly earmarked	Earmarked	Tightly earmarked	TOTAL
United States of America		25,800,000	501,006,161	463,843	527,270,004
Germany		214,189,730	23,237,729	2,561,151	239,988,610
European Union				50,829,246	50,829,246
Netherlands			15,247,436	29,941,633	45,189,069
Japan		738,674	4,000,000	20,923,529	25,662,202
Canada			25,510,204	115,020	25,625,224
Italy			6,685,911	9,821,627	16,507,539
UNO-Flüchtlingshilfe (National partner in Germany)		10,695,102	3,552,695	10,363	14,258,159
Central Emergency Response Fund				13,922,742	13,922,742
Denmark		7,701,962	1,862,731	2,524,870	12,089,563
Private donors in Qatar		57,781	13,118	10,318,410	10,389,310
Private donors in the United Arab Emirates		515,844	93,075	8,858,658	9,467,577
France			8,913,043	271,739	9,184,783
United Kingdom of Great Britain and Northern Ireland			671	8,431,905	8,432,576
Norway			6,964,452	1,280,995	8,245,447
Qatar		1,451,624		6,502,672	7,954,296
Private donors in Japan				7,201,294	7,201,294
Switzerland			6,663,513	278,147	6,941,660
Sweden		2,647,183	3,176,620	233,126	6,056,929
Austria			2,211,362	3,540,948	5,752,310
Country-based pooled funds			1,421,235	3,774,984	5,196,219
Belgium				4,012,036	4,012,036
Spain				3,348,429	3,348,429
Private donors in Lebanon		280,046	48,841	2,229,843	2,558,731
Finland		2,252,252			2,252,252
Kuwait			129,756	2,035,734	2,165,490
Private donors in the Republic of Korea		1,931,345	5,461		1,936,805
USA for UNHCR		133,951	70,384	1,538,918	1,743,252
Luxembourg			1,548,576	174,825	1,723,401
Republic of Korea			1,700,000		1,700,000
Ireland			1,689,189		1,689,189
UK for UNHCR		568,957	534,220	310,799	1,413,976
Australia for UNHCR		987,689	260,128	164,164	1,411,981
Private donors in Canada		156,063	614,305	606,041	1,376,410

.../...

.../...

VOLUNTARY CONTRIBUTIONS TO THE MIDDLE EAST AND NORTH AFRICA | USD

DONOR	Unearmarked	Softly earmarked	Earmarked	Tightly earmarked	TOTAL
Private donors in Kuwait		161,311	39,423	1,061,394	1,262,128
Private donors in Egypt		64,967	41,613	1,020,604	1,127,184
Australia			1,098,901		1,098,901
Private donors in Saudi Arabia		114,149	11,710	959,489	1,085,349
Private donors in Bahrain				1,025,000	1,025,000
Russian Federation		300,000	500,000		800,000
Monaco				643,358	643,358
Private donors in China		504,525	20,692	72,809	598,025
Private donors in the United States of America			500,000		500,000
Private donors in Luxembourg				477,327	477,327
Iceland		236,967	222,338		459,304
Switzerland for UNHCR		2,689	1,127	263,158	266,974
Greece				250,501	250,501
Private donors in Thailand				214,284	214,284
Poland		208,073			208,073
Private Donors in the Middle East and North Africa		70,836	14,557	105,843	191,236
African Development Bank Group				180,315	180,315
Private donors in Singapore		18,411	18,133	120,194	156,738
Private donors in Oman		38,270	4,996	70,007	113,273
Liechtenstein		108,225			108,225
Morocco				95,811	95,811
Malta		41,152	45,045		86,197
United Nations Conflict-Related Sexual Violence Prevention MPTF				44,296	44,296
UNAIDS				41,625	41,625
Slovenia		33,708			33,708
United Nations Peacebuilding Fund				23,333	23,333
Miscellaneous private donors		239,172	237,539	65,029	541,740
SUBTOTAL^{1,2}		272,250,660	619,916,890	202,962,068	1,095,129,617
Indicative allocation of funds and adjustments ³	67,287,251	15,989,867	-405,599	-6,076,190	76,795,329
TOTAL FUNDS AVAILABLE	67,287,251	288,240,527	619,511,290	196,885,878	1,171,924,946

¹ Contributions include 6.5% indirect support costs.² Includes contributions earmarked to the Iraq and Syria situations.³ Indicative allocations of funds and adjustments includes funds that UNHCR allocated to the region from unearmarked and softly earmarked funding as well as adjustments related to indirect support costs and carry-over.

Impact Areas



Girls attend class at Lower Sheikh Mesri High School in Jalalabad, Afghanistan, where a UNHCR-supported pilot project engages volunteer teachers. As girls above Year 6 cannot now go to school in Afghanistan, the premises are used for boys only from Year 7 and above in the afternoon.

© UNHCR/Oxygen Film Studio (AFG)

In 2022, UNHCR was able to see measurable change due to its work and that of partners in all four Impact Areas, a remarkable achievement given the unprecedented displacement, with disasters in multiple countries, from Ukraine to the Horn of Africa, Afghanistan and beyond. The Ukraine emergency created a historic surge in the numbers of people in need of international protection. The response to the crisis was rapid and marked by an outpouring of empathy for millions of refugees – the vast majority of them women and children – who fled west into Europe. The rush to protect those affected was in many ways a textbook response to an emergency: borders opened, travel and shelter were made available, there were opportunities to work and study, refugees were offered [temporary protection](#) and included in host communities. However, stateless people fleeing the conflict faced additional barriers when seeking safety, and many did not receive the same level of protection extended to others who were fleeing. 2022 also saw an exemplary end to a protracted displacement situation, with the cessation of refugee status for Ivorian refugees after two decades of conflict and political instability. More than 310,000 Ivorians, 96% of those formerly registered as refugees across West Africa, have returned home.

The solidarity expressed for refugees from Ukraine and the application of the cessation clause for Ivorian refugees were exceptions. For the vast majority of forcibly displaced or stateless people, 2022 was a year of deeper vulnerability and shrinking protection space, with no solution in sight. Where conflicts did not rage, they often simmered, preventing sustainable returns to a peaceful homeland. Stable and durable peace and solutions were desperately needed in Afghanistan, Burkina Faso, Cameroon, Colombia, the Democratic Republic of the Congo, Ethiopia, Haiti, Libya, Mozambique, Myanmar, Nicaragua, Somalia, South Sudan, Sudan, the Syrian Arab Republic, the Bolivarian Republic of Venezuela, and Yemen.

The war in Ukraine caused record high [food prices](#), loading a huge burden onto the poorest countries, which had already seen their [debts](#) rise during the pandemic. Climate-related disasters, including a historic [drought in the Horn of Africa](#) and vast [floods in Pakistan](#), added hunger, disease, competition for resources, and vulnerability into this complicated picture.

Although the world was bouncing back from COVID-19, for those who were forcibly displaced and stateless, there was a much slower resumption of normality. The virus was widely invoked to retain restrictions on entry and asylum, household resources had been drained and there was no way to recover lost livelihoods or schooling. New depths of poverty, hunger and desperation exposed people to risks including sexual exploitation or drove them to take dangerous onward journeys in hope of reaching safety. Many displaced and stateless people experienced discrimination, violence and marginalization, exacerbating the exclusion and risks for particular groups based on their age, gender, disability, ethnicity or sexual orientation. Restrictive gender norms put women and girls at particular risk.

In short, many of the world's forcibly displaced and stateless people faced an existence resting on fragile foundations. With support from development partners and other actors, many governments provided forcibly displaced populations with increased access to rights and services. But some governments moved to criminalize irregular entry and stay, linked mixed movements of people to security concerns, or reallocated funding to serve a domestic political agenda rather than protect those forced to flee. Increasing numbers became desperate, with a rise in dangerous journeys across the Mediterranean Sea, the Bay of Bengal and the Andaman Sea and through Panama's Darién. UNHCR recorded a 156% rise in incidents of civil unrest, mainly non-violent public gatherings where asylum-seekers and refugees demanded action to resolve the difficulties they faced, often expressing anger at local authorities, national policies, anti-foreign sentiment, a lack of documentation or resettlement, and limited access to health and education. Many of the survivors faced pushbacks, refoulement, detention, or a long wait in an asylum backlog, unable to live a normal life. UNHCR operations estimate that more than 105,000 people were confirmed, likely or possibly refouled during 2022.

Against this backdrop, UNHCR strived to achieve results for all forcibly displaced and stateless people.

Impact Area 1



A Burkinabe asylum-seeker is registered in Téra, Niger, after fleeing attacks by armed groups in Burkina Faso.

© UNHCR/Boubacar Younoussa Sidde

Attaining favourable protection environments (Protect)

Core indicators for Impact Area "Protect" in 2022

PROTECT	Population concerned	Percentage of countries reporting an indicator of:			
		below 25%	25-50%	50-75%	above 75%
Proportion of individuals seeking international protection who were able to access asylum procedures	Refugees and asylum-seekers	16%	4%	8%	72%
Proportion of people who were able to move freely within the country of habitual residence [GCR 2.1.2]	Refugees and asylum-seekers	11%	4%	4%	81%
	Stateless persons	10%	5%	0%	85%
Number of people who were reported refouled	Percentage of countries reporting an indicator of:				
	0	1-10	11-50	50+	
		55%	21%	9%	15%

Core to UNHCR's mandate are the agency's efforts to galvanize others to build favourable protection environments for forcibly displaced and stateless people. In 2022, UNHCR advocated powerfully and consistently to safeguard principles of protection, access to territory and asylum, and the rights and dignity of those affected by displacement.

In 2022, there was visible evidence of the positive effects of increased stakeholder engagement following the affirmation of the Global Compact on Refugees, the "leave no one behind" principle and other commitments, resulting in a strengthened protection environment for forcibly displaced and stateless people in many countries where UNHCR works. Through improved engagement from development partners, peacebuilding partners, civil society, the private sector and others, UNHCR saw more inclusive laws and policies and strengthened national capacities to include forcibly displaced and stateless people in a number of countries.

UNHCR and its partners strove to identify, protect and assist people who were forcibly displaced or stateless, taking into account age, gender and diversity, and championed their rights, including by challenging any form of externalization of asylum responsibilities. UNHCR sought to strengthen States' asylum systems and build solidarity to support refugee-hosting States, including by leading [regional refugee responses](#).

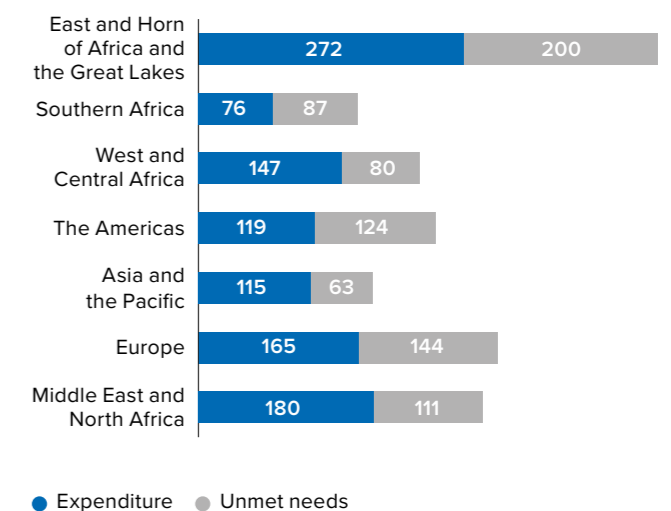
UNHCR contributed towards the inter-agency response in 37 countries coping with internal displacement by leading the Global Protection Cluster. It welcomed the wider engagement presaged by the launch of the Secretary-General's [Action Agenda on Internal Displacement](#).

UNHCR advocated for and provided technical assistance for policy reforms for the prevention and

Global expenditure and budget for Impact Area "Protect"

\$1.216 billion spent against a budget of **\$2.031 billion**
\$815 million of unmet needs or **40%** of the budget

Regional expenditure and unmet needs (USD Millions)



reduction of statelessness, with 13 States improving their nationality laws, policies and procedures. This included Liberia, which became the third country since the start of the [#IBelong Campaign](#) to reform legislation to grant women and men equal rights in passing on nationality to their children.

UNHCR highlighted the need for far greater political and economic investments to end violence and establish stability, the rule of law and strong frameworks for the protection of human rights. It helped to forge coalitions with the power to alleviate or end displacement crises. Ministers meeting in Yaoundé agreed to establish [a solutions platform for Central African refugees](#), adding to [initiatives already in place for the Afghan crisis](#), in Central America and Mexico, and in the East and Horn of Africa.

Impact Area 2





Refugee children from Ukraine play in the Romexpo integrated service hub established by UNHCR in Bucharest, Romania, where refugees have access to legal, social, medical and other services provided by UNHCR, partners and authorities.

© UNHCR/Mihai von Eremia

Realizing rights in safe environments (Respond)

Core indicators for Impact Area "Respond" in 2022

RESPOND	Population concerned	Percentage of countries showing an indicator:			
		below 25%	25-50%	50-75%	above 75%
 Proportion of people residing in physically safe and secure settlements with access to basic facilities	IDPs	50%	13%	17%	21%
	Refugees and asylum-seekers	17%	10%	10%	62%
 Proportion of people with access to health services	Refugees and asylum-seekers	4%	3%	14%	79%
	Stateless persons	5%	21%	21%	53%

As a leading humanitarian actor, UNHCR anticipates emergencies, and when they occur, responds rapidly and stays the course to ensure that people are safe from harm, their fundamental rights are respected, and that they can meet their basic needs. In 2022, UNHCR's emergency response capacities were tested to their fullest. UNHCR was successful in responding to the record humanitarian needs by significantly scaling up the emergency response in many countries. Much of the success depended on proactive preparedness, emergency deployments and strong supply capacities, with UNHCR staff, partners and sister UN agencies working tirelessly to ensure that basic needs could be met, lives could be saved, shelter, protection and food provided, and services established.

While UNHCR successfully responded to emergencies in these circumstances, it also used these experiences to become a stronger humanitarian partner. The unprecedented situation in Ukraine and neighbouring countries triggered a period of reflection, during which UNHCR embarked on a review and update of its emergency procedures, where needed, and increased emergency training.

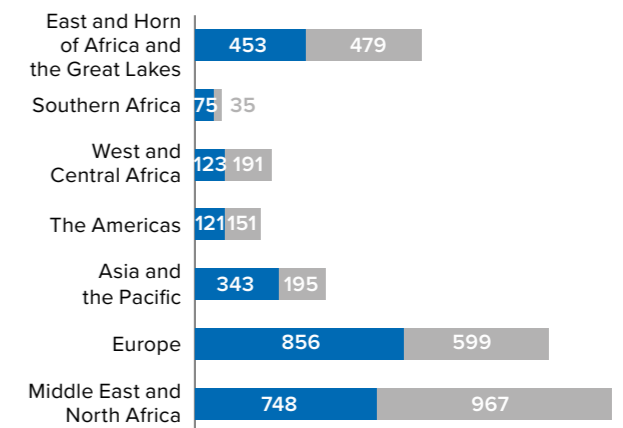
As well as responding to emergencies, UNHCR's global operations delivered assistance to meet the basic needs of forcibly displaced and stateless people globally, ranging from ensuring the issuance of vital identity documents to supporting education and health, offering shelter, giving legal advice, and providing nutritional supplements, mental health and psychosocial support and legal assistance.

In addition to responding to displacement across borders, UNHCR also engaged with 37 countries coping with situations of internal displacement, and played a leading role by coordinating clusters of humanitarian organizations, as well as bringing assistance directly.

Global expenditure and budget for Impact Area "Respond"

\$3.085 billion spent against a budget of **\$5.759 billion**
\$2.674 billion of unmet needs or **46%** of the budget

Regional expenditure and unmet needs (USD Millions)



● Expenditure ● Unmet needs

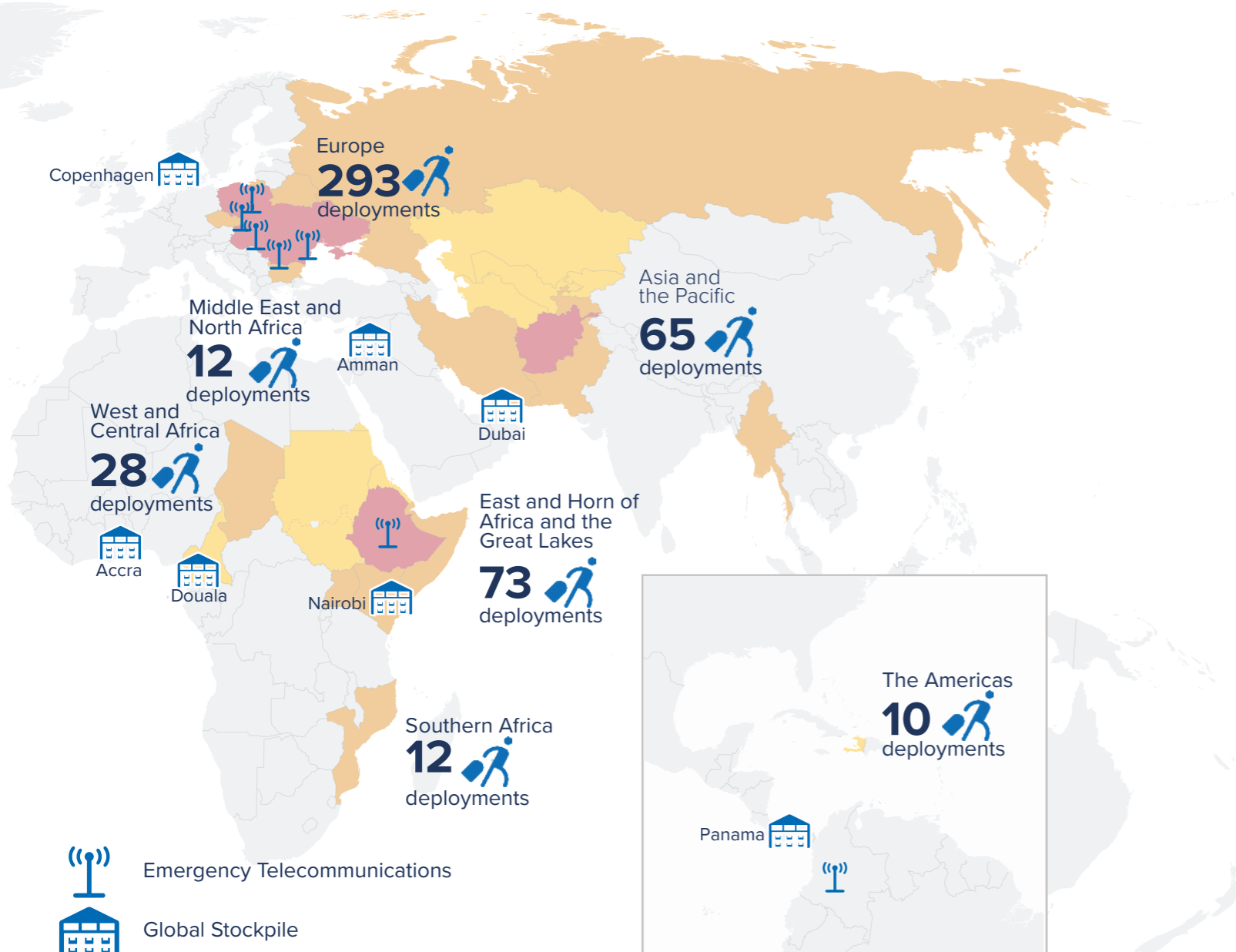
The pandemic had weakened [education](#) and [health](#) systems, with a lack of investment to make up for gaps in schooling, especially for girls, and immunization coverage against diseases such as measles and cholera. But COVID-19 also spurred interest in including refugees in national health care and social protection schemes, and the advantages of inclusivity were further demonstrated by the welcome afforded to Ukrainian refugees across Europe. UNHCR worked to build the evidence base for including all forcibly displaced and stateless people in national social protection systems, as well as in the [financial sector](#). [UNHCR and the International Finance Corporation](#) unveiled an initiative to attract private sector funding and create economic opportunities for refugees and their hosts, following joint projects in [Brazil](#), [Kenya](#) and elsewhere.

Emergency preparedness and response in 2022

UNHCR emergency declarations*

- Level 3 8** **Whole-of-UNHCR response**
An exceptionally serious situation exceeding the regional response capacity.
- Level 2 21** **Stepped-up regional bureau support**
A rapidly evolving humanitarian situation requiring additional support and resources.
- Level 1 23** **Proactive preparedness and initial response**
High risk of a humanitarian emergency exceeding current operational response capacity.

*These include new emergencies declared in 2022 and emergencies carried over from 2021. If a country had more than one level of emergency in 2022, the highest level of emergency is represented on the map.



Core relief items

\$37M worth of CRIs were dispatched serving **125** requests

by air by sea by road

876 Metric Tons 2,605 Metric Tons 4,940 Metric Tons

25 airlift rotations from Dubai, Accra, Amman

carrying

- Blankets: 3.3M
- Tarpaulins: 1.7M
- Buckets: 676K
- Sleeping mats: 1.2M
- Mosquito nets: 1.6M
- Kitchen sets: 843K
- Jerry cans: 985K
- Tents: 50K
- Solar lamps: 724K

25 M people

CRI baseline

UNHCR maintained stocks to supply **1,000,000** people

Emergency deployments

492 deployments

54 countries

Emergency deployments through roster mechanisms increased by 30% in 2022 (including 297 deployments of UNHCR staff to 29 countries and 195 of Emergency Standby Partner roster members to 48 countries), bringing a range of expertise to reinforce responses to large-scale, complex, slow-onset and protracted emergencies. In addition, over 200 UNHCR staff went on emergency missions to mainly support Ukraine crisis response.

Emergency telecommunications

supporting

Education Health Livelihoods Protection

200+ connected sites in 7 countries

500K forcibly displaced people

Providing Wi-Fi connectivity enables activities ranging from registration of refugees and family reunification to online educational and livelihood opportunities.

Emergency capacity building

286 staff members trained on emergency preparedness

Face-to-face and virtual workshops bolstered UNHCR and partners' emergency preparedness globally and in countries with a high risk of displacement. Visits to UNHCR's Emergency Handbook, a digital reference, averaged 25,000 per month.

Security & crisis management

931 UNHCR and UN staff trained in security & crisis management

UNHCR enhanced security preparedness of UNHCR personnel, managers and security professionals with a particular focus on women's security, inclusion and security risk management, as well as crisis management for UN Designated Officials. Additionally, UNHCR spearheaded sessions on planning, security analysis, and crisis anticipation and response during several regional retreats and workshops.

Impact Area 3



Fardosa Sirat Gelle has been working for Radio Gargar since 2021 in Hagadera camp, Kenya. "I like to empower women through my work, especially with this being the only radio station providing information to refugees," she says.

© UNHCR/Charity Nzomo

Empowering communities and achieving gender equality (Empower)

Core indicators for Impact Area "Empower" in 2022

EMPOWER		Population concerned	Percentage of countries showing an indicator:			
			below 25%	25-50%	50-75%	above 75%
	Proportion of people who have the right to decent work [GCR 2.1.1]	Refugees and asylum-seekers	23%	9%	9%	60%
		Stateless persons	11%	15%	4%	70%
	Proportion of primary-age children enrolled in primary education	Refugees and asylum-seekers	11%	13%	22%	55%
		Stateless persons	7%	0%	7%	87%
	Proportion of secondary-age children enrolled in secondary education	Refugees and asylum-seekers	26%	24%	9%	41%
		Stateless persons	8%	17%	0%	75%
	Proportion of people feeling safe walking alone in their neighbourhood [SDG 16.1.4]	IDPs	11%	11%	37%	42%
		Refugees and asylum-seekers	5%	16%	19%	60%
		Returnees	13%	0%	13%	75%
		Stateless persons	0%	0%	0%	100%

UNHCR's programmes and interventions place people and their communities at the centre of decisions about their own future and the development of their communities, building and drawing on their agency, resilience, knowledge and capacity for action. In 2022, to foster empowerment, equality and dignity, UNHCR prioritized advocacy and engagement efforts to expand access to decent work, education, and feeling safe and secure.

There was a conspicuous disadvantage for displaced and stateless children due to the lack of [education](#). In 2022, gross enrolment averaged 68% for refugee children of primary school age. But few progressed to secondary school, and almost half of refugee children were out of school overall. UNHCR undertook educational support worldwide, such as construction of schools in Afghanistan and the provision of resources for schools in South Sudan.

For adults of working age, a major barrier to empowerment was the lack of opportunity for [decent employment](#). Most countries of asylum barred refugees from working, but many did not. For example, by the end of 2022, Jordan had issued more than 340,000 work permits to Syrian refugees since 2016.

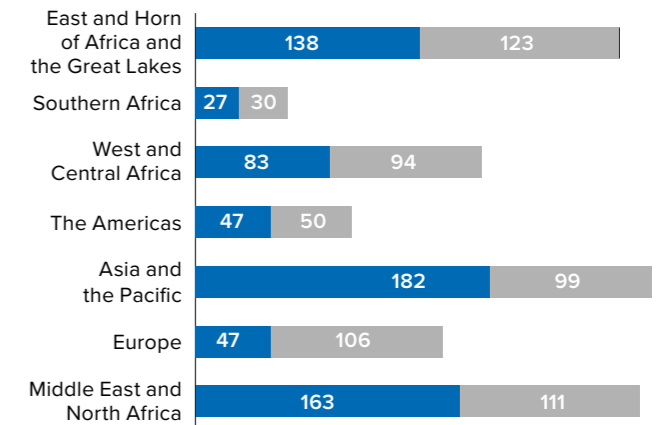
One of the most important ways to ensure empowerment was for UNHCR itself to demonstrate accountability to the people it works with and for, and to ensure they participate in decisions affecting their lives. These contacts ranged from direct interaction with UNHCR and partner staff, the deliverable of an [inter-Divisional Task Team](#) on meaningful participation, to specific projects such as the [Refugee-Led Innovation Fund](#) and support for community representation and leadership. UNHCR established an [Advisory Board](#) at the global level and invested in participatory assessments, two-way communication channels, and feedback and response mechanisms.

The 2022 [UNHCR NGO Innovation Award](#) celebrated women-led and girl-led organizations working with or supporting refugees, internally displaced persons, returnees, stateless persons and host communities. Deliberate efforts were made to

Global expenditure and budget for Impact Area "Empower"

\$799 million spent against a budget of **\$1.431 billion** **\$632 million** of unmet needs or **44%** of the budget

Regional expenditure and unmet needs (USD Millions)



● Expenditure ● Unmet needs

promote gender equality, and inclusion of people of all ages, genders, disabilities and other diversity backgrounds.

UNHCR's increasing collaboration with development actors such as the [World Bank](#) generated more data on the gendered dimensions of forced displacement and statelessness, providing evidence to reinforce UNHCR's calls for empowerment and inclusion. The High Commissioner used his global status to amplify their voice – decrying the injustice of COVID-19 vaccination inequity and the [racist discrimination against non-Ukrainian refugees](#). He also [spoke out against homophobia, transphobia and biphobia](#), which affects the participation of LGBTIQ+ persons and their organizations, particularly in Africa, the Middle East and Asia.

To exercise their rights, people need to be legally visible and recognized. UNHCR aimed to ensure they were registered and had documentation, and called for their equal inclusion in national services and systems, and the right of nationality for stateless people, with a particular focus on gender-discriminatory practices.

Impact Area 4








Mohamad Jolak, 30, receives four sheep and 150 kg of barley from UNHCR, enabling him to start a livestock business and support himself and his mother. They fled their village in the Syrian Arab Republic in 2014, leaving everything behind, and returned in 2018.

© UNHCR/Emad Kabbas

Securing solutions (Solve)

Core indicators for Impact Area "Solve" in 2022

-  **339,301** refugees and asylum-seekers voluntarily returned in safety and dignity to their country of origin [GCR 4.2.1]
-  **58,457¹** refugees and asylum-seekers departed for resettlement [GCR 3.1.1]
-  **17,694²** refugees and asylum-seekers departed through complementary pathways [GCR 3.2.1]
-  **32,426** stateless persons gained a nationality or had it confirmed
-  **6.6 million** refugees and asylum-seekers gained residency status or had it confirmed

¹ UNHCR-facilitated resettlement departures only.
² This is an undercount and reflects preliminary information available to UNHCR operations in early 2023. Data related to complementary pathway admissions remains incomplete and indicative due to a lack of systematic recording of refugees accessing pathways.

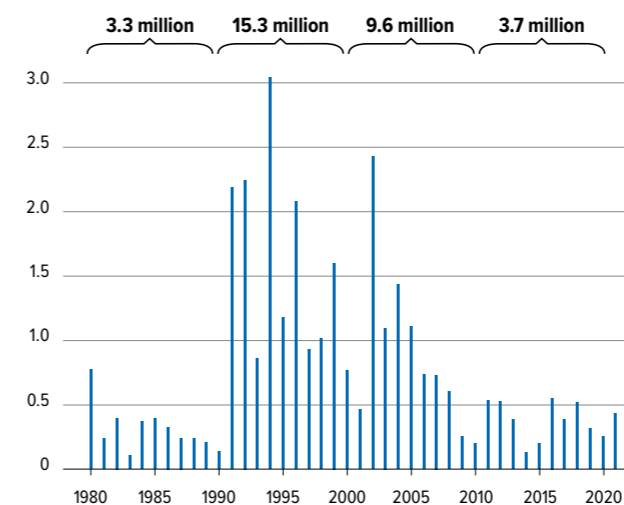
As a foundation for long-lasting protection, UNHCR seeks to create the conditions for solutions by building coalitions that can support governments and socioeconomic stability, or for returns or local integration in situ. In 2022, the [High Commissioner's Dialogue on Protection Challenges](#) focused strongly on the importance of development partnerships for solutions – as families returning home, resettling, moving on, or staying where they first seek asylum – all require solutions. There were some successes – such as in the implementation of the [comprehensive solutions strategy for Ivorian refugees](#) and cessation of refugee status, citizenship for [Kenya's stateless Pemba minority](#), and a return home for 21,000 Burundian refugees.

However, the number of returns in 2022 was barely one tenth of the figure 30 years ago. Humanitarian funding was spread thin, with support for solutions often less prioritized than more urgent, life-saving assistance. UNHCR's evaluation on [repatriation programmes and activities](#) (2015-2021) identified potential improvements that UNHCR is now incorporating into its future approaches.

Resettlement and complementary pathways were the only option for many. UNHCR estimated that almost [1.5 million refugees](#) required resettlement and it submitted 116,500 cases for resettlement. Although 114,300 were resettled – including 58,457 with UNHCR's assistance, up from 39,266 in 2021 – that was below pre-pandemic trends and insufficient to reduce the global waiting list. 5.7 million internally displaced people (IDPs) returned to their places of origin, up from 5.3 million in 2021, but the number of new IDPs outpaced returns.

The Office renewed efforts to improve access to [complementary pathways](#) to give refugees more routes out of displacement. The UN took concrete steps to raise the profile of internal displacement, and UNHCR supported the launch of the [Secretary-General's Action Agenda](#) with 31 specific "UN commitments" and the appointment of a [Special Advisor on Solutions to Internal Displacement](#). In Mexico and [Brazil](#), refugees were voluntarily relocated to areas with better prospects for employment and integration. Many thousands of refugees chose to return autonomously to South Sudan, where UNHCR supported "[Pockets of hope](#)", giving them the best chance in areas of relative stability. Coordinated UN efforts, vital for supporting solutions, were strengthened with UNHCR and UNDP's "[Global collaboration framework for inclusion and solutions](#)" and the UNHCR-IOM "[Framework of engagement](#)".

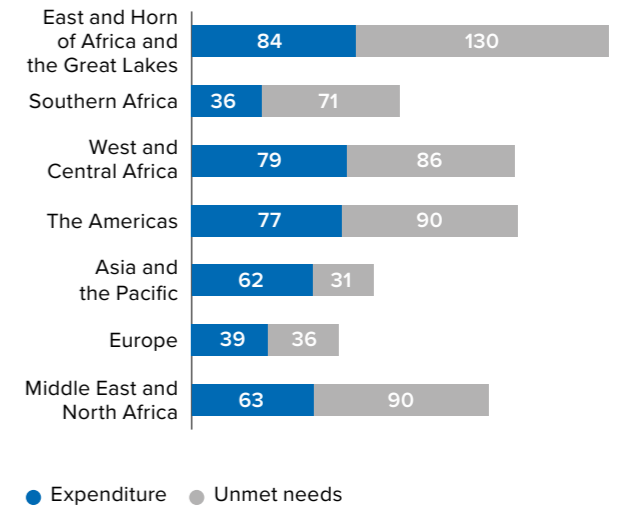
Refugee returns by decade (Millions)



Global expenditure and budget for Impact Area "Solve"

\$500 million spent against a budget of **\$1.054 billion**
\$554 million of unmet needs or **53%** of the budget

Regional expenditure and unmet needs (USD Millions)



Regional approaches to displacement also made progress. Co-organized by UNHCR, the [Yaoundé Declaration on Solutions](#) committed seven governments to a regional approach for 1.4 million displaced Central Africans. In the Americas, member States of the [Comprehensive Regional Protection and Solutions Framework](#) (MIRPS) reaffirmed their commitment to solutions for another five years. UNHCR also supported coordination mechanisms to help develop solutions-oriented national policy instruments in Burkina Faso, [Cameroon](#), Ghana, Mali and Niger.

Several milestones were reached in combatting statelessness, as [the Philippines](#) became the 78th State to accede to the 1961 Convention on the Reduction of Statelessness, and the International Recommendations on Statelessness Statistics were submitted for adoption by the UN Statistical Commission, presaging a major advance in statelessness data in years to come.



A Burundian refugee family on a bus from the United Republic of Tanzania to Burundi, where UNHCR and the Government support their return and reintegration.

© UNHCR Samuel Osteno

The Global Compact in 2022: progress and highlights

With a year to go until the 2023 Global Refugee Forum (GRF), 2022 was an opportunity to start multi-stakeholder preparations and to cultivate pledges in support of the objectives of the [Global Compact on Refugees](#) (GCR), especially by addressing gaps noted in the [2021 GCR indicator report](#). These priorities included advancing development cooperation to ease pressures on host countries, support for the implementation of policy commitments to include refugees in national services and increase self-reliance pending durable solutions, and

opportunities for durable solutions in the form of resettlement, complementary pathways and voluntary return. By the end of 2022, a total of 1,676 pledges had been made towards the implementation of the GCR since the first GRF in 2019.

For example, 55 pledges were made by States, the private sector and civil society to support the Hashemite Kingdom of Jordan, a leader in humanitarian-development cooperation, with refugee social cohesion and self-reliance, including education and livelihoods.

In Africa, to help refugees return in conditions of safety and dignity, the Republic of Korea offered more than \$5 million to support a pledge made by the Republic of Burundi to repatriate Burundians who had sought asylum in the United Republic of Tanzania.

In terms of private sector engagement, the pledge made by INGKA Group enabled 1,765 refugees to enrol in the [“Skills for employment”](#) programme in 22 countries by the end of 2022, having grown from three countries at its launch in 2020.

There were progress updates received on over 1,000 pledges, with 27% fulfilled and nearly three quarters in progress. In 2022, 60 new pledges were made, including 36 by cities responding to the [Call to Local Action](#).

Looking ahead to the GRF in 2023, many GCR initiatives also began sharing their roadmaps for the development of new pledges linked to private sector engagement and the [UN Common Pledge](#).

In order to advance burden- and responsibility-sharing, a dedicated GRF pledge matching portal was launched during the fall of 2022, detailing information about policy pledges made by host countries that require financial, material or technical support to facilitate their implementation. UNHCR’s role is as matchmaker, facilitating and coordinating discussions between pledging entities.

The High Commissioner’s Dialogue (HCD) on Protection Challenges, held in December 2022 after [seven preparatory regional roundtables](#), convened over 500 stakeholders and focused on how development cooperation could advance protection, inclusion and solutions. It gathered relevant experience in a [Digital Resources Hub](#), and brought diverse partners together in “innovation labs” to advance on key issues relating to development cooperation.

These generated [nine multi-stakeholder initiatives](#) that will mobilize GRF pledges in specific areas relating to development cooperation.

On the margins of the HCD, UNHCR convened a senior expert meeting entitled [“Experience sharing on the use of data, including financial tracking, for GCR Support Platforms”](#), where participants shared their experience and challenges in an effort to identify data needs, opportunities and recommendations to better inform the work, and assess the impact, of [Support Platforms](#).

A representative and inclusive [Advisory Board](#) to UNHCR was established, comprised of 16 organizations led by forcibly displaced and stateless persons, and including diverse groups from all seven regions where UNHCR works. In 2023-2024, the Board will provide advice to UNHCR on how to strengthen partnerships with organizations led by forcibly displaced and stateless people and engage these organizations in GRF preparations.

To ensure that global policies benefit from the experience and expertise of displaced and stateless people, UNHCR called in November 2022 for expressions of interest from people with lived experience of displacement or statelessness, and who have expertise in areas related to the GCR, to participate in the preparations for the GRF.

As part of UNHCR’s new results-based management approach and multi-year planning in 2022, Regional Bureaux and country operations worked towards integrating GCR objectives in their strategic directions, results frameworks, budgeting, and monitoring and evaluation. 93 UNHCR country operations used a GRF “marker” in their 2023 planning, and more than 500 staff received training on integrating the GCR into multi-year planning.

Focus Area



South Sudan's Malakal Protection of Civilians site is severely overcrowded, hosting three times the number of people it was meant to. New arrivals displaced by fighting that broke out in August 2022 settled in the site's schools, putting education on hold for the many children in the site.

© UNHCR/Charlotte Hallqvist

Internal displacement

More than 57.3 million people were internally displaced due to conflict and violence as of the end of 2022. For at least two decades, internally displaced people have constituted the majority of the world's forcibly displaced, and the largest population served by UNHCR, especially those fleeing similar causes as refugees.

The UNHCR response to internal displacement emphasizes delivery in four areas: protection, solutions/resilience, shelter, and community/camp engagement.

Advances in **protection** included the adoption by Congress in [Honduras](#) of a new IDP legal framework and steps by **Burkina Faso, Chad, Ethiopia** and

Nigeria to domesticate the [Kampala Convention](#) – the only binding, continent-wide convention to protect internally displaced people (IDPs). UNHCR released the “[Global report on law and policy on internal displacement: implementing national responsibility](#)”, providing analysis by country of the legislation and regulations for internal displacement protection, and shared country-level protection analysis with affected States, Resident Coordinators, UN country teams, and IDPs themselves. This analysis was released both [by UNHCR](#) and by the [Global Protection Cluster](#) (GPC) it leads.

Tackling the challenge of internal displacement means advocating for and reinforcing the primary responsibility of States, including non-State parties

where relevant, to assist and protect persons in accordance with international human rights and humanitarian law. During the year, the IDP Protection Expert Group (iPEG), organized by UNHCR in cooperation with the Special Rapporteur on the Human Rights of Internally Displaced Persons and the GPC, undertook country visits to [South Sudan](#) and [Honduras](#).

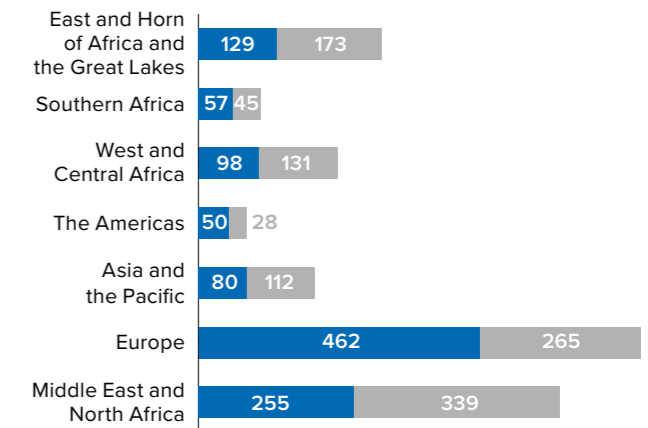
Action was also undertaken to adjust to the transition from humanitarian to development underway in several countries. In **Iraq**, for example, the clusters set up to address internal displacement have been deactivated and UNHCR has repositioned its work to prepare for the discontinuation of the Humanitarian Response Plan.

Global expenditure and budget for Internal displacement response

\$1.141 billion spent against a budget of **\$2.236 billion** **\$1.095 billion** of unmet needs or **49%** of the budget

Regional expenditure and unmet needs for Internal displacement response

(USD Millions)



● Expenditure ● Unmet needs

UNHCR and OHCHR will co-lead the newly formed [Protection Platform](#). A similar transition is also underway in the **Philippines** and **Libya**.

In a challenging and highly fluid context, the Asia-Pacific region has experienced significant returns in one major situation and escalating new displacement in another. Over 1.3 million internally displaced persons have been confirmed by UNHCR as having returned home in **Afghanistan** since 2021 and the end of active armed conflict, including 236,200 in 2022. UNHCR prioritized interventions that stabilize communities and enable conditions for sustainable return through investments in education, livelihoods and health in priority areas of return and reintegration, coupled with individual assistance to returnees. To harmonize data on internally displaced persons and internally displaced returnees, UNHCR initiated work with the International Organization for Migration to operationalize the International Recommendation on Internally Displaced Persons Statistics. Advocacy is also ongoing with the de facto authorities, in concert with the rest of the UN, to lift the ban on national female staff from working for NGOs and the UN.

In **Myanmar**, internal displacement rose by 124 percent over the course of 2022, reaching 1.5 million IDPs at year-end. Almost all regions of the country were affected. With localized access to some parts of Myanmar, UNHCR and partners delivered core relief items and shelter, respectively, to some 500,000 and 100,000 internally displaced persons and others in need. In response to small-scale returns in north-east Myanmar, UNHCR and partners supported community-led initiatives that help foster social cohesion and pathways to solutions. UNHCR continues to advocate lifting operational impediments to humanitarian access.

In **Yemen**, the number of IDPs reached more than 4.5 million, 75% of whom were women and children. 1.4 million IDPs and host community members benefited from UNHCR protection and assistance interventions. UNHCR provided critical protection services, legal assistance on civil status documentation and registration, psychosocial counselling, and the referral of vulnerable cases to specialized services. \$32.8 million in cash assistance, a critical protection tool, was disbursed to 582,600 IDPs.

In response to the Russian Federation's full-scale invasion of **Ukraine**, UNHCR significantly scaled up operations both within the country and in neighbouring refugee-hosting States. In support of the Government-led responses inside Ukraine, eight new offices were established, bringing the total number to eleven offices across the country. UNHCR's winterization activities such as cash top-ups, winterized non-food items, improved collective sites, and repair and insulation of individual houses benefited nearly 1.5 million people. In support of national systems, the protection cluster led by UNHCR reached some 7.3 million people with protection services, of which UNHCR reached 1.2 million people. The Office's operational engagement in Ukraine focused on providing

humanitarian assistance including protection and psychosocial services, emergency shelter, in-kind and cash support, with an emphasis on frontline and newly accessible areas, while supporting light and medium shelter repairs of homes damaged by hostilities and simultaneously laying the ground for early recovery and durable solutions as conditions allowed.

In addition to continued work with communities, in a key advance, a community based [Advisory Board](#) was created to engage with UNHCR on best practice in working with local partners. UNHCR also strengthened its [engagement with the Inter-Agency Standing Committee \(IASC\) processes](#) and contributed to the terms of reference of the IASC independent review of humanitarian responses to internal displacement.

UNHCR undertook interventions to promote **solutions** from the onset of internal displacement in several countries, such as **Ethiopia** and **Ukraine**, engaging with authorities, enabling informed choice on solutions options and embedding solutions programming in cluster coordination and other processes. In 2022, 5.7 million IDPs returned to their places of origin worldwide. In **Cameroon**, UNHCR supported the Government with enabling the enumeration of IDPs in the upcoming census.

UNHCR also implemented the [Secretary-General's Action Agenda](#) on Internal Displacement and supported the work of the [Special Adviser on Solutions to Internal Displacement](#), seconding two staff to his Office.

To help national and local authorities achieve real change and bring solutions within reach, UNHCR collaborates across the UN system and beyond – most notably development, peace and climate experts. In 2022, UNHCR and IOM agreed a [“Framework for engagement”](#), covering

joint advocacy, communications and project interventions, including building the data capacity of national authorities. A [“Global collaboration framework for inclusion and solutions”](#) agreed with UNDP will underpin joint activities to strengthen national and local capacities, including through local and community-based programmes. The UNHCR-World Bank [Joint Data Center](#) enhanced the collection, analysis and sharing of socioeconomic data on forced displacement in line with international standards. UNHCR also worked with the IMF on joint macroeconomic engagement in the response to internal displacement.

UNHCR rolled out programming “Building Blocks”, an internal implementation planning tool for IDP contexts, focused on tailoring, adapting and communicating UNHCR's protection, shelter, community engagement and solutions programming to local contexts, advocating for inclusion and seeking to support and improve existing national capacity and social service infrastructure. It includes technical guidance on key activities and a comprehensive results framework linked to UNHCR's new results-based management framework, COMPASS.

UNHCR compiled a report on its [“Engagement in situations of internal displacement 2019-2021”](#), a holistic update and analysis of UNHCR's stepped-up IDP engagement since 2019.

Global clusters

The Global Protection Cluster (GPC) strengthens coordination capacities at the country level, and supports timely and evidence-based protection analysis to reinforce decision-making and galvanize protection efforts. In 2022, the GPC launched a campaign, “Access that protects”. The campaign resulted in the publication of an agenda for change in collaboration with OCHA, which reflects learning

on access and protection. The GPC also produced analysis to back evidence-based action to address protection risks, including 38 national and sub-national protection analyses, quarterly global protection updates and a mid-year funding review. UNHCR leads 29 out of 32 protection cluster and cluster-like mechanisms, advocating for the rights of 113 million people in need of protection.

In 2022, the Global Shelter Cluster (GSC) mobilized efforts towards greener and climate-smart humanitarian shelter and settlement responses. The 2018-2022 cluster strategy and information management processes underwent a review in 2022, with the results informing the new GSC strategy development in 2023. The annual GSC event hosted over 125 participants who contributed to the strategy review. Regional shelter forums also took place in Africa and Asia to assist national actors with locally defined issues and approaches. UNHCR leads 20 out of 32 shelter clusters and cluster-like mechanisms.

The focus of the Global Camp Coordination and Camp Management Cluster in 2022 centred on reinforcing localization, solutions, climate action, protection mainstreaming and inclusion. Establishing direct communication lines with IDP and IDP-led communities was the main approach to enhance the cluster's accountability to the affected population. Developing the capacity of humanitarian actors and authorities on these priorities and on the accountable site governance continued throughout the year. In partnership with the Humanitarian Advisory Group, the cluster initiated a round of multi-stakeholder consultations on the advancement of localization within the cluster's portfolio. UNHCR leads or co-leads 19 out of 22 active camp coordination and camp management clusters and cluster-like mechanisms.

Outcome Area 1

Access to territory, registration and documentation

UNHCR seeks to promote respect for the right to seek and enjoy asylum by ensuring access to territory and asylum procedures, registration and documentation for refugees and those seeking and in need of international protection.

UNHCR cooperated with States worldwide to support protection-sensitive border and entry management, including strengthening responses to mixed movements to prevent the loss of lives during dangerous maritime journeys. UNHCR [advocated for reinforced search and rescue](#) of refugees and migrants aboard vessels in distress, and commended Indonesia for responding to its call for prompt and timely disembarkation by allowing boats carrying Rohingya refugees to [disembark in Aceh](#) in safety. UNHCR also [advocated for consideration of protection needs](#) in anti-trafficking and anti-smuggling operations.

UNHCR intervened in instances of refoulement and worked with States, law enforcement, the judiciary, lawyers and partners to develop capacity and knowledge on key principles and good practice around access to territory, the non-refoulement

Core indicators

(For actual results in 2022, please see the Core indicator results section on p.130.)



Proportion of refugees and asylum-seekers registered on an individual basis



Proportion of children under 5 years of age whose births have been registered with a civil authority [16.9.1 - Tier 1]



Proportion of returnees with legally recognized identity documents or credentials [GCR 4.2.2]

principle, and the importance of documentation in ensuring compliance with international refugee law and international protection standards.

UNHCR's advocacy resulted in progress in the provision of travel documentation in Japan, which began issuing to refugees, and in Benin and Senegal, which included provisions to issue travel documents in their new refugee and statelessness laws. The issuance and acceptance of refugee travel documents has become a focus of the Global Task Force on Labour Mobility and of the groups working on family reunification and education complementary pathways.

To facilitate the Ukraine emergency response, UNHCR established registration systems in its new cash centres across the region. Nearly 500,000 refugees in neighbouring countries were individually registered for cash assistance, as were more than 800,000 internally displaced people (IDPs) within Ukraine. This marked a significant milestone for UNHCR's [PRIMES registration system](#), which completed a five-year global roll-out for refugee operations in 2022, and was used for the first time at this scale to register IDPs in Ukraine. By year end, PRIMES had 25.6 million people in proGres, its registration and case management platform.

The pandemic and the Ukraine crisis highlighted an emerging need for remote registration, without excluding those unable or unwilling to use digital services. UNHCR developed a proof of concept that allows people to open an account remotely, streamlining registration and securely providing essential information. As the platform is enhanced, with potential pilots in the Horn of Africa and the Americas, UNHCR is expanding the concept of the Digital Gateway to revolutionize community engagement, giving individuals secure

and personalized access to their information, communication channels and services, thereby efficiently enhancing their protection.

Following comprehensive desk research in 2020 and 2021, UNHCR successfully tested for bias and discriminatory elements in biometric authentication methods under real-life conditions in five operations. The tests demonstrated the potential for secure, refugee-led biometric authentication, enabling remote access to higher-value services.

UNHCR prepared to migrate its central registration database, proGres, to a cloud-based solution. This will enhance performance and scalability, strengthen data security and system stability, allow for more flexible functionalities, and improve user experience. To make data sharing among partners faster and more reliable, UNHCR further developed the PRIMES Interoperability Gateway (PING) for a planned pilot in at least two operations in 2023.

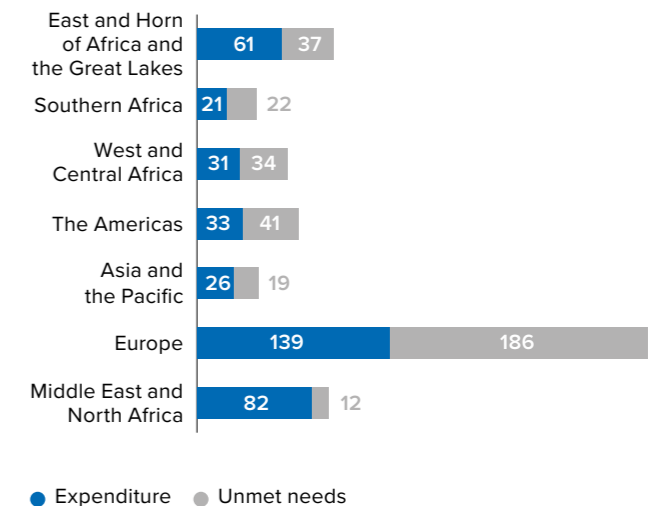
Challenges to achieving outcomes

In response to increasing numbers of asylum claims, some States attempted to shift their responsibilities under international law by preventing

Global expenditure and budget for Access to territory, registration and documentation

\$393 million spent against a budget of **\$744 million** **\$351 million** of unmet needs or **47%** of the budget

Regional expenditure and unmet needs (USD Millions)



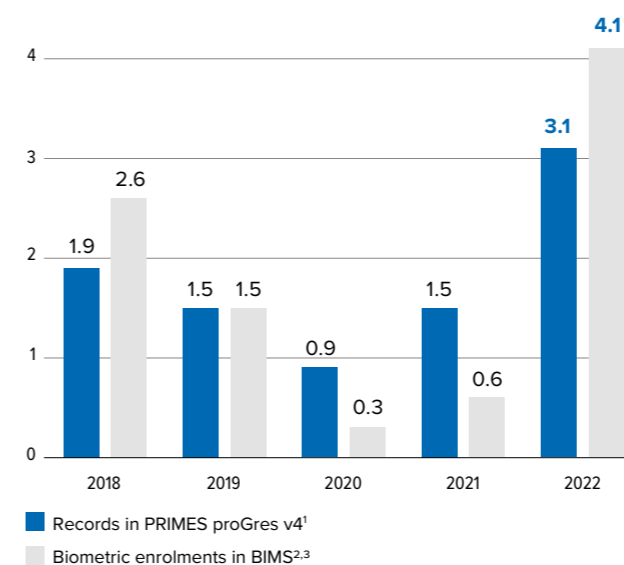
● Expenditure ● Unmet needs

asylum-seekers from accessing their territories or transferring them to third countries despite inadequate protection frameworks. As a result, UNHCR observed numerous violations of the principle of non-refoulement, including through arbitrary expulsions and violent pushbacks at sea or redirections at frontiers. Gaps in rescue services and delays in identifying safe places for disembarkation after rescues at sea caused deaths and suffering.

Forcibly displaced and stateless people often lacked civil or identity documentation, making it difficult to enrol children in school, acquire formal employment, rent or buy property or open a business. Undocumented refugees were also at a heightened risk of being deported to countries where they may face persecution or serious harm.

The Ukraine emergency drew attention, staff and funding from UNHCR's normative registration work in the first half of the year, delaying many of the planned workstreams. The challenges of migrating proGres to the cloud further exacerbated delays, potentially hindering the efficiency and inclusivity of UNHCR's registration response in the short term.

Individual registration per year | 2018-2022 (Millions of individuals)



¹ All individuals with active, hold, inactive, closed records are included.

² Does not include records from Iran and Panama operations.

³ The numbers include data import and do not show the correct historical values for certain operations in the Middle East and North Africa (Egypt, Jordan, Lebanon, Iraq, Syria), resulting in a low enrolment number before 2022.



Outcome Area 2

Refugees and migrants have been crossing the Darién for decades, but in 2022 a record number of people risked the perilous journey. Panama's National Migration Service recorded 248,283 individuals crossing the border into Panama in 2022, compared to approximately 133,000 in 2021.

© UNHCR/Melissa Pinel

Status determination

When someone flees from their home and claims asylum in another country, entitling them to rights and protection as a refugee, it is that country's responsibility to determine whether their claim is valid. In 2022, there were a record 2.6 million new asylum applications, a surge that made it difficult

Core indicators

(For actual results in 2022, please see the Core indicator results section on p.130.)



Average processing time in asylum procedures, from registration to first instance asylum decision



Proportion of individuals undergoing asylum procedures who have access to legal advice or representation



Proportion of individuals undergoing asylum procedures who have access to an effective appeal mechanism after first instance rejection of their claim

for many States to address applications in a timely manner, and backlogs grew in many cases. However, with UNHCR's support – ranging from financial support, input into legislative and regulatory reform, technical advice, business process design and technical solutions – States were able to keep their asylum systems accessible and welcome new applications for international protection, as well as processing a substantial number of pending claims. Many States made use of group recognition, for example Central African Republic's prima facie processing of new arrivals from South Sudan, or simplified case processing modalities, such as Brazil's use of the expanded refugee definition in the [Cartagena Declaration](#), to ensure efficient use of resources. In other cases, use was made of protection-sensitive legal stay arrangements as a complement to the asylum system, such as European countries' use of temporary protection to welcome new arrivals from Ukraine, with almost 5 million Ukrainians registered during the year.

To support States in making the best use of limited resources, UNHCR also provided guidance on

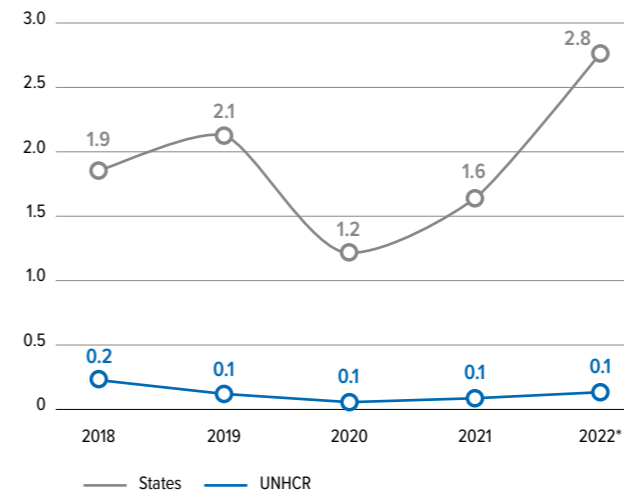
[effective processing of asylum applications](#) and shared good practices in a number of forums, including through the website of the Global Compact on Refugees initiative, the [Asylum Capacity Support Group](#). UNHCR issued country guidance products on several key displacement situations to support asylum decisions and policymakers, including for [Afghanistan](#), [Ethiopia](#), the [Democratic Republic of the Congo](#), [Gaza](#), [Mali](#), [Somalia](#) and [Ukraine](#).

2022 also saw the release of an independent evaluation of [UNHCR's support for strengthening national asylum systems](#). While highlighting many areas where UNHCR's support was strong, the evaluation also suggested areas for improvement. UNHCR welcomed the findings from the evaluation and issued a management response setting out its priority actions for addressing the recommendations in the coming two years.

In the 46 countries where UNHCR conducts refugee status determination (RSD) under its mandate (in the absence of a fair, efficient or accessible asylum system in the country), UNHCR continued to work on improving the quality and efficiency of its procedures in line with the "[Procedural standards for RSD under UNHCR's mandate](#)". While UNHCR continues to take decisions on refugee status when needed, to ensure best use of resources, and in line with its strategic direction on RSD, UNHCR continued to limit RSD activities under its mandate to situations where

New and appeal asylum applications registered | 2022

(Millions)

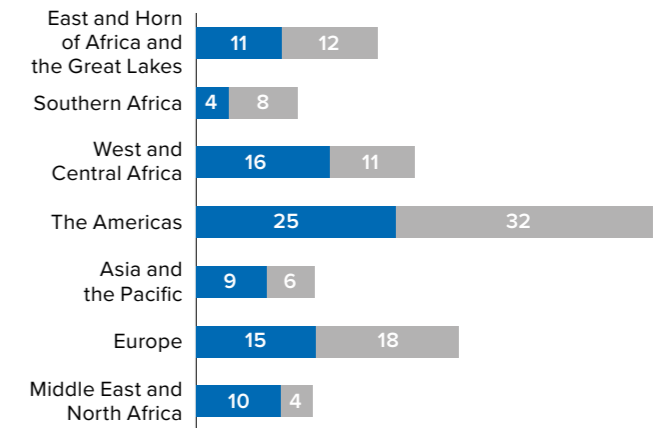


* Provisional figures. In addition, UNHCR and States operating joint procedures received 700 applications in 2022.

Global expenditure and budget for Status determination

\$96 million spent against a budget of **\$185 million**
\$89 million of unmet needs or **48%** of the budget

Regional expenditure and unmet needs (USD Millions)



● Expenditure ● Unmet needs

there was a clear protection benefit. UNHCR's staff development emphasized particular types of claims and working with individuals with specific needs, including child applicants and applicants with mental health conditions.

Challenges to achieving outcomes

The number of asylum applications received by national asylum authorities had declined due to travel restrictions stemming from COVID-19. The lifting of these restrictions, combined with several new displacement crises, caused the number of asylum-seekers to dramatically increase beyond pre-COVID levels. Many asylum systems had struggled during the pandemic, as health restrictions caused operations to be put on hold or move online, causing backlogs to grow. In 2022, with the systems reopening and a much higher level of applications, it was hard for them to scale up and adapt. This resulted in higher backlogs and an increasing need for new or different ways of addressing applications. UNHCR's strategy focused on accompanying States on this quest for efficiency – focusing on case-processing modalities, data management systems and protection-sensitive arrangements for legal stay that complemented the asylum system – to demonstrate how innovation and efficiency do not have to come at the expense of fairness.



Outcome Area 3

Asha Suleiman, a member of the Pemba community in Kenya, is happy to get a birth certificate for her daughter. "We have grown up together and now our children are growing up together. To me, we are all Kenyans."

© UNHCR/Charity Nzomo

Protection policy and law



The 1951 Convention relating to the Status of Refugees and its 1967 Protocol provide the foundation for international protection and durable solutions.

At the end of 2022, 149 States were party to the 1951 Convention, the 1967 Protocol, or both. Non-refoulement is recognized as customary international law and the right to asylum is widely reflected in national and regional law and practice.

UNHCR advocated in 2022 for the protection of the rights of refugees and others in need of international protection, as well as IDPs and stateless persons,

Core indicators

(For actual results in 2022, please see the Core indicator results section on p.130.)



Extent national legal framework is in line with the 1951 Convention and/or its 1967 Protocol



Extent national legal framework is in line with the 1961 Convention on the Reduction of Statelessness

including in the contexts of mixed movements and climate change and disasters. UNHCR issued guidance and intervened with States on key refugee law principles including non-refoulement, the interpretation of the refugee definition and rights to other forms of international protection, as well as cessation of refugee status.

In the spirit of the Global Compact, an increasing number of governments as well as development and peacebuilding partners requested UNHCR's law and policy information, advice and support. UNHCR stepped up efforts to make its law and policy analysis publicly available to allow other partners engage in policy dialogue, thereby supporting States in addressing obstacles to accessing rights in law, policy and practice. For instance, in more than 18 countries, UNHCR conducted refugee policy reviews jointly with governments and other stakeholders to inform support from the World Bank and other development partners.

UNHCR strengthened its capacity to gather and analyse data on protection challenges, including refoulement and gaps in national legal and policy

frameworks through developing internal reporting mechanisms. UNHCR provided advice and support to States in drafting and amending national laws, to ensure consistency with international and regional legal standards. UNHCR engaged with the legislative processes of 78 countries. 44 States adopted laws or legislative changes, 31 of which represented advances in refugee rights. For example, new refugee and statelessness laws in Benin and Senegal were largely in line with international and regional legal standards, providing refugees with extensive rights that can lead to solutions.

The European Union's Temporary Protection Directive was activated for the first time in 2022 and provided the basis for a coordinated and harmonized approach to protection for people fleeing the war in Ukraine, alongside similar schemes in other countries. UNHCR advocated for a flexible and inclusive application of temporary protection and continued access to individual asylum procedures where needed, as well as steps to address administrative and legal barriers.

UNHCR intervened as a third party in 13 judicial cases: seven cases before national courts in five countries and six cases before regional courts, involving six countries. UNHCR's interventions addressed issues regarding the definition of a refugee; access to territory and asylum procedures; protection against refoulement; expulsion at borders; interception at sea; externalization of asylum; as well as persecution on the basis of sexual orientation or gender identity.

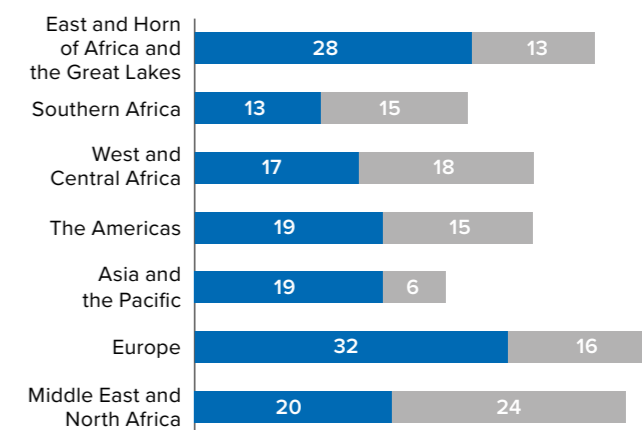
UNHCR advocated for human rights, through the UN human rights mechanisms, delivering 10 statements during Human Rights Council sessions, contributing information for 16 [Special Procedures](#)' annual reports and 16 country visits, preparing 31 written submissions for the [Universal Periodic Review](#) process, sharing 114 confidential written briefs with UN treaty bodies and participating in eight human rights-related inter-agency task teams.

To respond more effectively and efficiently to mixed movements of people displaced by persecution, conflict and rights violations alongside others on the move, UNHCR and IOM developed a "[Framework of engagement](#)".

Global expenditure and budget for Protection policy and law

\$162 million spent against a budget of **\$271 million** **\$109 million** of unmet needs or **40%** of the budget

Regional expenditure and unmet needs (USD Millions)



● Expenditure ● Unmet needs

In follow-up to its [2020 legal considerations](#), UNHCR further strengthened its engagement on legal and normative aspects of displacement in the context of climate change and disasters in collaboration with civil society, States and academia. UNHCR engaged with African researchers to advance [research on law and policy responses](#) in Africa and commissioned a study on human mobility and climate change in the [IGAD region](#).

Challenges to achieving outcomes

65 States maintain reservations or declarations to important provisions of the 1951 Convention and its 1967 Protocol, most limiting the rights of refugees, including the right to work, freedom of movement, and access to basic services. Some States parties to the 1951 Convention do not have asylum legislation, or their national legal frameworks are not fully in compliance with international and regional standards. UNHCR's views on proposed legislative changes were not always followed, leading to legislation with reduced protection safeguards, or provisions at variance with legal obligations.

Renewed commitment to compliance with international legal principles and standards is crucial to ensure access to protection and rights.

CORE INDICATORS IN 2022 FOR OUTCOMES AREAS 1-3

ACCESS TO TERRITORY, REGISTRATION AND DOCUMENTATION		Population concerned	Percentage of countries with a result:			
			below 25%	between 25% and 50%	between 50% and 75%	above 75%
1.1	Proportion of refugees and asylum-seekers registered on an individual basis	Refugees and asylum-seekers	7%	1%	6%	86%
1.2	Proportion of children under 5 years of age whose births have been registered with a civil authority [SDG 16.9.1 - Tier 1]	IDPs	31%	23%	15%	31%
		Refugees and asylum-seekers	16%	6%	19%	59%
		Returnees	20%	0%	40%	40%
		Stateless persons	18%	27%	18%	36%
1.3	Proportion of people with legally recognized identity documents or credentials [GCR 4.2.2].	IDPs	33%	17%	17%	33%
		Refugees and asylum-seekers	10%	3%	15%	72%
		Stateless persons	7%	14%	0%	79%

STATUS DETERMINATION		Percentage of countries	up to 3 months	3-6 months	6-12 months	more than 12 months
			2.1	Average processing time (in days) from registration to first instance asylum decision	15%	27%

		Population concerned	Percentage of countries with a result:			
			below 25%	25-50%	50-75%	above 75%
2.2	Proportion of individuals undergoing asylum procedures who have access to legal advice or representation	Refugees and asylum-seekers	12%	3%	7%	78%
2.3	Proportion of individuals undergoing asylum procedures who have access to an effective appeal mechanism after first instance rejection of their claim	Refugees and asylum-seekers	8%	3%	0%	89%

PROTECTION POLICY AND LAW			Percentage of countries reporting:		
			Not adequate	Adequate	Favourable
3.1	Extent national legal framework is in line with the 1951 Convention and/or its 1967 Protocol		41%	26%	32%
3.2	Extent national legal framework is in line with the 1961 Convention on the Reduction of Statelessness		46%	36%	18%



Malian refugees speak to a UNHCR staff member during an out-of-camp registration exercise in Nema, Hodh Ech Chargui, Mauritania.

© UNHCR/Omar Doukali

Focus Area





Meepia Chumee at her home in Baan Sri Dong Yen village, an ethnic Akha and Lisu hill tribe village in Chiang Mai, Thailand. Meepia, 34, was stateless and finally received her Thai nationality with the help of grass-roots NGOs after a complex four-year-long process.


© UNHCR/Rachaphon Riansiri

Statelessness

Core indicators for Statelessness in 2022

 **32,426** stateless persons acquired nationality, or had it confirmed
Target: 90,000
2021 result: 81,200

 **1** accession to the UN statelessness conventions
Target: 6, 2021 result: 4

 **13** States improved their nationality laws, policies and procedures to be more consistent with international standards on the prevention and reduction of statelessness.
Target: 20, 2021 result: 13

In 2022, some advances were made towards reducing statelessness and ensuring that individuals can enjoy their rights. Notably, 32,400 individuals who were formerly stateless were able to acquire or confirm their nationality. This amounted to less progress than in previous years. This calls for States to adopt national strategies that can accelerate progress on acquisition of nationality – preferably strategies that be implemented at scale. In **Kazakhstan**, an extensive identification and documentation campaign took place from October 2020 to May 2022, resulting in the confirmation of Kazakh nationality and receipt of nationality documentation for over 4,800 individuals. This was a significant achievement in addressing long-standing issues of statelessness in the country.

In **Kenya**, progress was made towards recognizing the Pemba people as citizens of the country, a population estimated to be around 7,000. The President announced in December that Kenya would initiate a process to recognize the Pemba people as Kenyan citizens, following years of advocacy from affected communities, a group of Members of Parliament, UNHCR and civil society. UNHCR is providing technical and operational support to ensure effective access to Kenyan citizenship and issuance of nationality documentation.

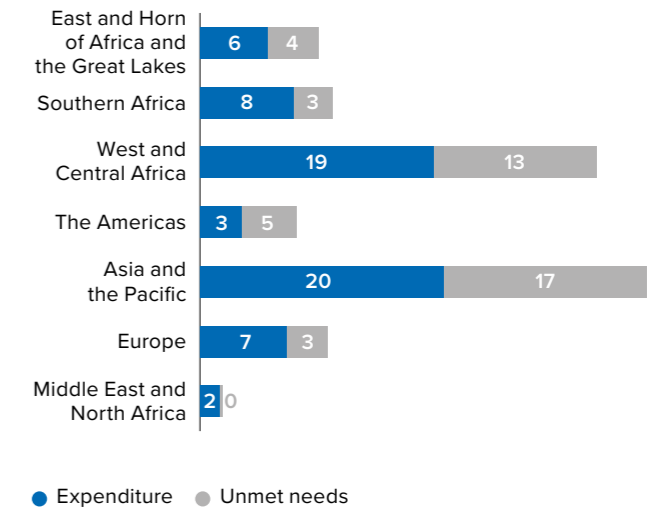
In 2022, **the Philippines** became the 78th State party to the 1961 Convention on the Reduction of Statelessness, making it the first country in South-east Asia to accede to the Convention.

Global expenditure and budget for Statelessness

\$67 million spent against a budget of **\$113 million**
\$46 million of unmet needs or **41%** of the budget

Regional expenditure and unmet needs for Statelessness

(USD Millions)



The Philippines had already acceded to the 1954 Convention relating to the Status of Stateless Persons. This decision followed a number of legislative steps taken to bring the nationality law in line with international standards on the reduction of statelessness.

In 2022, 13 States improved their laws, policies and procedures to prevent and reduce statelessness. Several States reformed their nationality laws and regulations to prevent childhood statelessness. For instance, the President of **Liberia** signed an act to amend the Aliens and Nationality Law to remove gender-discriminatory provisions which prevented women from conferring nationality on their children on an equal basis as men. Liberia is the third country to reform legislation to grant women and men equal rights in passing on their nationality to their children since the #IBelong Campaign was launched in 2014, following Madagascar and Sierra Leone. The Government of the Philippines enacted a law to grant Filipino nationality to children found on the territory of unknown parentage, also known as “foundlings”. This law formalized a 2016 court ruling and also allows foundlings who have reached the age of majority to be recognized as Filipino citizens.

Finally, the Government of **Indonesia** issued a new Regulation which provides a legal basis for children born to parents from mixed descent to be registered as Indonesian nationals, where they were previously excluded.

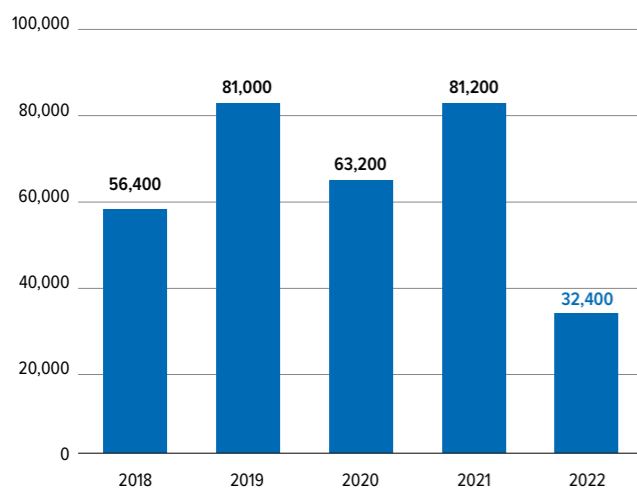
Several States took steps to ensure access to civil registration and prevent risks of statelessness. Notably, the Government of **Ukraine** introduced a new, simplified procedure for birth registration in areas where access to civil registration offices is terminated. The Government also issued a resolution to regulate the issuance of identity cards to facilitate the return to the country of Ukrainians and stateless people who have been removed to the Russian Federation and lost their documents. The Government of **Burkina Faso** rolled out the digital civil registration tool “Icivil” to areas where many populations at risk of statelessness reside. The tool enables quicker issuance of birth notifications, including by midwives.

There have also been considerable achievements in the strengthening of protection frameworks for stateless people in line with the 1954 Convention

relating to the Status of Stateless Persons. The National Assembly of **Benin** adopted a law on the status of refugees and stateless persons which includes provisions for the protection of stateless individuals and establishes a national body responsible for statelessness determination. Similarly, the House of Representatives of **the Kingdom of the Netherlands** adopted a law establishing a statelessness determination procedure (SDP) which provides the means to determine statelessness consistently, and ensures that stateless persons are protected. In addition to the SDP, an important amendment to the Nationality Act was adopted, providing undocumented stateless children access to Dutch nationality after five years of residence.

The Government of **Romania** adopted amendments to broaden the scope of Temporary Protection for people fleeing the conflict in Ukraine. The amendments enabled third country nationals, including those who had received international protection in Ukraine, stateless persons and their family members, to have easier access to the Temporary Protection status in Romania, and its corresponding rights and services.

Individuals who have acquired a nationality or had it confirmed | 2018-2022



Challenges

Despite growing momentum and commitments to address statelessness, some of the larger statelessness situations remain unaddressed because of lack of political will. Millions of stateless people continue to be deprived of access to basic rights and services and are left vulnerable to exploitation and abuse as a result. In many cases, statelessness is the result of discriminatory laws, policies and practices that deny certain groups of people their right to nationality. This can make it difficult to achieve progress in addressing statelessness through legal and policy reforms alone. This also points to the need to address statelessness as part of broader efforts to promote human rights and social inclusion.

Lack of accurate and comprehensive data on the scale and characteristics of statelessness continues to be a challenge in addressing statelessness. Without reliable data, it is difficult to understand the root causes of statelessness and design targeted interventions to address it. To improve quality data on statelessness, the Expert Group on Refugee, Internally Displaced Persons, and Statelessness Statistics developed International Recommendations on Statelessness Statistics (IROSS), which were later

endorsed by the UN Statistical Commission, at its 54th session in February and March 2023. Other than facilitating the production of statelessness statistics at national level, the purpose of the recommendations is also to promote greater harmonization of this data regionally and globally.



Meefah Ahsong (fourth from left) is a community casework volunteer helping stateless villagers in Chiang Mai, Thailand with the complicated process of applying for citizenship. Formerly stateless herself, she now works for the Legal Community Network and Legal Advocacy Walk, two of UNHCR's NGO partners.

© UNHCR/Apipar Norapoompipat



Outcome Area 4




UNHCR-supported gender-based violence prevention and response services and support is offered at Walungu Health Centre in South Kivu, in the Democratic Republic of the Congo. © UNHCR/Caroline Irby

Gender-based violence

5 GENDER EQUALITY Principles of refugee protection and asylum mean little if violence is a daily threat. In 2022, there were an estimated 57.6 million forcibly displaced and stateless women and girls living in humanitarian crisis and conflict situations, and they faced a heightened risk of gender-based violence, a serious and underreported human rights violation.

Core indicators

(For actual results in 2022, please see the Core indicator results section p.144.)

-  Proportion of forcibly displaced and stateless people who know where to access available services in response to gender-based violence
-  Proportion of forcibly displaced and stateless people who do not accept violence against women
-  Proportion of survivors who are satisfied with gender-based violence case management services

Multiple, overlapping crises increased [risks of gender-based violence](#) in countries of origin, transit and destination in 2022. A [study of seven countries in the Americas](#) found 62% of the women surveyed felt unsafe during transit and that the main form of violence faced during transit was sexual violence. In a UNHCR [assessment in Ethiopia](#), 32% of respondents indicated that women and girls were at risk of rape and sexual violence while collecting firewood, 20% while travelling to the market and 13% while at home. The World Bank’s “[Gender dimensions of forced displacement](#)” research programme’s [findings](#) summarized how gender inequality impacts an individual’s experience during forced displacement, including higher risks of intimate partner violence.

In 2022, 73% of UNHCR operations (131 countries reporting) had gender-based violence services available for survivors and those at risk. Somalia, Niger, Ethiopia, Sudan and the Democratic Republic of the Congo accounted for more than a quarter of UNHCR’s global expenditure on gender-based violence programmes. UNHCR increasingly engaged women-led organizations, including those led by

displaced women. In Ethiopia, Kenya, Rwanda, Somalia, Sudan and Uganda, for example, UNHCR operations provided small grants to local women-led organizations. In Mozambique, UNHCR worked with two women-led organizations to provide legal support and access to justice for gender-based violence survivors and to economically empower internally displaced women through financial and business literacy, livelihoods opportunities, and building networks. Globally, 63% more women-led organizations and groups were involved in gender-based violence coordination mechanisms in refugee settings than in 2021. Many operations supported national systems’ survivor-centred practices and expanded outreach and services to refugee communities. Examples included facilitating refugees’ access to Government-run safe shelters for survivors in Egypt, Kenya and the United Arab Emirates, and supporting mobile family protection units to reach remote and underserved communities in Jordan.

UNHCR took steps to prevent violence against women by engaging communities in addressing harmful social norms, implementing the “Engaging men in accountable practices” in Indonesia, Iraq, Malaysia, Nigeria, South Sudan, the Syrian Arab Republic (Syria) and Thailand, the “[SASA! approach](#)” in South Sudan and Uganda, and the IRC [Girl Shine](#) effort in Bangladesh, Cameroon, Libya and Syria. In some locations in Ethiopia, prevention and response services were provided at one-stop centres, where awareness-raising efforts reached 184,528 people (105,612 of them female) in Gambella region alone. In Brazil, UNHCR is implementing prevention initiatives in emergency shelters where indigenous peoples are living in Roraima.

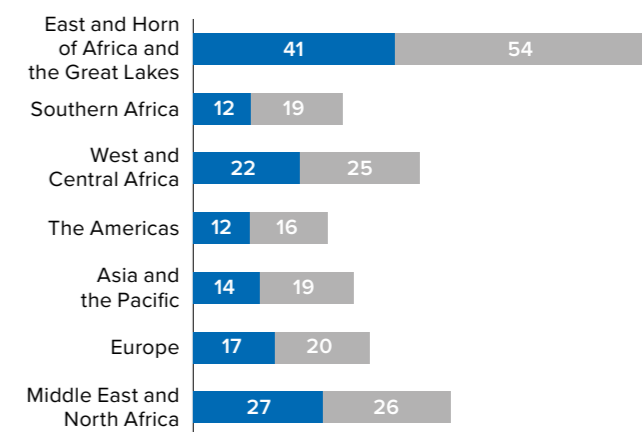
To prioritize prevention and response from the start of crises, UNHCR deployed gender-based violence specialists to 14 emergencies, including in Chile, Ethiopia, the Islamic Republic of Iran, Poland, the Republic of Moldova and Somalia. The emergency deployments, supported by the [Safe from the Start](#) initiative, ensured life-saving services for over 1 million forcibly displaced people in 2022.

UNHCR carried out training and technical guidance (such as “[Vetting and registration of volunteers and volunteer organisations supporting the Ukraine refugee response](#)”) to inculcate gender-based violence risk mitigation throughout its work and

Global expenditure and budget for Gender-based violence

\$146 million spent against a budget of **\$325 million** **\$179 million** of unmet needs or **55%** of the budget

Regional expenditure and unmet needs (USD Millions)



● Expenditure ● Unmet needs

that of UNHCR-led clusters. At least 4,398 UNHCR and partner staff received training, with 92% demonstrating increased knowledge of gender-based violence prevention and response.

Challenges to achieving outcomes

Myriad barriers impeded survivors’ access to gender-based violence programming, including the distance to service providers, difficulties and cost of travel, language barriers, stigmatization, arrest and other legal repercussions. Cultural taboos, impunity and fear of retaliation suppressed reporting. Even where national structures were robust, lack of or lapsed asylum documentation often discouraged reporting.

Underfunding limited UNHCR’s ability to prevent and respond to gender-based violence in a growing displaced and stateless population. Even the largest programmes faced substantial funding gaps. The five operations that spent the most on gender-based violence programmes were able to cover just 35% of their budgeted needs. Underfunding particularly affected partnerships with local and displaced women-led organizations and with national counterparts which required longer-term commitments.



A women's community centre in the Kabasa camp for internally displaced people in Dollow, Somalia, where women can receive psychosocial support along with livelihood training to help them earn a sustainable living.

"I have met survivors of gender-based violence in every assignment I have taken with UNHCR."

I began working for UNHCR in 2007 in Tehran and have since worked in Thailand, Somalia, Chad and Pakistan. During most of my UNHCR assignments I have worked on the resettlement of refugees, including survivors of gender-based violence and women at risk. I've become skilled at recognizing the signs of distress when interviewing women and girls who have been exposed to gender-based violence. It is often difficult for survivors to have trust and to talk about their experiences. I therefore strive to create an enabling environment to make them feel comfortable to express themselves without fear. When survivors come forward with their account of a traumatic experience, I refer them to dedicated

gender-based violence support services, based on their preference. Cases which are assessed to have continuous risk in the country of asylum are referred for resettlement consideration.

In some places there may be higher rates of child marriage or female genital mutilation, while in others, the gender-based violence may take other forms such as domestic violence or sexual abuse – unfortunately it can occur in every community around the world. UNHCR provides mandatory training on gender-based violence and makes sure that both UNHCR staff and partners have access to additional resources where needed.

© UNHCR/Naah/Nahid

Peshawar, where I work now, is located close to Pakistan's border with Afghanistan and has provided sanctuary for Afghan refugees for over 40 years. In coordination with the authorities, UNHCR provides protection and assistance to refugees and internally displaced people and works closely with the communities to prevent and mitigate protection risks, including gender-based violence.

Many survivors are reluctant to disclose incidents of gender-based violence due to stigma and fear of retaliation. Unfortunately, incidents remain largely underreported and access to justice for girls and women is often impeded by the lack of family or community support. Girls also face more challenges in accessing quality education, and their education lags behind boys.

Currently, I am focused on interviewing refugees and preparing resettlement registration forms, and I can contribute to finding a durable solution for survivors and women at risk by submitting their cases to resettlement countries.

Some women and girls I have interviewed have been accepted by resettlement countries – this has given me a sense of joy and relief. Resettlement is not a remedy to all problems but it provides a level of safety and support that might not have been available to them before. I am happy to be contributing to this important endeavour, which offers an opportunity for these women and girls to seek a happy life, and a chance to rebuild their future in safety.



Fatemeh Mehdipour is an associate protection officer with UNHCR in Peshawar, Pakistan. She aims to pursue a Master's degree in gender, justice and society to continue expanding her skills in supporting survivors and women at risk.

© UNHCR/Alana Bhandari/Naah/Nahid



Outcome Area 5

The MoldExpo centre in the Moldovan capital Chisinau has been adapted to accommodate refugees from Ukraine and includes a “Blue Dot” safe space, a support hub that provides protection services and information for refugees, with a particular focus on children and the most vulnerable. © UNHCR/Caroline Bach

Child protection

Children account for an estimated 40% of the world’s forcibly displaced and stateless population. In 2022, 65 UNHCR operations implemented dedicated child protection programming. The most commonly

reported risks were unaccompanied or separated children and lack of adequate care arrangements (reported by 75% of operations), while child labour, discrimination or neglect, and gender-based violence such as child marriage and sexual violence or exploitation were the next most common. In approximately one third of operations children lacked access to protection services or reported psychosocial distress. UNHCR worked with partners to provide child protection services to children at risk, strengthen national child protection systems, and support children, families and communities to protect children.

61 operations provided key child protection services for children at risk. The most common were identification and referral of children at risk to multisectoral services, [best interests procedures](#), alternative care arrangements and family tracing and reunification. UNHCR operations also provided mental health and psychosocial support, gender-based violence services for children and targeted

Core indicators

(For actual results in 2022, please see the Core indicator results section p.144.)



Proportion of children at heightened risk supported by best interests procedures



Proportion of children who participate in community-based child protection programmes



Proportion of unaccompanied and separated children who are in an appropriate alternative care arrangement

support for children with disabilities. For instance, in Cameroon, UNHCR and partners supported over 16,000 children at risk with case management and provided almost 6,000 children with psychosocial support and referral to relevant multisectoral services. In Europe, UNHCR and partners established 39 “[Blue dot hubs](#)” across seven countries and provided almost 30,000 children in Ukraine with psychosocial support. Globally, information management was strengthened: the number of child protection cases created or updated in UNHCR’s proGres v4 registration system almost doubled in 2022.

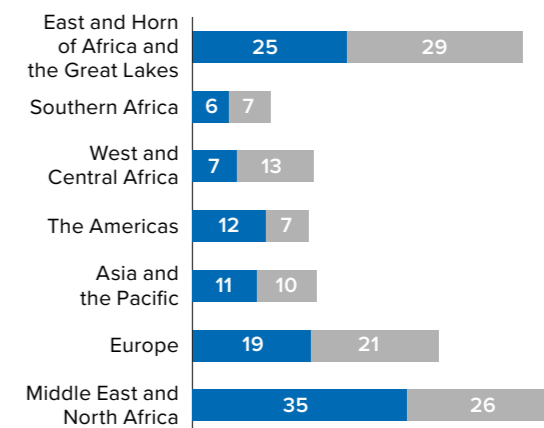
47 UNHCR operations worked to strengthen child protection systems and child-friendly procedures, by advocating with national actors, enhancing national child protection systems and local capacity, facilitating and monitoring access to national service providers, providing input for legal and policy reforms or ensuring access to child-friendly procedures. In countries from Bosnia-Herzegovina to South Africa, UNHCR and UNICEF pressed for national child protection systems to include forcibly displaced and stateless children, including implementing the Inclusion toolkit on refugee children in national child protection systems. When UNHCR and partners responded to the arrival of Ukrainian refugees in Hungary, the Republic of Moldova, Poland, Romania and Slovakia, a key element was supporting national authorities to adapt child protection policies and procedures and building their response capacity. In Spain, UNHCR trained over 1,000 Government officials and NGO workers in child protection centres to identify unaccompanied children at risk and promote their access to asylum procedures. UNHCR supported 87 child institutions under Türkiye’s Ministry of Family and Social Services, training 1,100 staff. In Pakistan, UNHCR provided technical guidance and trained 409 partner and Government staff on child protection.

39 operations supported community-based child protection, including through community outreach workers, community centres and safe spaces, community-led initiatives and public information, communication and behaviour change initiatives. 18 operations supported families with legal counselling and support, economic strengthening and cash-based interventions, parenting programmes and support for foster

Global expenditure and budget for Child protection

\$118 million spent against a budget of **\$230 million** **\$112 million** of unmet needs or **49%** of the budget

Regional expenditure and unmet needs (USD Millions)



● Expenditure ● Unmet needs

families. 39 operations supported children’s life skills programmes and recreational, sporting, arts or other structured activities. UNHCR provided parenting programmes and supported community-led child protection in South Sudan, and provided life skills for children in Slovakia, where [a children’s Help site](#) was developed in different languages. In Niger, almost 15,000 children benefited from 22 child-friendly spaces, and 45,000 people were reached with information about child protection issues and services.

Challenges to achieving outcomes

78% of operations reported challenges including government capacity (cited by 57% of operations reporting), partner capacity (32%), funding (28%), staff capacity (20%), and legal and policy frameworks (20%). In Cameroon, Ethiopia and Lebanon, interventions for children with disabilities, adolescent boys and girls including teenage mothers, and those in need of mental health and psychosocial support, had to be scaled back. In Rwanda, underfunding limited the number of case workers, impairing the quality of services to children at risk. Many operations reported that shortfalls in cross-sectoral/basic needs, education, health, and food/nutrition contributed to child protection risks.



Outcome Area 6

Asylum-seekers make their way to Mitiga airport near Tripoli in Libya to board a UNHCR-chartered evacuation flight to Italy, where they will find safety. The 114 Sudanese, Syrians and other nationalities taking the flight include vulnerable people such as children, at-risk women, survivors of violence and individuals just released from detention.

© UNHCR/Mohamed Alalem

Safety and access to justice

In 2022, UNHCR worked with a broad range of State, legal, academic and civil society partners to promote safety and access to justice for forcibly displaced and stateless persons.

In all regions, UNHCR promoted the international standards expressed in UNHCR’s 2012 “[Detention guidelines](#)”, stressing that the detention of asylum-seekers and refugees must be a measure of last resort. It continued to advocate for alternatives to detention, including through work with partners in

Core indicators

(For actual results in 2022, please see the Core indicator results section p.144.)



Number of forcibly displaced and stateless people arrested or detained in relation to immigration control or legal status, per 10,000 registered forcibly displaced and stateless people

the UN Migration Network, as co-lead of a [Working Group on Alternatives to Detention](#) with UNICEF, IOM and the International Detention Coalition.

While there were positive developments in some countries, worrying trends occurred in others. For example, New Zealand positively saw a 9% decrease in the detention of refugees in 2022, while in other countries, public health concerns were used to justify blanket detention of asylum-seekers and hinder UNHCR’s access to detention centres. In many regions, the detention of children continued. UNHCR joined efforts with UNICEF and IOM in reviewing child immigration detention practices across Europe and offering a range of [alternatives and recommendations to help countries end child detention](#). Belgium created an Alternatives to Detention Department and rolled out a comprehensive policy of Individual Case Management in 2022. UNHCR also actively contributed to the development of the [Progress Declaration](#) on implementation of the Global

Compact on Migration, adopted during the International Migration Review Forum in May 2022, which contains strong commitments in favour of alternatives.

Of the 53 UNHCR operations reporting on safety and access to justice, at least 48% engaged in detention monitoring to identify and support persons with international protection needs detained on charges of irregular entry or related to status, and to encourage the authorities to improve detention conditions where necessary. Across all regions, UNHCR trained asylum authorities, police, border guards, judiciary, and other legal practitioners on refugee protection, with the aim of enhancing access to justice and rights.

Access to legal aid and legal awareness is critical to ensuring access to justice. About 62% of reporting operations worked to provide legal assistance for forcibly displaced people, especially the most vulnerable, on a wide range of issues, including immigration detention. For example, in Mexico, UNHCR provided legal orientation to 201,000 persons regarding access to asylum and immigration procedures. In Bangladesh, UNHCR delivered legal aid to 25,000 refugees and reached out to 35,000 with legal orientation. In some countries, such as Bangladesh, Libya and Sudan, UNHCR’s legal interventions were vital in protecting vulnerable refugees who were victims of trafficking and aggravated smuggling and supporting their access to protection and remedies. For example, despite the access constraints, UNHCR facilitated the evacuation from Libya of vulnerable individuals to other countries. In Uganda, UNHCR successfully advocated with immigration authorities for the release of all the 203 individuals who had been arrested and detained in relation to legal status. UNHCR’s training efforts with immigration, police and other authorities contributed to this result.

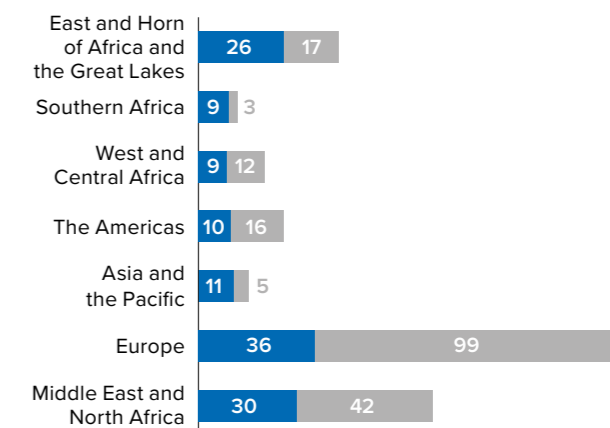
Challenges to achieving outcomes

Immigration detention on account of irregular entry or status continued to be routinely used in many countries with lasting and severe harmful effects

Global expenditure and budget for Safety and access to justice

\$131 million spent against a budget of **\$325 million** **\$193 million** of unmet needs or **60%** of the budget

Regional expenditure and unmet needs (USD Millions)









● Expenditure ● Unmet needs

on forcibly displaced people, especially children. In several countries UNHCR experienced difficulties with gaining access to places of detention, hindering the exercise of its protection mandate.

Legal information and legal aid are critical to ensure access to justice for forcibly displaced people. But UNHCR’s efforts to ensure individuals could access legal remedies were hampered by underfunding, restrictive legal frameworks, a shortage of legal services and trained legal practitioners, volatile security and lack of access to remote areas and places of detention. Furthermore, more resources were necessary to promote the use of non-custodial and community-based alternatives to detention, particularly for children and families, including an evidence-based presentation of the benefits for both asylum-seekers and States. UNHCR sought to overcome these challenges through partnerships, the use of digital technology, and by combining legal interventions with targeted advocacy with key government partners.

CORE INDICATORS IN 2022 FOR OUTCOME AREAS 4-6

GENDER-BASED VIOLENCE		Population concerned	Percentage of countries with a result:			
			below 25%	between 25% and 50%	between 50% and 75%	above 75%
4.1 	Proportion of people who know where to access available gender-based violence services	IDPs	31%	13%	25%	31%
		Refugees and asylum-seekers	11%	11%	25%	53%
		Returnees	17%	0%	17%	67%
4.2 	Proportion of people who do not accept violence against women	IDPs	8%	15%	31%	46%
		Refugees and asylum-seekers	8%	6%	17%	69%
4.3 	Proportion of survivors who are satisfied with gender-based violence case management services	IDPs	20%	30%	10%	40%
		Refugees and asylum-seekers	2%	5%	19%	74%

CHILD PROTECTION		Population concerned	Percentage of countries with a result:			
			below 25%	between 25% and 50%	between 50% and 75%	above 75%
5.1 	Proportion of children at heightened risk who are supported by a Best Interests Procedure	IDPs	25%	13%	38%	25%
		Refugees and asylum-seekers	23%	17%	23%	38%
5.2 	Proportion of children who participate in community-based child protection programmes	IDPs	55%	36%	9%	0%
		Refugees and asylum-seekers	47%	22%	8%	24%
5.3 	Proportion of unaccompanied and separated children who are in an appropriate alternative care arrangement	IDPs	17%	0%	50%	33%
		Refugees and asylum-seekers	28%	6%	23%	43%

SAFETY AND ACCESS TO JUSTICE		Population concerned	Number of people
6.1 	Number of people arrested or detained related to immigration control or legal status	Refugees and asylum-seekers	24,118
		Stateless persons	3,018



A mural depicting the roles of women in society and denouncing gender-based violence features on the wall of the Kananga-based charity FMMDI (Femmes Main dans la main pour le Développement Intégral) in Kasai-Central in the Democratic Republic of the Congo.

© UNHCR/Caroline Irby

Focus Area



The waters of the Logone River flooded residential neighbourhoods in Kousseri district in the Far North region of Cameroon, forcing thousands from their homes.

© UNHCR/Moise Amedje Pelada

Climate action

Each of the [past nine years were the warmest on record](#). The next nine years are likely to be even hotter. Those with the least protection and resources to adapt will be most at risk. Climate-fuelled crises are increasing in frequency and their devastating impacts, forcing tens of millions of people to flee and making life even more precarious for those already uprooted from their homes. Safe and sustainable solutions for displaced people are becoming harder to achieve as climate change adds to degraded and dangerous conditions in areas of origin and refuge.

From catastrophic flooding in Pakistan, the Democratic Republic of the Congo and parts of the Sahel, to relentless drought and suffering in Afghanistan, Madagascar and the Horn of Africa,

millions have been displaced. In 2022, the onward displacement of over 3,900 Syrian refugees in Lebanon as a result of devastating winter storms and the damage caused to 80% of refugee shelters in Maratane settlement in Mozambique by Cyclone Gombe were just two of examples of the many devastating consequences on displaced people.

Strengthening operations

UNHCR revised its [“Policy on emergency preparedness and response”](#) in 2022 to harmonize and simplify preparedness procedures, guidance and tools, including for natural hazard-induced emergencies. Standby partners provided essential technical support, with 16 deployments of energy and environment experts supporting UNHCR’s

operations in Bangladesh, Burundi, Chad, Colombia, Djibouti, Jordan, Kenya, Mauritania, Niger, the United Republic of Tanzania, Uganda and Zambia. Global Protection Cluster [guidance](#) and an accompanying [toolkit](#) on “Preparedness for protection in the context of climate change and disasters” was rolled out in the East and Horn of Africa cluster operations.

In their emergency risk analysis, 44 UNHCR operations identified 47 climate-related hazards that could increase humanitarian needs and displacement. There was strong collaboration and sharing of knowledge on preparedness, early warning and early action through participation in coordination mechanisms and specialized

networks and initiatives at local, regional and global level.

UNHCR worked to mitigate climate impacts such as flooding, landslides, water scarcity and deforestation in displacement settlements through increasingly climate-smart settlement planning, shelter, housing, water, sanitation, hygiene and energy. In collaboration with the United Nations Satellite Centre, UNHCR facilitated the geospatial and hydrological analysis of 30 existing settlements in the 15 countries most affected by climate-related shocks, a first step towards designing and implementing risk mitigation and resilience measures.

UNHCR’s [Refugee Environmental Protection \(REP\) Fund](#) aims to provide long-term funding for reforestation and clean cooking programmes by linking their environmental benefits to global carbon markets, while generating green jobs for refugees and host communities. Launched in December 2021, the Fund received \$2 million in 2022 and started feasibility studies in Rwanda, South Sudan, Sudan and Uganda.

UNHCR had equipped around 46% of its nearly 500 water pumps with solar-powered systems by the end of 2022, although hundreds more still ran on diesel power. To speed up the financing of solarization of water systems UNHCR launched [“Project Flow”](#). The project received \$10.5 million by the end of 2022 and started field-based feasibility studies for solarizing 40 water systems in Ethiopia, Mauritania, Rwanda, South Sudan, Sudan and Zambia.

Law and policy

In 2022, a key objective was to promote recognition of displacement in international climate-related policy fora. Advocacy efforts, in collaboration with partners and displaced people themselves, led to the historic inclusion of “forced displacement” in the [outcome document of the 2022 UN Climate Change Conference \(COP27\)](#), providing a strong base for further advocacy on the unique situation of displaced people in international climate negotiations.

UNHCR supported governments in the development of legal and policy frameworks for the protection of people internally displaced in the context of disasters and climate change, such as Burkina Faso, Chad, Ethiopia, Nigeria, the Philippines and South Sudan. UNHCR supported a network of African researchers on the application of refugee law in the context of climate change and disasters. UNHCR also produced a study on human mobility and climate change in [the IGAD region](#) under the joint programme on [“Addressing drivers and facilitating safe, orderly and regular migration in the contexts of disasters and climate change”](#) funded by the Multi-Partner Trust Fund. The study provides a basis for strengthening the protection environment and governance of mobility in the region.

In collaboration with the Global Protection Cluster, UNHCR launched the [“Global report on law and policy on internal displacement: implementing national responsibility”](#), presenting three decades of legal and policy developments for the protection of internally displaced people worldwide, with a specific focus on effective legal and policy interventions to address climate-related displacement.

In collaboration with the office of the UN Special Coordinator for Development in the Sahel and a research consortium of 18 academic institutions, UNHCR released a report entitled [“Moving from reaction to action: predicting vulnerability hotspots in the Sahel”](#) to support resilience in the Sahel and support climate risk-informed collaboration across the peace, development and humanitarian sectors.

Greening UNHCR

UNHCR aims to reduce its own environmental footprint and greenhouse gas emissions by at least 45% by 2030, from a 2018 baseline. In 2022, UNHCR achieved climate neutrality through offsets for a fourth year running and forged ahead with installing Green Boxes, which remotely monitor

UNHCR offices’ electricity use. 92% of offices had installed a Green Box by the end of 2022. 85% of UNHCR’s offices took part in the annual UN-wide [“Greening the Blue”](#) reporting survey, a significant increase from the 54% that took part the previous year.

The [Green Financing Facility](#) enabled UNHCR to enter into the agency’s first long-term “solar as a service” energy contracts for two UNHCR facilities in Uganda and one in Kenya. These renewable energy projects, to be constructed in 2023, will reduce these operations’ emissions by more than 80% and supply them with clean energy. These initial projects further paved the way for a large wave of upcoming solarization initiatives across the organization which will materially reduce UNHCR’s overall greenhouse gas emissions.

UNHCR took major steps to improve the sustainability of its end-to-end supply chain, developing greener specifications for blankets, sleeping mats, jerry cans and buckets. In addition, the Office launched a pilot procurement of sustainable core relief items in the Asia and Pacific region to replenish stocks in Afghanistan, Kyrgyzstan, Pakistan and Uzbekistan, including blankets made with 100% recycled plastic and solar lamps with 20% recycled plastic. UNHCR expects this pilot to lower carbon dioxide emissions by an estimated 1.840 tonnes, saving the equivalent of 680,000 litres of diesel.



In the middle of the largest rainwater harvesting site in Filtu town, a man reaches into the belly of the earth in search of water. Of all drought affected areas in Ethiopia, the three zones UNHCR serves from Melkadida in the Somali Region are the most severely hit.

© UNHCR/ Mary Sanyu Osire



The [Innovation, Environment and Resilience Fund](#) was launched in 2022. This collaborative programme provides space and resources for UNHCR teams to devise innovative solutions to address impacts of the climate and environmental crises. Devising solutions in collaboration with displaced people and their hosts is a core principle of this programme. 10 pilot projects began in 2022 and will continue in 2023. These include a project in Peru testing “fog nets” as a potential solution to water scarcity in an arid and polluted environment; a trial of fish farming in swamps around refugee settlements in Uganda; and an e-waste recycling pilot project that could benefit 40,000 people in Bangladesh. The pilot project in Ecuador – *“Guardianes de Ecosistemas”* – took a community-based management approach to addressing specific environmental challenges experienced by forcibly displaced communities among five different ecosystems. Two communities focused on establishing recycling mechanisms, two on the use of bamboo for more sustainable constructions and more environmentally friendly techniques, and one on cleaning up the river ecosystem and establishing a barrier to avoid further pollution from waste washing into the river.



Outcome Area 7

A mural depicting the roles of women in society and denouncing gender-based violence outside the charity FMMDI (*Femmes Main dans la Main pour le Développement Intégral*) in Kasai-Central, in the Democratic Republic of the Congo.

© UNHCR/Caroline Irby

Community engagement and women's empowerment

Core indicators

(For actual results in 2022, please see the Core indicator results section p.170.)



Proportion of forcibly displaced and stateless people who participate meaningfully across all phases of the operation management cycle



Proportion of forcibly displaced and stateless people who have access to effective feedback and response mechanisms



Proportion/number of active female participants on leadership/management structures



UNHCR seeks to be accountable to forcibly displaced and stateless people and ensure they have a central role in

decision-making that affects them, guided by its "[Policy on Age, Gender and Diversity](#)" (AGD) and its commitments towards accountability to affected people (AAP) and gender equality. Implementation of the policy was assessed in an [evaluation report](#) in April 2022.

During the year, UNHCR engaged with communities and community-based organizations at all levels. To facilitate engagement and cooperation, an ad-hoc [Task Team](#) developed a [definition of refugee-led organizations](#) which will contribute to tracking progress on localization, launched a global mapping of organizations led by displaced and stateless people, and promoted an [online information](#)

[repository](#) to help them access useful resources. Within months, the mapping exercise had recorded 365 grass-roots organizations in 78 countries.

A representative and inclusive [Advisory Board](#) of 16 organizations led by refugees, internally displaced and stateless people, was established to advise UNHCR on how to better include the views of community-based organizations in its activities.

UNHCR introduced small-scale [grants](#) for grass-roots organizations at the start of 2022, awarding \$233,000 to 70 initiatives in 22 countries, promoting social cohesion, building local community skills, and creating spaces for women, children, youth and LGBTIQ+ individuals. A [Refugee-led innovation fund](#) was also launched to help community-based organizations put their own creative ideas into action.

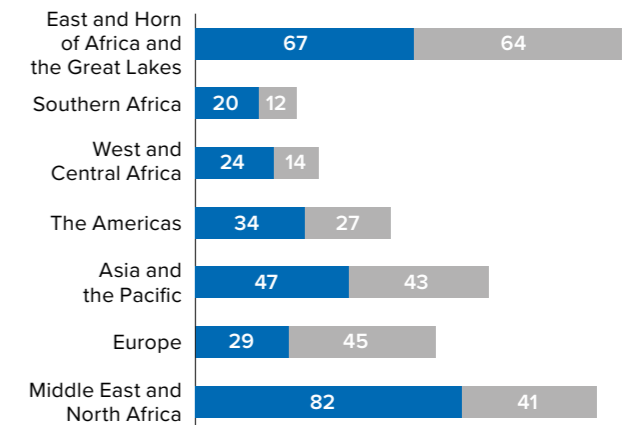
UNHCR implemented "[Core actions for refugee youth](#)" in at least 36 countries, and gave targeted support to youth-focused community-based initiatives in Brazil, Dominican Republic, El Salvador, Malaysia, Malawi, Niger and Zimbabwe, with activities such as creative arts, sports, and media initiatives to promote refugee rights.

UNHCR invested in gender-responsive and transformative programming, expressly included women and girls in livelihood initiatives and in cash assistance and promoted their access to education and documentation to reduce school dropouts, prevent child marriage and bridge the digital gender gap. It prioritized the participation and leadership of women and girls in the design, implementation, and monitoring of UNHCR's programmes, and strove to disaggregate data by sex across all its operations. In several countries, partnerships with ministries, UN organizations, civil society and the private sector contributed to the inclusion of women and girls in national protection systems. UNHCR supported women's associations in Ethiopia, supplied resources for first-line responses to 88 community-based structures in Sudan's East Darfur region, trained 600 women members of community structures in the United Republic of Tanzania, and worked with 263 community organizations in Niger.

Global expenditure and budget for Community engagement and women's empowerment

\$309 million spent against a budget of **\$555 million** **\$246 million** of unmet needs or **44%** of the budget

Regional expenditure and unmet needs (USD Millions)



● Expenditure ● Unmet needs

UNHCR collaborated with the World Bank on the "[Gender dimensions of forced displacement](#)" research programme and a [synthesis report](#) that will inform policy and programming.

UNHCR continued to engage displaced and stateless persons in participatory assessments to gather accurate information on the specific protection risks they face and the underlying causes, to understand their capacities and coping strategies, and to hear their proposed solutions. 72 operations completed participatory assessments, including in Yemen, where 900 individuals took part in 58 focus group discussions in Sana'a, Aden and Mukalla; in South Sudan, where participatory assessments targeted 5,746 IDPs, refugees and returnees; and in Pakistan, where 2,204 participants took part in focus groups, key informant interviews and semi-structured interviews.

To support the pivotal role of communities as first respondents, UNHCR worked closely with community structures, including leadership, outreach volunteers, women and youth committees.

At least 25 UNHCR operations had community volunteer programmes that helped identify people at heightened risk, including a network of 463 community outreach volunteers and 1,137 community leaders in Iraq, and a network of 153 trained volunteers in Mozambique who disseminated messages on protection, prevention of sexual exploitation and abuse, early marriage and gender-based violence. In Niger, UNHCR worked with a network of 263 community structures around environmentally sustainable income-generating activities and peaceful coexistence. In Bangladesh, UNHCR built relationships with over 700 female religious teachers across all the camps to engage women in key protection discussions at the community level.

UNHCR documented [promising practices on applying an AGD approach](#) and 3,919 staff and partners were trained on AGD or community-based protection (CBP), including 243 participants to regional or country-specific structured learning on disability inclusion, AAP and protection of LGBTIQ+ persons.

Persons with disabilities and older persons

UNHCR's AGD policy and the [UN Disability Inclusion Strategy](#) guided UNHCR's engagement with persons with disabilities. In 2022, UNHCR reached almost 5,300 older persons and 127,000 persons with disabilities with targeted support.

Community-based education initiatives helped at least 3,475 children with disabilities to access education in Algeria, Niger, Peru, Saudi Arabia, Zambia and Zimbabwe, and community volunteers conducted household visits to persons with disabilities and older persons in 16 countries, allowing access to cash assistance, assistive devices, home-based rehabilitation, mental health and psychosocial support, and job skills training.

UNHCR's support ranged from legal assistance and awareness on disability to accessibility adaptations of communications or of reception premises, water points and latrines. UNHCR ensured refugees' access to national disability schemes in Bulgaria, Croatia and Tajikistan, and 200 refugees accessed national disability cards in Cameroon.

UNHCR and the International Disability Alliance engaged 486 participants, including at least 175 persons with disabilities (40% women), in global [consultations](#), resulting in a [discussion paper](#) on the intersection of international refugee law and the UN Convention on the Rights of Persons with Disabilities that should contribute to integrate disability inclusion into the 2023 Global Refugee Forum. UNHCR published "[UNHCR's approach to forcibly displaced and stateless persons with disabilities](#)" and disseminated guidance on [identifying](#) and [interviewing](#) persons with disabilities using the [Washington Group questions on disability](#). The prevalence of persons with disabilities newly recorded in proGres increased from 2.2% to 4.3% at the end of 2022, while still remaining below the [estimated 16%](#) of the world population living with a disability.

LGBTIQ+

Guided by the recommendations of the 2021 Roundtable on "[Protection and solutions for LGBTIQ+ individuals](#)", UNHCR invested in building the capacity of its workforce and expanded its collaboration with local LGBTIQ+ civil society actors.

14 operations reported having included LGBTIQ+ persons in the participatory assessment exercise, including **Argentina, Cyprus, Greece, Kenya and South Africa**.

In **El Salvador**, UNHCR partner [COMCAVIS](#) facilitated 10 workshops targeting 358 Government officials on the rights of LGBTIQ+ persons. UNHCR engaged

almost 9,000 people (including 5,253 women and girls and 502 LGBTIQ+ individuals) in community activities that aim to strengthen community self-management, organization and citizen participation.

In **Guatemala**, through partnership with LAMBDA, LGBTIQ+ persons benefited from tools to facilitate their self-management and effective participation in the public space. UNHCR **Poland** collaborated with [Lambda Warsawa](#), [Fundacja Trans-Fuzja](#) and [Warsaw House Foundation](#) to facilitate the inclusion of LGBTIQ+ individuals in psychosocial support, legal counselling, and job advisory services. In **Lebanon**, an outreach volunteer programme and LGBTIQ+ youth and peer support groups informed sensitive awareness-raising outreach strategies. In the **Middle East and North Africa**, UNHCR launched a diversity project on protection and safety of LGBTIQ+ persons in displacement. This included the establishment of an LGBTIQ+ focal points network which includes civil society organizations from across the region and worked to promote learning and information exchanges.

Two-way communication, feedback and response

UNHCR developed a [five-year plan to strengthen Accountability to Affected People](#), with an estimated five-year budget of \$45 million, recognizing the central role of people and communities in decision-making, the importance of effective two-way communication, supported by accessible mechanisms to share information and obtain feedback from communities on UNHCR's activities and respond to their requests. Evidence of UNHCR's approach to AAP was the subject of an [evaluative report](#) published in November 2022.

UNHCR strengthened its community engagement through the community-based protection initiatives, provided operational and capacity support to country operations, rolled-out AAP-related tools and

enhanced coordination with other agencies on AAP, prevention of sexual exploitation and abuse, and localization.

UNHCR conducted a global mapping of the digital channels it uses to communicate with displaced and stateless people, receiving 134 responses from 121 countries. The findings indicated that 75% of UNHCR operations offered messaging application options, 50% had UNHCR-managed hotlines, of which 42% were toll-free for users, while fewer than 10% offered self-service options. UNHCR plans to further invest in self-service applications to simplify processes of personal data updates, scheduling appointments with UNHCR and applying for assistance.

Communication channels used in 2022 included mobile information centres, helplines, social media posts and messaging trees, [Help](#) websites, radio programmes, community committees and face-to-face meetings.

In Cameroon alone, 150 community committees reached 75,630 people with awareness-raising sessions for displaced and host communities. 51% of adult refugees in eastern Chad used UNHCR's complaints and feedback mechanisms. Forcibly displaced and stateless people communicated with UNHCR via WhatsApp, Facebook and text messages. In Costa Rica, UNHCR and partners implemented mobile information centres in six communities and engaged in two-way communication with almost 1,000 refugees and asylum-seekers, sharing information on refugee status, access to livelihoods, health services and education. In Ukraine, Hungary, Italy and Slovakia, UNHCR set up dedicated Telegram channels. Across Europe, UNHCR established hotlines and call centres to receive feedback and register complaints, including those related to sexual exploitation and abuse. 40 UNHCR [Help pages](#) across the region received more than 8.5 million visits.

To support country operations, including in emergency situations such as Ukraine and neighbouring refugee hosting countries, UNHCR deployed 15 dedicated staff with information management and AAP expertise and supported capacity development of staff and partners. These resources were instrumental in establishing child-friendly feedback mechanisms in Poland, improving the functionality of a Government-led hotline in Moldova and developing [videos on access to temporary protection](#) in Hungary.

Challenges to achieving outcomes

In certain contexts, UNHCR faced constraints in implementation of community engagement activities, including legal barriers for grass-roots organizations to register; administrative restrictions imposed by authorities to carry out participatory assessments, community gatherings, or refugee leadership elections; geographical dispersal of communities; security concerns; natural hazards; economic barriers and shortage of resources limiting the ability of communities to reach UNHCR or for outreach volunteers to move across communities. Underfunding hindered language support, connectivity and engagement with remote communities through digital channels.

Additional barriers included the uncertainty and lack of prospects for solutions, which negatively affected community motivation, mobilization and self-organization; instances of xenophobic and discriminatory attitudes against refugees and asylum seekers. Social and cultural norms in certain countries also created barriers for women, persons with disabilities and older people, to engage and participate meaningfully. Homophobia and transphobia constrained the identification of persons with diverse sexual orientation and gender identity and the cooperation with LGBTIQ+ organizations. Gender inequality and prevailing social norms had a significant impact on the participation of women and girls.

The negative effects of climate change, the upheaval of COVID-19, and new conflicts disproportionately impacted forcibly displaced and stateless women and girls. Harmful gender norms restricted women's access and participation to leadership, economic and educational opportunities in several countries, and the shrinking of civil spaces for women and girls. Underfunding of women-led organizations hindered women's participation in community-based initiatives, and resource constraints prevented UNHCR's partners from effectively integrating gender considerations in their programmes.



Visually impaired women receive mobility training in Samarkhail, Jalalabad, Nangarhar Province, Afghanistan. This UNHCR project also offers braille classes and livelihoods support.

© UNHCR/Oxygen Film Studio (AFG)



Postcode lotteries provide essential flexible funding

In 2022 UNHCR received unearmarked contributions from the [Dutch](#), Swedish and [German](#) Postcode Lotteries. This is the highest quality of funding, since it gives UNHCR flexibility to prioritize the most urgent or dire needs. The [Swedish Postcode Lottery](#) also provided an extra contribution to tackle violence and abuse faced by Venezuelan refugees and migrants. The project is being carried out in three countries – Colombia, Ecuador and Peru – and aims to better protect displaced Venezuelan women, girls and LGBTIQ+ persons from sexual and gender-based violence and discrimination.

© UNHCR/Venezuela Bureau



Outcome Area 8

UNHCR issues solar lamps as part of its humanitarian response in Chocó, Colombia's most impoverished department and among the areas most affected by forced displacement and confinements. The lamps allow children to study in the evenings and improve safety for women at night.

© UNHCR/Oriol Moya Cánovas

Well-being and basic needs



UNHCR disbursed a record \$976 million to 9.8 million people in cash-based interventions in 2022, efficiently empowering people to prioritize their

needs while also contributing to the local economy. Cash assistance helped to reduce risks of poverty and hunger, which can lead to exploitation and people resorting to negative coping mechanisms like taking children out of school and putting them to work, selling assets to be able to make ends meet, or cutting down on meals. The total value of cash assistance was 46% higher than in 2021, when \$668 million was disbursed to 9.3 million people.

Core indicators

(For actual results in 2022, please see the Core indicator results section p.170.)



Proportion of forcibly displaced and stateless people in need who receive cash transfers or in-kind assistance



Proportion of forcibly displaced and stateless people with primary reliance on clean cooking fuels and technology [SDG 7]

In line with UNHCR's new five-year "[Policy on cash-based interventions](#)", 95% was unrestricted in its use, and 80% was disbursed digitally, including 32% through bank or mobile money accounts, supporting recipients' [financial inclusion](#) and allowing them to access national services. The policy promotes a "why not cash?" approach, including in emergencies, and in 2022, cash reached people in complex

emergencies such as in the Democratic Republic of the Congo (DRC), Ethiopia, the Syrian Arab Republic and Ukraine. The largest amounts were distributed in Ukraine, Poland, Lebanon, Jordan, Afghanistan, the Republic of Moldova, Iraq, Yemen, Romania and Egypt. Post-distribution monitoring using UNHCR's corporate tool took place in 77 countries, and UNHCR's cash management system CashAssist was rolled out in 45 countries.

UNHCR documented good practices for using cash assistance to achieve outcomes in [water, sanitation and hygiene](#), [education](#), [livelihoods and economic inclusion](#), and [health](#), with examples from Burkina Faso, Chad, the DRC, Costa Rica, Egypt, Iraq, Kenya, Mexico, Morocco, Peru and Türkiye. Cash proved an efficient and effective way of solving the problems faced by forcibly displaced people. UNHCR's monitoring in over 80 countries showed that 90% of recipients felt that the cash assistance had been a good way to improve their situation.

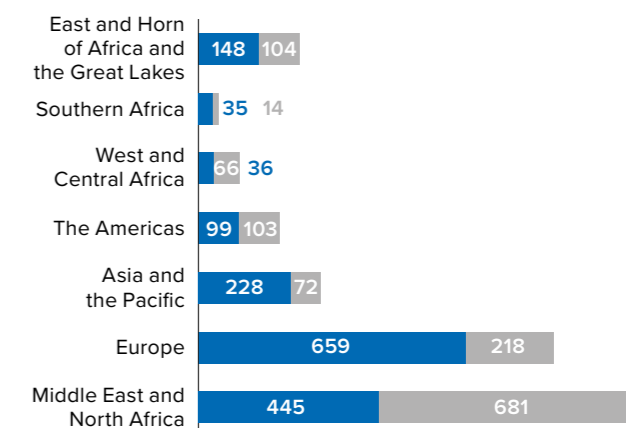
UNHCR became officially accountable for cash coordination in refugee settings, co-leading the [Global Cash Advisory Group](#) with OCHA. Cash Working Groups developed transition plans to move towards the new cash coordination model in 40 countries. UNHCR implemented common cash approaches in 30 countries.

During the year UNHCR dispatched core relief items worth \$37 million as part of its emergency response, fulfilling 125 requests. Bringing assistance was difficult: those in need were often hard to reach, especially in situations of internal displacement; humanitarian budgets were severely underfunded; and humanitarian supply chains began 2022 still snarled by COVID-19, which closed production sites in Asia and raised the cost of shipping relief items by 25%, amid container shortages and competition for vessels. The war in Ukraine caused more shortages and inflation. UNHCR improvised by trucking life-saving supplies from Pakistan to Ukraine, thus avoiding problematic sea routes, and by finding new sources closer to the needs. It carried

Global expenditure and budget for Well-being and basic needs

\$1.668 billion spent against a budget of **\$2.928 billion** **\$1.260 billion** of unmet needs or **43%** of the budget

Regional expenditure and unmet needs (USD Millions)



● Expenditure ● Unmet needs

out 25 airlifts from its strategic stockpiles, which maintained stocks to supply up to 1 million people with core relief items in an emergency.

Energy was a significant expense for many forcibly displaced people, with 21% of cash assistance recipients allocating funds for cooking, lighting, and heating. This highlighted the importance of ensuring access to sustainable energy sources for the populations served by UNHCR, with benefits for their health, well-being, and livelihoods.

UNHCR made significant strides in implementing the "[Global strategy for sustainable energy](#)", concentrating on access to clean cooking solutions in refugee settlements in low-income hosting countries. Liquefied petroleum gas was successfully implemented as a clean cooking fuel solution for refugees and host communities in Algeria, Bangladesh and Rwanda, where 68% of refugees had access to clean cooking, marking

a 50% increase from 2021. All refugee families in Bangladesh have had access to clean cooking since 2018.

Sustainably sourced alternative cooking fuels were also sought to the extent possible. In Uganda, where 98% of refugees still relied on firewood and charcoal for cooking, UNHCR facilitated the supply of green briquettes and improved cookstoves. Over 5,500 families switched to locally produced briquettes, reducing their exposure to harmful smoke, and enhancing living conditions.

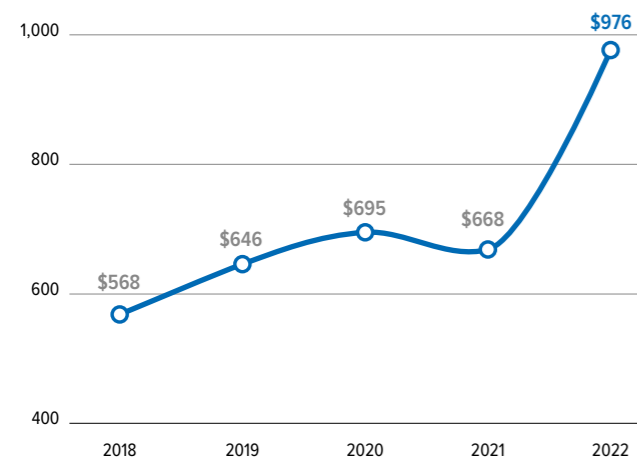
Challenges to achieving outcomes

Underfunding of UNHCR's budget and the extreme hardship that forcibly displaced and stateless people faced in 2022 meant that the volume of cash assistance was insufficient. Post-distribution monitoring in over 80 countries showed that 74% of respondents reported meeting half or less of their basic needs and 72% engaged in negative coping mechanisms.

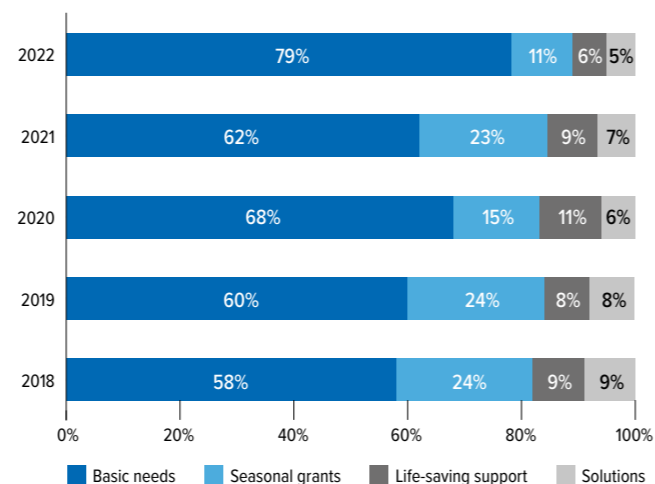
Some regulatory environments made it impossible to facilitate mobile connectivity and access to finance for displaced populations, and legal requirements for identity documents proved a significant barrier. A refugee who cannot legally activate a mobile connection, open a bank account or access a mobile money wallet in their own name may be further marginalized and disempowered, undermining their self-reliance, resilience, financial independence, social inclusion and protection. In addition, a lack of legal certainty or inconsistently applied regulations can disrupt the delivery of humanitarian assistance.

In terms of cooking fuel, UNHCR estimated that over 85% of displaced populations residing in camps within developing countries relied on unsustainably harvested biomass for cooking, posing significant risks, including indoor air pollution, conflicts with local communities, and gender-based violence, particularly for women and children while collecting firewood.

Cash Assistance | 2018-2022 (USD millions)



Cash Assistance by Sector | 2018-2022



Systematic reforestation requires long-term support, while clean fuels and renewable technologies for cooking remained unaffordable for many refugees and their host communities. Contributions from host governments and development actors, especially in low-income refugee-hosting countries, were insufficient to create a sustainable fuel supply chain, particularly in remote areas.



Emergency supplies at UNHCR's warehouse in Azakhel village, in Pakistan's north-western Khyber Pakhtunkhwa province, are prepared for delivery to support flood-affected refugees and host community members.

© UNHCR/Usman Ghani



Outcome Area 9

Less than six months after an earthquake hit Afghanistan's Paktika province, UNHCR built hundreds of earthquake-resilient houses, supporting community resilience and stability in Priority Areas of Return and Reintegration that host refugees and returning IDPs.

© UNHCR/China Media

Sustainable housing and settlements

11 SUSTAINABLE CITIES AND COMMUNITIES In 2022, UNHCR provided shelter assistance for over 2 million people in 37 countries, in the form of emergency, transitional, or durable shelter, shelter repairs or upgrades, cash grants or vouchers for rental subsidies or shelter material.

Guided by its “Operational strategy for climate resilience and environmental sustainability”,

Core indicators

(For actual results in 2022, please see the Core indicator results section p.170.)



Proportion of forcibly displaced and stateless people living in habitable and affordable housing [SDG 11.1.1]



Proportion of forcibly displaced and stateless people who have energy to ensure lighting

UNHCR focused on improving the quality of shelter responses and supporting sustainable settlement through the adoption of integrated Master Plan approaches to settlement planning.

UNHCR deployed shelter and settlement planning staff from the start of emergencies, such as those in Afghanistan, Ethiopia and Ukraine. 35% of the shelters constructed by UNHCR and its partners in 2022 were environmentally friendly and considered to be sustainable housing solutions. That percentage jumped to 80% in countries without major emergencies. In addition, 37% of communal facilities were built in an environmentally sustainable manner.

In partnership with the United Nations Satellite Centre, UNHCR undertook geospatial and hydrological analysis of settlements, focusing on climate and environmental risks such as floods, landslides, and droughts. 30 displacement sites in the most climate vulnerable countries were mapped in detail, providing layout of the built

footprints, landcover classification, hydrological and topography analysis, deforestation trend, water scarcity and drought analysis. An estimated 1.5 million forcibly displaced and stateless people will benefit from the analysis of these 30 settlements in 15 operations, while the number of beneficiaries is vastly larger if the potential positive outcomes for the host communities are included.

UNHCR developed technical training materials to ensure improved settlement planning capacity, including e-learning and webinars developed in partnership with the Swiss Agency for Development and Cooperation (SDC) under the [Geneva Technical Hub](#) (GTH), including a tool for flood risk mapping and analysis with the Swiss Institute of Technology Zurich. The concept of optimized design and planning of communal open spaces was developed under GTH through the Swiss Institute of Technology of Lausanne, identifying seven design principles to guide settlement planners in optimizing the layout of settlements for forcibly displaced and their hosting communities.

In 2022, UNHCR also distributed over 900,000 solar lanterns in 51 countries. [Access to lighting](#) has been shown to reduce protection risks, as well as allowing children to study after dark.

In Pakistan, UNHCR commissioned solar home systems for over 25,000 refugees in flood-affected areas. In Afghanistan, UNHCR distributed stand-alone solar solutions, providing electricity for nearly 6,000 individuals in remote areas. In Jordan, where over 120,000 refugees have had access to stable grid electricity since 2017, energy subsidies were removed, but UNHCR facilitated an interim agreement to temporarily continue subsidies for 35,000 refugee families.

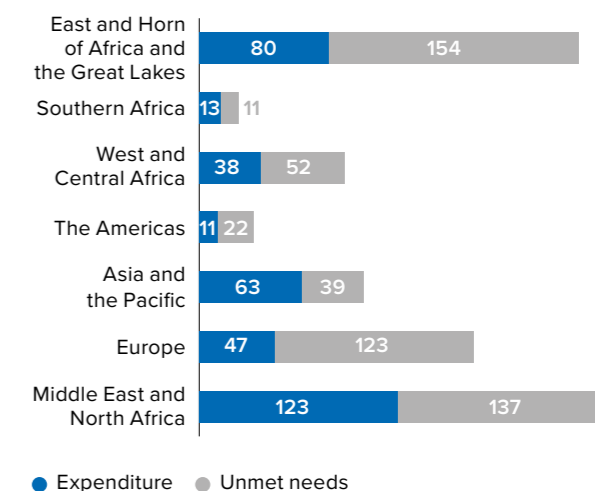
In collaboration with academic institutions, UNHCR conducted a [comprehensive study on electricity access in over 300 refugee sites in sub-Saharan Africa](#). A second phase, focused on solar-based mini-grids, began in Malawi, Uganda and Zambia. UNHCR collected data from 400 health facilities in 21 countries, revealing that 44% used sustainable and renewable energy, prompting plans to increase this to 50%.

The provision of solar photovoltaic systems for health care facilities in East Africa significantly improved the quality of services for 60,000 refugees

Global expenditure and budget for Sustainable housing settlements

\$383 million spent against a budget of **\$918 million** **\$536 million** of unmet needs or **58%** of the budget

Regional expenditure and unmet needs (USD Millions)



and over 10,000 host community members in Uganda alone.

Challenges to achieving outcomes

Energy infrastructure in refugee-hosting areas was often inadequate. UNHCR sought to collaborate with development actors, hosting governments, and other specialized partners to advocate for non-transactional, long-term investments in electricity for both refugees and their host communities. In numerous refugee-hosting settings, access to electricity was primarily limited to portable solar lanterns, providing only a few hours of lighting in the evening, hindering children's education and the development of sustainable livelihoods. Refugees' precarious economic situation meant that connection to the national grid or private, market-based micro-grids would require regular subsidies.

An estimated 14% of health care facilities relied on diesel generators, while another 14% had no access to electricity at all. This reduced the quality of health care services and increased operating costs.



Outcome Area 10

UNHCR's RAHA initiative in Pakistan helped upgrade Fatima Jinnah General & Chest Hospital's clinical facilities to cater for the increasing health care needs of Afghan refugees and host communities.

© UNHCR/Mercury Transformations

Healthy lives



UNHCR, in close collaboration with governments and partners, continued efforts to restore essential health services in some 50 countries in the third year of the COVID-19 pandemic, as other outbreaks continued to emerge.

In 2022, there were 9.36 million consultations (8.21 million refugees and 1.15 million nationals) in UNHCR-supported facilities, a 19% increase from 2021. Following the impact of the COVID-19 pandemic and the strain on health systems, the under-five mortality rate increased slightly to 0.24 deaths per 1,000 per month, from 0.20 in 2021, but remained within acceptable standards (below 1.5 deaths per 1,000 per month). Despite continued challenges during the pandemic, the

Core indicators

(For actual results in 2022, please see the Core indicator results section p.171.)



Proportion of children aged 9 months-5 years who have received the measles vaccine



Proportion of births attended by skilled health personnel [SDG 3.1.2 Tier 1]

proportion of deliveries assisted by skilled health personnel remained stable at 93% and access to antiretroviral therapy (ART) was expanded, reaching 31,262 refugees, compared to 21,145 in 2021.

UNHCR and partners facilitated the public health response in emergencies including in the greater Horn of Africa and the Ukraine situation. Public health preparedness and the response to communicable disease outbreaks remained global priorities, with the impact of climate change on refugee health evidenced by a surge in the number of reported malaria and dengue fever cases. An unprecedented number of cholera outbreaks were reported globally, impacting refugees directly in eight countries. UNHCR strengthened the quality and scope of the integrated refugee health information system (iRHIS) and its interoperability with national systems. It also introduced an online medical referral database and scaled up health access and utilization surveys.

Sustained advocacy for inclusion in the roll-out of national COVID-19 vaccinations resulted in 6.2 million refugees and IDPs receiving at least one dose of vaccine in 153 countries. Due to COVID-19 lockdowns, many refugee children missed out on basic immunizations, with only 61% of children under five years old receiving their measles vaccine. UNHCR supported Ministries of Health

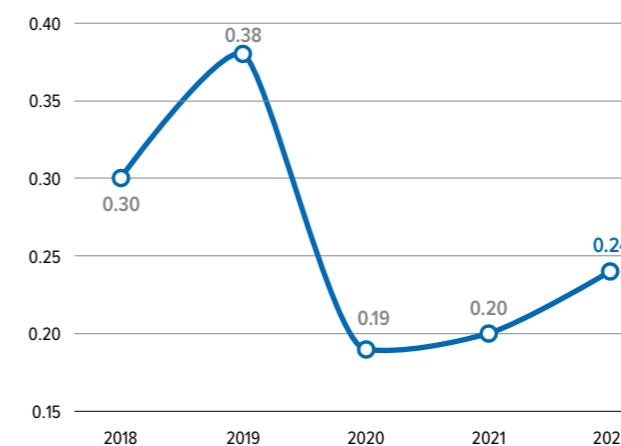
in countrywide catch-up vaccination campaigns. UNHCR and partners worked with 9,387 community health workers in 40 countries. They engaged with communities to foster healthy lifestyles, supported communicable disease outbreak responses, provided basic treatment and linked refugees to health facilities and other services.

To advance the inclusion of forcibly displaced and stateless people in national health systems, feasibility assessments and technical support were provided to the Governments of Egypt, Ethiopia and elsewhere. UNHCR collaborated with Columbia University and the World Bank on "[The big questions in forced displacement and health](#)", documenting evidence from country research on health responses for refugees, including gaps and good practices.

The UNHCR Executive Committee adopted [a conclusion on mental health and psychosocial support](#) (MHPSS), representing a significant acknowledgement by member States of the importance of MHPSS and their commitment to prioritize it in responses to displacement. Nutrition surveys conducted in 17 countries indicated higher levels of both acute malnutrition (over 50% at serious or critical levels) and stunting (over 50% above critical levels) and more children were admitted to therapeutic feeding programmes than in previous years. UNHCR and partner UN agencies advanced efforts under the [Global Action Plan on Wasting](#), with some 179,000 refugee children receiving supplies for treatment of wasting

Under-5 mortality rate | 2018-2022

(Deaths/1000/month)

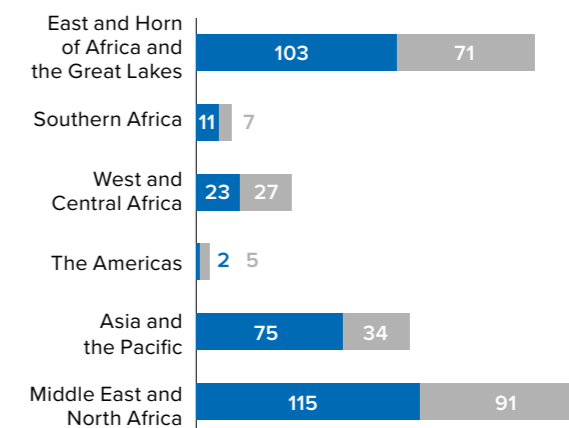


Global expenditure and budget for Healthy lives

\$334 million spent against a budget of **\$570 million**
\$236 million of unmet needs or **41%** of the budget

Regional expenditure and unmet needs

(USD Millions)



● Expenditure ● Unmet needs

through the consolidated national pipeline in 10 of the 12 refugee operations prioritized in Africa, the Middle East and Asia.

Challenges to achieving outcomes

A combination of conflicts, displacement, post-pandemic economic shocks and climate change affected the ability of forcibly displaced and stateless people to meet their basic needs. This translated into increasing prevalence of malnutrition, poor immunization outcomes for children and an increase of communicable diseases such as dengue fever and malaria. In addition, increased needs were noted among people newly forced to flee, with very high malnutrition levels reported in some contexts.

Inclusion of refugees in national social health protection systems was challenging, requiring medium- to long-term approaches. Even where conditions were favourable for inclusion, financing remained a major constraint, with UNHCR required to support refugees' premiums in contributory schemes. This posed sustainability challenges due to the finite nature of humanitarian financing and the limited self-reliance of refugees. Enhanced engagement with and support from development actors is needed to achieve sustainable inclusion.



Outcome Area 11

Refugee children attend a UNHCR basic numeracy and literacy course for out-of-school children in Beirut, Lebanon.

© UNHCR/Nour Tarabay

Education

4 QUALITY EDUCATION In 2022, the [Educate A Child \(EAC\)](#) programme facilitated primary education for over 200,000 out-of-school children in 15 countries across Africa, the Middle East, Asia and the Americas. 2022 marked the 30th anniversary of the [Albert Einstein German Academic Refugee Initiative \(DAFI\)](#) scholarship programme. 9,049 refugee and returnee students were enrolled worldwide – 43% were women, up from 41% in 2021. UNHCR opened a new DAFI programme in Slovakia to respond to the needs of students fleeing the war in Ukraine.

Core indicators

(For actual results in 2022, please see the Core indicator results section p.171.)



Proportion of forcibly displaced and stateless people enrolled in tertiary and higher education in 2022 [SDG 4.3.1]



Proportion of forcibly displaced and stateless people enrolled in the national education system [GCR 2.2.1]

Education management information systems (EMIS) collect, integrate, process, maintain and disseminate education data and information to support decision-making, planning and monitoring. While some countries disaggregate data by the nationality of students in national EMIS, which helps monitor progress for foreign students and host country nationals, countries rarely disaggregate data by international protection status. This makes the monitoring of education progress along key indicators for refugees and others UNHCR serves extremely difficult. As refugees are more readily included in host country education systems, the specific outcomes for these population groups are being rendered invisible.

Reflecting the desire of many refugee students to transition quickly to employment, the DAFI programme posted increased enrolment in technical and vocational education and training (TVET) programmes and bolstered support for internships and other career readiness services. The [Aiming Higher](#) fundraising campaign for higher education reached a total of \$17.5 million since its launch in 2020. The DAFI programme is the cornerstone of the [global 15by30 roadmap](#) for refugee higher education.

The Instant Network Schools programme, funded by the [Vodafone Foundation](#), was expanded to 86 centres covering six countries. Since its inception, the programme has reached more than 256,000 children and 4,560 teachers. Moreover, the Connected Education programme, sponsored by [ProFuturo](#), was expanded to two more countries, Nigeria and Zimbabwe.

Significant work was undertaken in building strong relationships with the World Bank, Global Partnership for Education and Education Cannot Wait, along with key bilateral partners which have positively influenced the direction of financial assistance towards inclusion in national systems and toward harmonizing funds across humanitarian and development approaches.

While disaggregated data by international protection status allowing for the monitoring of

enrolment of forcibly displaced persons in national education systems is lacking, policy environments for accessing education are generally favourable: 75% of reporting countries hosting refugees have policy and legislation which explicitly indicates that refugees can access primary education under the same conditions as nationals. For secondary education, [66% of reporting countries](#) indicate the same policy environment.

In many countries, for the benefit of both refugee and host communities, UNHCR and its partners covered recurrent costs such as teachers' salaries, learning and teaching materials, uniforms, cash for school, examination fees and the renovation or construction of infrastructure. But a lack of funding meant the needs were only partially covered and large proportions of refugee children and youth were left out of school.

School governance and community participation have been enhanced through parent-teacher associations, with community level awareness-raising activities to advocate for girls' education and to identify out of school children, especially children with disabilities.

UNHCR and refugee issues were highly visible during the ["Transforming Education Summit"](#), which took place during the 77th session of the UN General Assembly in September 2022, with refugee issues widely addressed by many partners.

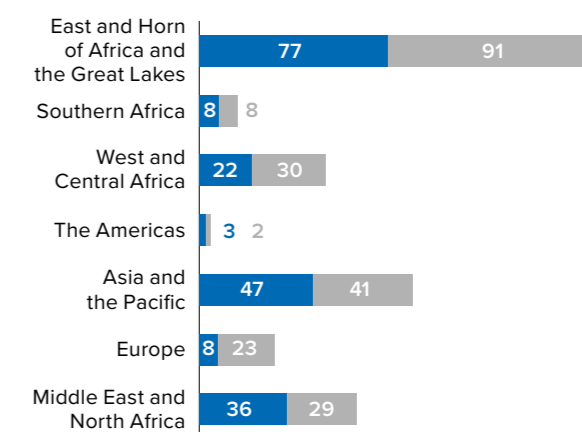
Challenges to achieving outcomes

Despite increasing support and significant gains, the provision of quality education was hampered by resource and capacity issues, including financing, qualified teachers, teaching and learning materials, and a lack of infrastructure, with 100 students per classroom in many instances and up to 200 in Mali. Secondary education remained a critical missing piece and until access to quality secondary education improves, gains in primary education will fail to get traction, along with missed opportunities in pathways for schooling and economic activity. Limited school facilities such as science laboratories, information technology and libraries prevented secondary students from studying the "STEM" subjects: science, technology, engineering and mathematics. In turn, limited STEM qualifications have contributed to limited access to scholarship opportunities in higher

Global expenditure and budget for Education

\$226 million spent against a budget of **\$458 million**
\$232 million of unmet needs or **51%** of the budget

Regional expenditure and unmet needs (USD Millions)



● Expenditure ● Unmet needs

learning institutions. Education access remains a critical challenge in emergency contexts where children need a range of support services to enable them to return to learning.

Access to tertiary education remains constrained by limited post-secondary opportunities, compounded by a lack of tertiary institutions, including technical and vocational education technology centres, in refugee-hosting areas.

Refugee teachers made up the bulk of the teaching workforce in displacement settings, yet often encountered significant challenges such as insufficient access to professional development opportunities, low compensation and difficulties in recognition of their prior qualifications. Learning inequality disproportionately affected refugees and children impacted by crisis and conflict, who have additional vulnerabilities.

While there was new traction in relationships with hosting governments, there were still challenges in terms of developing roadmaps with ministries towards including refugees into national education systems, and challenges in bringing development finance to the table to create sustainable approaches.



© UNHCR/Francis Makasa

South Sudanese refugee and climate activist Opira Bosco Okot teaches at Paluda Secondary School in Palabek Refugee Settlement, Lamwo district, northern Uganda.

Defeating the disruption: a refugee's education story

“A university scholarship was the beginning of hope and an end to depression”

Going to university and becoming an economist was my childhood dream. In South Sudan, I was a motivated student and graduated from high school with the top grades in the region. I began teaching economics and math and won a place at university. On the night of 28 March 2017, while packing my bags to leave for university, I heard gunshots in my village. For three days I ran, hiding in the bush, before reaching the border with Uganda. I was registered and given a new name, “refugee”. In Palabek refugee settlement, there was no hope of a university education. I was always depressed about it until, in December 2019, the DAFI scholarship was advertised. I applied, won the scholarship, and moved to Kampala to pursue a degree in economics. This was the beginning of hope and the end of depression.

“I wanted to defeat this disruption this time”

I had only just arrived at university when trouble struck again: the COVID-19 outbreak closed all the schools and the universities introduced an online system. I could stay in Kampala and study remotely, but the price of food there was rising. In the settlement I had access to food rations but no internet connection for my phone. So I faced a dilemma: do I stay in Kampala where I had a good internet connection but faced high food prices? I was not alone in this predicament: in a 2022 [participatory assessment](#), access to food was one of the most reported challenges for refugees in Uganda. I decided to remain in Kampala and try my best to get by. I wanted to defeat this disruption this time.

Another obstacle arose when the university stopped allowing students to move into the school compound due to the pandemic. I decided to approach the Dean of students, who allowed me to move to school and to use the Wi-Fi network. From this point, my motivation was hyped. I was accepted for various online opportunities including UNHCR's training in student leadership, advocacy and public speaking, the UNHCR Journalist Mentorship Programme and a professional development programme offered by the Aspire Institute of Harvard University. I also excelled academically, achieving a first class degree in December 2022.

My experience has made me realize that young refugees need access to computers, tech learning and the internet to enable them to make the most of their potential. For a refugee who cannot even afford pens, education is effectively out of reach. Uganda's secondary school curriculum, for example, now requires access to a computer or smartphone.

“Refugees’ dreams are also valid”

But it is possible: 2022 marked the 30th anniversary of the DAFI scholarship programme, which enabled 9,049 refugee and returnee students to enrol in universities worldwide in 2022. In Uganda, [UNHCR is supporting the Government's efforts](#) to boost the education of children and youth in refugee and host communities, with an ambition to provide almost 700,000 young people with a quality education every year. But the plan was barely one third funded in 2022, and although UNHCR and partners supported recurrent costs such as teachers' salaries and teaching materials, large proportions of refugee children and youth were left out of school, and there was a great need for partnerships supporting the inclusion of refugee children in national education systems. Let's support refugee education; let's make their dreams true – their dreams are valid.“



With available resources, fewer than 1% of applicants in Uganda obtain DAFI scholarships.

Opira Bosco Okot is a DAFI alumnus and the founder of The Leads, an organization based in Uganda that strives to keep refugee children and young people in school. He was a participant in the UNHCR Journalism Mentorship Programme, a project created to support refugees, internally displaced and stateless people who want to tell the important stories of today.

© UNHCR/Patrick Ombaga



Vodafone Foundation and UNHCR unlock digital education for refugee students

Since 2013, UNHCR has partnered with the [Vodafone Foundation](#) to deliver the Instant Network Schools (INS) programme, which provides connectivity and technology to transform an existing classroom into a multimedia hub for learning. To date, the programme has benefited more than 256,000 students and 4,560 teachers across 86 INS centres in the

Democratic Republic of the Congo, Egypt, Kenya, Mozambique, South Sudan and the United Republic of Tanzania, with an additional 90 new centres due to be launched by March 2024. Additionally, in response to the war in Ukraine, Vodafone Foundation donated a significant financial and in-kind contribution to support UNHCR's work with people forced to flee the conflict.



Outcome Area 12

Refugees collect water early in the morning in Maratane, Mozambique. The settlement has four motorized boreholes and 19 manual hand pumps, giving all refugees and surrounding host communities access to clean drinking water.

© UNHCR/Hélène Caux

Clean water, sanitation and hygiene



In 2022, UNHCR sought to improve forcibly displaced people's access to clean water, sanitation and hygiene (WASH) in a climate-resilient way, in line with its [“Operational strategy for climate resilience and environmental sustainability”](#).

UNHCR delivered WASH services in 34 countries for millions of forcibly displaced and stateless people. Out of all the refugees served, 58% had access to at least basic drinking water services. UNHCR's refugee operations provided an average of 19 litres of water per person per day, slightly below the minimum standard of 20 litres per person for protracted situations.

Core indicators

(For actual results in 2022, please see the Core indicator results section p.171.)



Proportion of forcibly displaced and stateless people using at least basic drinking water services [SDG 6.1.1]



Proportion of forcibly displaced and stateless people with access to a safe household toilet [SDG 6.2.1]

Water safety plans were implemented in Rwanda, increasing refugees' access to basic drinking water, while upgraded water supply systems improved access to water in Malawi, Niger, Nigeria, South Sudan and Sudan.

Despite progress made over the years in sanitation, only 32% of refugees had access to a safe household toilet. On average one toilet was shared by 14 people. In Bangladesh, sustainability and safety of sanitation services were significantly enhanced by upgrading and establishing faecal sludge treatment plants to manage human waste. By the end of 2022, 46% of boreholes in UNHCR's operations were solarized, significantly decreasing diesel consumption and CO₂ emissions. In 2022, over 40 diesel-powered boreholes and water systems from six country operations were included in [Project Flow](#), which uses an innovative financing mechanism to solarize boreholes/water systems.

UNHCR worked with governments, donors and development actors to support refugees' inclusion in national WASH services, carrying out detailed technical studies and network upgrades in Ethiopia, Sudan and Uganda. One settlement in Uganda was fully handed over to district water authorities.

13 countries were part of UNHCR's Smart Water Sensors project, with real-time monitoring of efficiency, water quality and sustainable groundwater use.

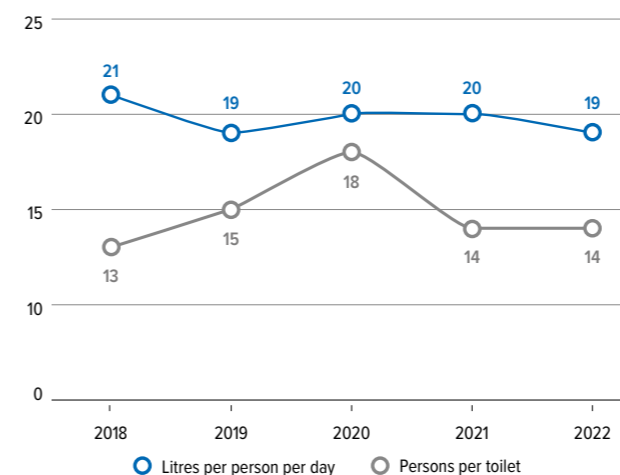
To train staff and share the most recent technical developments, WASH Community of Practice webinars were organized monthly, including two in collaboration with UNICEF under the [Blueprint](#) initiative. The [Geneva Technical Hub](#) supported country operations in sustainable groundwater use and monitoring, water system optimization planning and sustainable sanitation.

Challenges to achieving outcomes

Despite UNHCR's continuous work to improve WASH service levels in all its operations, gaps remained and minimum standards were not met in many operations in 2022. In 61% of settlements, the standard of 20 litres of water per person per day was not reached and, due to lack of resources, many operations struggled to provide safe drinking water services. For instance, in Cameroon, the Democratic Republic of the Congo, Ethiopia, Kenya, Rwanda and Sudan, ageing and undermaintained water infrastructure led to inefficient water service provision, water losses and compromised water quality.

The standard of at least 85% of households with a household toilet was reached at only 10% of settlements. Underfunding hindered the construction, replacement and rehabilitation of toilets. Hence, many refugees relied on shared or inadequate sanitation

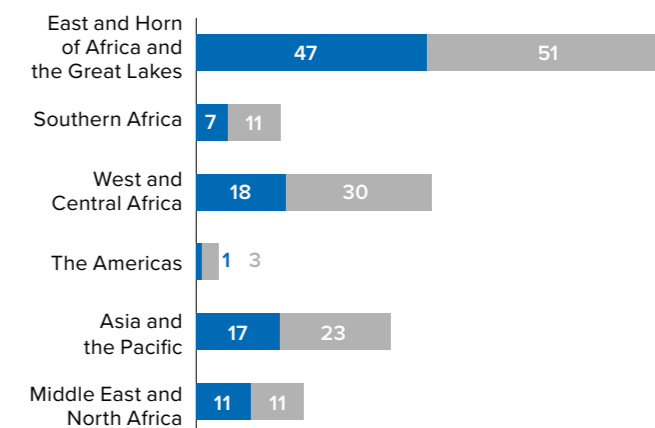
Water supply and sanitation services | 2018-2022



Global expenditure and budget for Clean water, sanitation and hygiene

\$104 million spent against a budget of **\$237 million** **\$133 million** of unmet needs or **56%** of the budget

Regional expenditure and unmet needs (USD Millions)










● Expenditure ● Unmet needs






facilities, increasing the risk of gender-based violence, faced especially by women and girls. Lack of adequate and safe sanitation also resulted in open defecation which had further negative implications for health, hygiene and the environment.

While UNHCR strove to provide services that met minimum standards, the increasing trend of climate change-related events such as floods and droughts put a major strain on the progress made and on efforts to reach targeted outcomes. During 2022, floods damaged WASH facilities in Chad, South Sudan and Uganda, hence further compromising already precarious public health conditions. Drought increased water needs for both refugees and the host community in Ethiopia, and their competing demands for water resulted in disputes. In Sudan, increasing water scarcity combined with population growth increased the pressure on the already overstretched water supply system, and water provision failed to meet the target. In Kenya, borehole yields declined during the drought, resulting in decreased water supply for refugees. In Bangladesh, water scarcity resulted in water rationing. These examples highlight the growing need for climate-resilient WASH programming to ensure continued and sustainable service provision for refugees and other displaced populations.

CORE INDICATORS IN 2022 FOR OUTCOME AREAS 7-12

COMMUNITY ENGAGEMENT AND WOMEN'S EMPOWERMENT		Population concerned	Percentage of countries with a result:			
			below 25%	between 25% and 50%	between 50% and 75%	above 75%
7.1 	Proportion of people who participate meaningfully across all phases of the operations management cycle	IDPs	15%	20%	20%	45%
		Refugees and asylum-seekers	19%	9%	19%	52%
		Returnees	20%	30%	10%	40%
7.2 	Proportion of people who have access to effective feedback and response mechanisms	IDPs	9%	17%	26%	48%
		Refugees and asylum-seekers	5%	7%	15%	73%
		Returnees	0%	0%	14%	86%
		Stateless persons	20%	0%	0%	80%
7.3 	Proportion of active female participants on leadership/management structures	IDPs	13%	50%	38%	
		Refugees and asylum-seekers	15%	55%	30%	
WELL-BEING AND BASIC NEEDS		Population concerned	Percentage of countries with a result:			
			below 25%	between 25% and 50%	between 50% and 75%	above 75%
8.1 	Proportion of people in need who receive cash transfers or in-kind assistance	IDPs	40%	35%	5%	20%
		Refugees and asylum-seekers	16%	24%	24%	35%
		Returnees	55%	9%	9%	27%
8.2 	Proportion of people with primary reliance on clean (cooking) fuels and technology [SDG 7.1.2 Tier 1]	IDPs	44%	22%	0%	33%
		Refugees and asylum-seekers	30%	10%	8%	53%
SUSTAINABLE HOUSING AND SETTLEMENTS		Population concerned	Percentage of countries with a result:			
			below 25%	between 25% and 50%	between 50% and 75%	above 75%
9.1 	Proportion of people living in habitable and affordable housing	IDPs	47%	29%	12%	12%
		Refugees and asylum-seekers	34%	22%	17%	27%
		Returnees	56%	11%	22%	11%
9.2 	Proportion of people who have energy to ensure lighting (close to Sphere)	IDPs	42%	25%	8%	25%
		Refugees and asylum-seekers	24%	21%	18%	38%
		Returnees	17%	17%	33%	33%

CORE INDICATORS IN 2022 FOR OUTCOME AREAS 7-12

HEALTHY LIVES		Population concerned	Percentage of countries with a result:			
			below 25%	between 25% and 50%	between 50% and 75%	above 75%
10.1 	Proportion of children aged 9 months to five years who have received measles vaccination	Refugees and asylum-seekers	3%	6%	14%	78%
10.2 	Proportion of births attended by skilled health personnel [SDG 3.1.2 Tier 1]	Refugees and asylum-seekers	0%	5%	8%	88%
EDUCATION		Population concerned	Percentage of countries with a result:			
			below 25%	between 25% and 50%	between 50% and 75%	above 75%
11.1 	Proportion of people (in tertiary education age group) enrolled in tertiary and higher education	Refugees and asylum-seekers	86%	11%	3%	0%
CLEAN WATER, SANITATION AND HYGIENE		Population concerned	Percentage of countries with a result:			
			below 25%	between 25% and 50%	between 50% and 75%	above 75%
12.1 	Proportion of people using at least basic drinking water services [SDG 6.1.1]	Refugees and asylum-seekers	3%	9%	24%	65%
		Returnees	0%	50%	33%	17%
12.2 	Proportion of people with access to a safe household toilet [SDG 6.2.1]	IDPs	43%	14%	29%	14%
		Refugees and asylum-seekers	21%	18%	15%	47%
		Returnees	67%	0%	17%	17%

Focus Area



A woman walks to her shelter at the Corrane site for internally displaced people in Nampula province, Mozambique. UNHCR, in partnership with the World Bank, has brought electricity to 1,451 IDP households at the site, which hosts 7,200 people who fled brutal attacks by non-state armed groups in Cabo Delgado province.

© UNHCR/Hélène Caux

Working with development partners

In 2022, development actors mounted a strong response to UNHCR's call to complement humanitarian support with a development-oriented response in the face of record forced displacement. The [High Commissioner's Dialogue on Protection Challenges](#) in December 2022 highlighted the many achievements and remaining challenges in strengthening development cooperation across the displacement cycle, and tracked the significant progress made in addressing forced displacement via development partnerships, evidenced by the 1,684 pledges since the first Global Refugee Forum. To improve on the mapping of development finance for refugee situations, the OECD launched a new survey that will identify the subset of Official

Development Assistance (ODA) and Other Official Flows (OOF) made available for refugee situations in low- and middle-income countries (LMICs) in 2020-21.

In 2022, UNHCR's work with development actors was the subject of an [evaluation](#) published in 2021, and which was subsequently extended for a further year, and as part of the High Commissioner's Strategic Directions UNHCR developed a four year strategy for engaging with strategic development actors, which was released in 2023. UNHCR continued building strategic alliances with development partners, including international financing institutions and bilateral and UN development actors, to enhance protection,

inclusion and solutions. UNHCR stepped up its engagement with the IMF, which launched a ["Strategy for fragile and conflict-affected States"](#). New partnerships were established with USAID, the Turkish Cooperation and Coordination Agency, the Central American Bank for Economic Integration, and the Arab Bank for Economic Development in Africa. A joint [IFC-UNHCR initiative](#) was announced to mobilize private sector projects over the next five years to demonstrate the viability of investments in forced displacement contexts. The initiative resulted from years of collaborative efforts, capitalizing on IFC's market intelligence and UNHCR's in-depth knowledge of refugee issues, operational presence and protection mandate.

UNHCR continued partnering with the World Bank Group to find mid-term development opportunities for refugees and host communities through dedicated financing instruments. In the scope of the [World Bank's Window for Host Communities and Refugees](#) (WHR) and based on [assessments of host countries' refugee protection and policy frameworks](#), the World Bank and UNHCR collaborated on the identification of \$3.6 billion of investments supporting 60 projects in 16 low-income hosting countries as of December 2022. Under the [Global Concessional Financing Facility](#), \$755 million in grants have been allocated to unlock over \$6.1 billion in concessional loans for five middle-income countries since 2016, including the Republic of Moldova and Costa Rica in 2022, for development projects targeting refugees and host communities. Further, collaboration with the World Bank enabled critical evidence gaps to be filled. The multi-year research partnership between the Bank, UNHCR and the United Kingdom Foreign, Commonwealth and Development Office, ["Building evidence on forced displacement"](#), finalized publication in 2022 of more than 100 studies in some 36 countries. Strategic investments in panel surveys, covering refugees and hosts in [Bangladesh](#), Colombia, [Jordan](#) and [Kenya](#), will generate evidence that is unique, previously not known, and needed to inform policy and programming for humanitarian, government, development and private sector actors.

The [World Bank-UNHCR Joint Data Center](#) on Forced Displacement (JDC) aims to strengthen the collection, analysis and dissemination of socioeconomic data and evidence on forced displacement. 58% of its activities are conducted with National Statistics Offices, including the first UNHCR-led Forced Displacement Survey in South Sudan. In 2022, the JDC conducted 13 other surveys including forcibly displaced people and three population censuses including stateless populations and supported the [UNHCR Microdata Library](#).

UNHCR relies on data to inform its responses and its approach to helping forcibly displaced and stateless people rebuild their lives. In addition to the expanding data landscape of context-specific surveys uploaded to the Microdata Library, which grew to 573 in 2022 – twice as many as in 2020, the number of peer-reviewed journal articles on refugees in 2022 was more than double the number five years prior, with some 2,600 articles available with refugees as a keyword on the [Social Science Research Network](#) – a web platform for scholarly research in the social sciences and humanities. Despite the impressive expansion of refugee-related data and evidence, which helps make the case for including refugees, there have not been comparable growth of evidence generated for internally displaced people (IDPs) and stateless populations and more investments in comparable socioeconomic data are needed for these populations and generally.

2022 saw some momentum towards the inclusion of forcibly displaced and stateless people in national statistics. Countries that include forcibly displaced and stateless into national statistics exercises open pathways for sustaining these populations, through national systems and through programmes planned by development institutions for livelihoods, food security, [health](#), the empowerment of women, and the education of children, to name but a few. In Brazil, UNHCR and the Brazil Institute of Geography and Statistics formed an agreement to facilitate the inclusion of forcibly displaced people in the national census and other statistical activities. In Honduras, the national statistical office prepared a survey to assess the number and well-being of IDPs in the country and track progress towards reaching durable solutions. In Zimbabwe, an upcoming Demographic and Health Survey included questions to identify refugees and IDPs. The Government of Cameroon announced it would include refugees and IDPs in its census, while Ecuador and Pakistan both said they would include refugees in their censuses.

These countries join more than 100 that have either included refugees or IDPs in national censuses and household surveys, conducted displacement-specific household surveys, improved the use of data from administrative registers, or adopted other methods to gather data on these populations ([EGRISS 2020-2021 report](#)).

UNHCR worked closely with regional development banks, including the African Development Bank (AfDB), Asian Development Bank (ADB), Islamic Development Bank (IsDB), and Inter-American Development Bank (IADB) to expand the inclusion of programming to forcibly displaced and stateless populations. UNHCR and IADB finalized a joint work plan in March 2022 to operationalize the priorities outlined in their MoU. UNHCR and the ADB collaborated in the context of its Expanded Disaster Response Facility (DRF+) resulting in a grant for Bangladesh. Within the IsDB partnership, UNHCR and the Islamic Solidarity Fund for Development launched the [Global Islamic Fund for Refugees](#), with a target to raise \$500 million to support developmental and humanitarian assistance in displacement crises. In late 2022, the IADB Governors authorized an additional allocation of up to \$100 million from the IADB Grant Facility to be matched by \$100 million from donor resources, which allowed an expansion of eligibility to include host countries receiving large flows of returning populations.

Partnerships with bilateral development actors (AFD, BMZ, Enabel, INTPA, JICA, and the Kingdom of the Netherlands) were deepened in 2022. This included consultations on programming for displacement situations, for instance regarding INTPA's support for the Burundi and Central African Republic situations and the Solutions Initiative for displacement situations in South Sudan and Sudan. Moreover, policy and thematic cooperation were pursued, for instance with BMZ on supporting inclusion in national systems as well as host country

pledges to the Global Refugee Forum. Partners also supported displaced and host communities through projects funded by non-dedicated instruments, such as Enabel's inclusion of displaced persons in the new multi-year programming in Uganda and the amended programming for Burkina Faso.

A highlight in cooperation with UN development partners was the launch of the [UNDP-UNHCR Global Collaboration Framework for Inclusion and Solutions](#), intended to strengthen both agencies' work across institutional boundaries in crisis settings.



In the Republic of the Congo, cash assistance enables Central African refugee Antoinette Mbeke to feed, clothe educate and care for her late daughter's six children, including Louise, who took the "baccalaureat" exams this year and hopes to go to university. The cash is provided by the Government's Lisungi social safety net project, which receives technical assistance from UNHCR and is co-financed by the World Bank.

© UNHCR/Ibrahima Diane



Outcome Area 13

Kika, a 41-year-old Congolese mother of six, looks after her farm in Kalobeyei, Kenya, where refugees and host communities farm together. UNHCR, WFP, FAO and other humanitarian organizations offer support and find ways to assist vulnerable farmers and livestock keepers. © UNHCR/Charity Nzomo

Self-reliance, economic inclusion and livelihoods

8 DECENT WORK AND ECONOMIC GROWTH UNHCR strengthened engagement with governments, local authorities, development actors and the private sector to enhance economic inclusion and access to land, rights and services, and to develop infrastructure and market linkages in displacement-affected communities. Refugees' right to work is guaranteed by the 1951 Convention relating to the Status of Refugees, but [it remains controversial and is often restricted](#).

Core indicators

(For actual results in 2022, please see the Core indicator results section p.186.)



Proportion of forcibly displaced and stateless people with an account at a bank or other financial institution or with a mobile-money service provider [SDG 8.10.2 Tier 1]



Proportion of forcibly displaced and stateless people who self-report positive changes in their income compared to previous year



Proportion of forcibly displaced and stateless people (working age) who are unemployed [SDG 8.5.2]

In 2022, UNHCR was able to spend \$210 million on self-reliance, economic inclusion and livelihoods, barely one third of budgeted needs. UNHCR and Impact Hub developed a [roadmap on refugee entrepreneurship](#) to support inclusion in national entrepreneurship ecosystems. UNHCR and ILO jointly assessed market systems in eight refugee-hosting areas to guide future interventions. The UNHCR livelihood strategies in Burkina Faso, Central African Republic, Nigeria and Niger were reoriented to focus on inclusion of displaced people in national development plans. In Kenya, UNHCR published a five-year [strategy](#) to create employment opportunities, complementing the Government's "Marshall Plan" to integrate refugees.

In Malawi, South Sudan and Zimbabwe, UNHCR and the World Bank launched [insect farming](#) – a low-cost initiative to generate incomes and green jobs, improving food security and waste management, while reducing greenhouse gas emissions.

UNHCR successfully advocated for regulatory changes to allow refugees access to financial services in Ecuador, Peru, South Africa and Zambia. It partnered with microfinance lenders and development institutions to make entrepreneurship loans available

to refugees for the first time in Argentina, Brazil, Colombia, Ecuador, Kenya, Malawi, Morocco, Peru, Rwanda, Tunisia, Uganda and Zambia.

[Financial inclusion](#) roadmaps were developed in three countries to advocate for refugees' access to financial services. The joint [UNHCR, Sida and Grameen Credit Agricole Foundation blended finance programme in Uganda](#) reached over 79,000 refugee and host entrepreneurs during the year, with loans and other financial and non-financial services. UNHCR and the International Financial Corporation launched [an initiative to create economic opportunities](#) that will attract private investors into projects in areas of forced displacement.

Over 13,500 forcibly displaced people in over 75 countries enrolled in learning on the [Coursera for Refugees](#) platform (a 19% increase from 2021) to develop skills in business communication, leadership, data analytics, programming and other subjects to improve their career prospects.

[MADE51](#), UNHCR's brand of refugee-made products, leveraged refugees' skills and heritage in a thriving economic sector. MADE51's 37 social enterprise partners in 23 countries assisted refugees with product development and skills and entrepreneurship training.

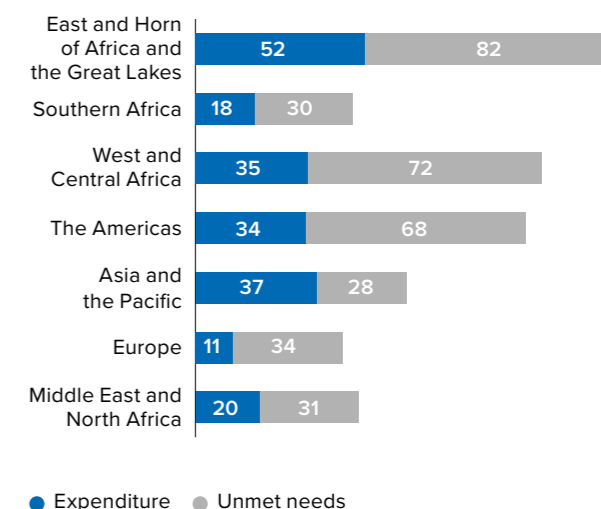
Refugee food security remained of critical concern due to limited livelihood and economic opportunities, combined with reductions in humanitarian assistance. To better understand refugees' ability to meet their basic needs, UNHCR and WFP conducted joint assessments in over 10 countries, with support from the [UNHCR-WFP joint hub](#) in six. A growing evidence base on refugee vulnerabilities informed joint strategies to ensure the most vulnerable were assisted, as well as reinforcing inclusion efforts and advocacy with donors, development actors and governments.

UNHCR expanded collaboration with FAO, resulting in joint programming related to [climate-smart agriculture](#). Regional consultations with FAO led to new joint livelihood projects across Africa. UNHCR's participation in the "[Global report on food crises](#)" ensured the inclusion of data on forcibly displaced populations to support their inclusion in global advocacy on food security.

Global expenditure and budget for Self-reliance, economic inclusion and livelihoods

\$210 million spent against a budget of **\$555 million** **\$345 million** of unmet needs or **62%** of the budget

Regional expenditure and unmet needs (USD Millions)



UNHCR supported poverty reduction through the "graduation approach" by the [Poverty Alleviation Coalition](#), which reached half of its 2023 target of 160,000 households. The Coalition is continuing to work against the target of alleviating poverty of half a million households in five years.

Challenges to achieving outcomes

Global economic and food crises hit developing countries the hardest and amplified the poverty levels of the most vulnerable within these countries. In several countries, restrictive policies and practices towards refugees and other forcibly displaced people hindered economic and financial inclusion.

By the end of 2022, only 22% of the 177 Global Refugee Forum pledges related to jobs and livelihoods had been fulfilled. UNHCR and partners worked to increase relevant stakeholders' engagement and support pledge matching.

UNHCR does not have the resources or staff required to respond to the needs and opportunities for economic inclusion in some countries, and it will seek partnerships that can deploy technical resources or offer secondments.



Outcome Area 14

Returning from exile, 15 men and women full of hope for a new life have come together to form the *Groupement Anédoué*, an artisanal soap-making unit which is part of the UNHCR's reintegration programme in the village of Klobly, in the sub-prefecture of Toulepleu, in western Côte d'Ivoire.

© UNHCR/Lath Divia Kibangou

Voluntary repatriation and sustainable reintegration

Core indicators

(For actual results in 2022, please see the Core indicator results section p.186.)



Proportion of returnees with legally recognized identity documents or credentials [GCR 4.2.2]



Proportion of refugees, asylum-seekers and IDPs who want to receive the country of origin information and actually receive it

In 2022, 339,300 refugees returned to their country of origin. The successful implementation of the “[Comprehensive solutions strategy for the situation of Ivorian refugees](#)” ended one of West Africa’s most protracted refugee situations, and 21,300 Ivorians returned in 2022. In the Central African Republic (CAR), UNHCR supported the return of 5,600 refugees, assisting 218 in the restitution of their housing, land and property rights in the city of Berbérati. Building on the April 2022 [Yaoundé Declaration](#), UNHCR supported creation of a regional support platform to secure durable solutions, both in the countries of asylum and in the CAR.

Since 2017, UNHCR and partners have facilitated the voluntary repatriation of 207,000 Burundian refugees, the majority from the United Republic of Tanzania, which held a [High-Level Dialogue](#) with UNHCR in March 2022. 21,800 Burundian refugees voluntarily returned home in 2022. The Government of Burundi and UNHCR also hosted a [High-Level Roundtable](#) aimed at mobilizing development actors to support refugees’ sustainable reintegration, and UNHCR and the Resident Coordinator’s Office agreed to explore the development of a resource mobilization plan to secure funding for the UN Multi-Partner Trust Fund and the reintegration/solutions sub-window which is proposed for establishment. The East African Community, the Intergovernmental Authority on Development and UNHCR undertook assessment missions to Burundi, Ethiopia and Kenya as part of an [African Development Bank’s regional programme](#) that aims to support returning women refugees.

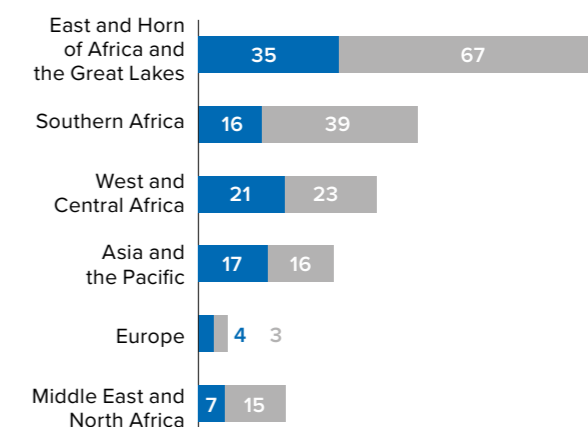
151,300 refugees made a self-organized return to South Sudan, where UNHCR and the European Commission’s Directorate-General for International Partnerships support area-based and multi-sectoral solutions in “[pockets of hope](#)”. The collaboration includes intention surveys and analysis of return conditions to support evidence-driven planning, while legal and documentary assistance and support facilitate access to services to support returns.

In Afghanistan, UNHCR and partners built on development gains made in the 80 Priority Areas of Return and Reintegration, where 3.2 million Afghans benefited from improved access to health, education and livelihoods. UNHCR launched [microfinance loans](#) for returnees and IDPs in partnership with the [First Microfinance Bank of Afghanistan](#) and the [Aga Khan Development Network](#). The [Quadripartite Steering Committee of the Solutions Strategy for Afghan Refugees](#) reaffirmed the focus on protection and solutions for displaced Afghans, with priority given to the creation of conditions enabling sustainable return and reintegration in Afghanistan.

Global expenditure and budget for Voluntary repatriation and sustainable reintegration

\$99 million spent against a budget of **\$263 million** **\$164 million** of unmet needs or **62%** of the budget

Regional expenditure and unmet needs (USD Millions)



● Expenditure ● Unmet needs

In the Democratic Republic of the Congo, UNHCR facilitated smaller-scale voluntary repatriation, partnering with IOM to provide safety and security, mental health and psychosocial support, and justice, housing, land and property services.

51,300 refugees returned to the Syrian Arab Republic, where UNHCR provided humanitarian assistance and other services through a network of community centres. UNHCR also undertook dialogue with the Government and other stakeholders to address obstacles to voluntary return.

[An evaluation of UNHCRs repatriation programmes and activities \(2015-2021\)](#) assessed key enabling and constraining factors to effective repatriation and reintegration programming, and proposed actionable recommendations for improving policy and operational guidance in strengthening protection monitoring, inclusion and meaningful refugee participation.

Challenges to achieving outcomes

Refugee returns slowed by 21% in 2022. Hopes and plans were often dashed by fragile or faltering peace processes; continuing insecurity; limited inclusion and participation of refugees in peace processes and repatriation plans; failure to address root causes; destruction or confiscation of housing, land and property; severely overstretched services; and the absence of viable livelihoods. While addressing root causes is primarily the responsibility of countries of origin, their capacity to do so is intrinsically linked to meaningful international support.

Limited support from development and peace actors made returns and effective reintegration less

sustainable. Government leadership and ownership required strengthening in some instances. UNHCR's reintegration support was underfunded and could not cover the costs of return and reintegration and prevent a resort to harmful coping mechanisms. Increased support from development and peace actors was required to support governments' inclusion of refugees in development plans in areas of return and in national social protection systems.

Underfunding also delayed voluntary repatriation convoys, prompting some refugees to return in a self-organized manner, and it undermined UNHCR's ability to fund regular go-and-see visits and come-and-tell meetings, hampering efforts to raise awareness on conditions in the country of origin.

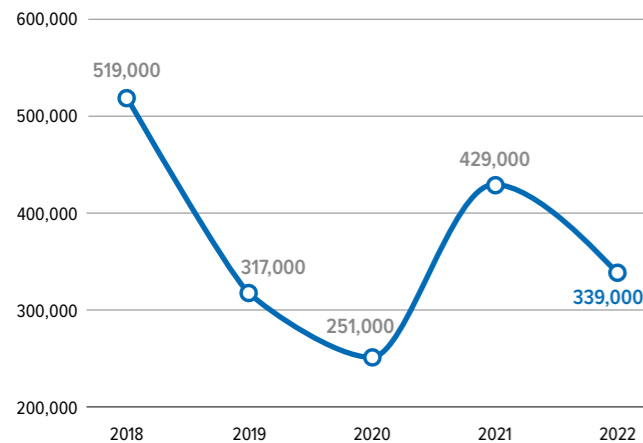


Outcome Area 15

A Congolese refugee family in Rwanda's Kiziba camp prepare to head to Kigali for an interview for possible resettlement in Norway, which offered to resettle 571 individuals from Rwanda. UNHCR identifies vulnerable refugees who meet the resettlement criteria and supports them through the interview process before departure.

© UNHCR/Lilly Carlisle

Refugee returnees | 2018-2022



Resettlement and complementary pathways

Core indicators

(For actual results in 2022, please see the Core indicator results section p.186-187.)



Number of refugees submitted by UNHCR for resettlement



Average processing time from resettlement submission to departure under normal priority



Number of refugees and asylum-seekers admitted through complementary pathways from the host country [GCR 3.2.1]

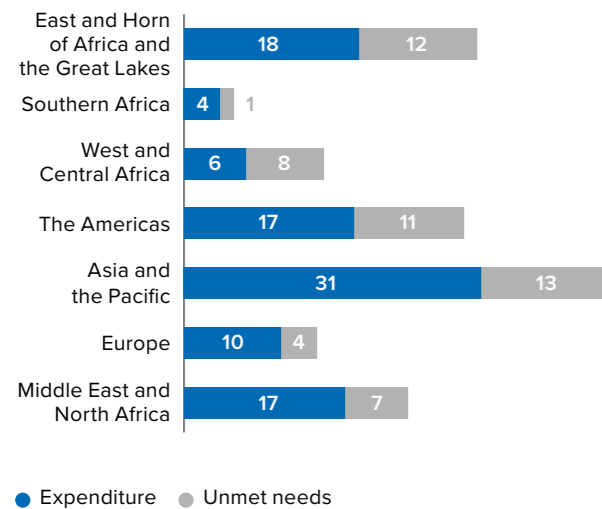
In 2022, UNHCR set out "[Third country solutions for refugees: Roadmap 2030](#)", a multi-stakeholder blueprint for third country solutions, with three goals: to grow resettlement; to advance complementary pathways and family reunification; and to build the foundation for welcoming and inclusive societies.

UNHCR estimated 1.47 million refugees required resettlement in 2022 and advocated for an increase in places. It provided 169 deployments to support resettlement in 57 country operations and 93 operations submitted 116,481 refugees to 25 States for consideration, an 84% increase over 2021. Half of submissions were women and girls, and 13% of submissions were made on an urgent or emergency basis due to specific protection needs.

Global expenditure and budget for Resettlement and complementary pathways

\$122 million spent against a budget of \$180 million \$57 million of unmet needs or 32% of the budget

Regional expenditure and unmet needs (USD Millions)



The principal nationalities were refugees originating from the Syrian Arab Republic (37,148), the Democratic Republic of the Congo (25,587), Afghanistan (12,346), Myanmar (9,006) and Eritrea (4,394), with submissions of Afghans and Rohingya expanding considerably.

Resettlement quotas slightly increased, but the pandemic and crises in Afghanistan and Ukraine slowed progress. 58,457 refugees departed to 20 countries, 49% more than in 2021 but short of the target of 90,000. UNHCR-facilitated resettlement departures were mainly to the United States (21,915), Canada (11,041), Germany (4,787), Sweden (4,535) and France (3,316).

UNHCR’s “Growing solutions and funding for refugees” project, which aims to improve refugees’ integration outcomes, supported the resettlement of 16 refugees to Argentina.

To support reception and integration outcomes for resettled refugees, UNHCR updated its “[Integration handbook](#)” to reflect current policies on disability, older refugees, gender, LGBTIQ+, and integration case management.

Data-sharing agreements with States were advanced to smooth case processing and the transfer of biometric data. UNHCR adopted new tools to collect and analyse data, with appropriately controlled access, on the inclusion of LGBTIQ+ refugees in resettlement programmes.

UNHCR backed efforts to develop complementary pathways for refugees, such as opportunities for employment, education and family reunification. It supported the activities and launch of the [Global Task Force on Refugee Labour Mobility](#) and the [Community of Practice on Education Pathways](#). These facilitated the development of partnerships supporting refugee labour mobility in countries such as Uganda, and opportunities for 46 refugees from Cameroon, Jordan, Malawi, Morocco, Mozambique, Nigeria, South Africa and Türkiye to travel to Italy under the [University Corridors for Refugees](#) project.

UNHCR supported the design and launch of education-focused programmes funded by the European Union’s Asylum, Migration and Integration Fund in Belgium, France, and Ireland, and convened the first [International Forum on Complementary Pathways](#) at the International Institute of Humanitarian Law. A framework for providing loans to help refugees access education and job opportunities was launched in collaboration with [Pathway Club](#).

Challenges to achieving outcomes

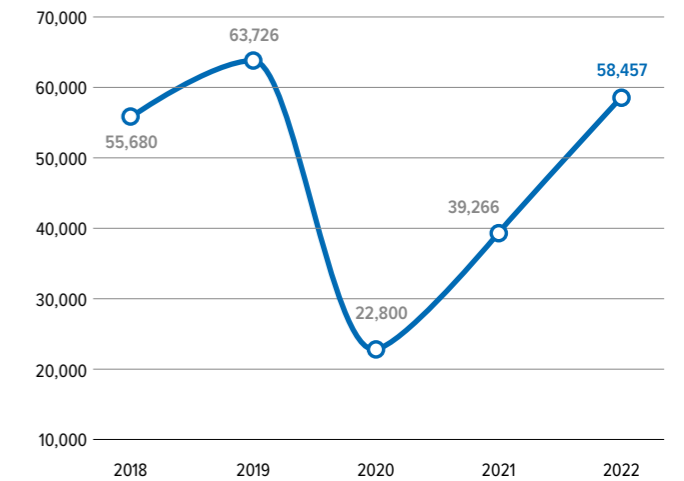
Due to a lack of adequate funding and resources, as well as the need to address the Ukraine crisis, operations were limited in their ability to prioritize the advancement of complementary pathways. This made it even more difficult for UNHCR to direct processes and discussions, assist partners, and provide access to existing opportunities.

Data and information management systems related to complementary pathway admissions remained incomplete and indicative, due to a lack of systematic recording of refugees accessing pathways, both at the UNHCR level and State level. UNHCR worked with States and partners such as the OECD to improve data on complementary pathways. To improve access to family reunification procedures, States will need to make systemic changes, such as expanding the definition of the family unit, as done by the United States.

Due to COVID-19, in-person activities under the “[Sustainable resettlement and complementary pathways initiative](#)” were significantly reduced, and although virtual conversations were possible, it was harder to build meaningful and long-lasting collaborations among authorities and partners in resettlement countries. Travel restrictions resulted in delays in refugee arrivals.

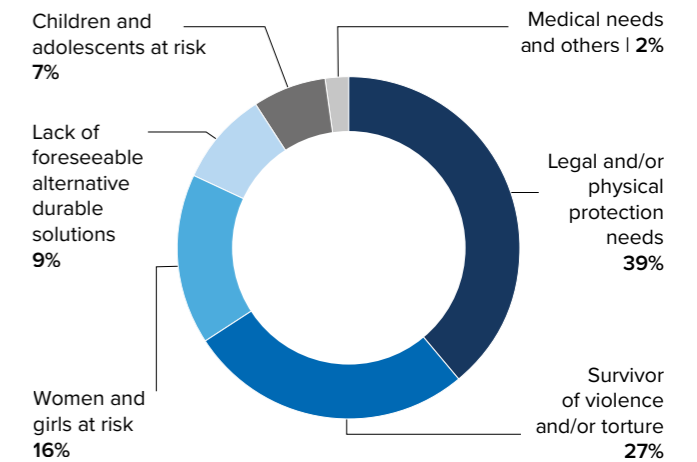
Despite the increase in resettlement quotas provided by States for 2022, the available places remained far below the 1.47 million required, and less than 8% of refugees in need were able to access this solution.

Global resettlement departures* | 2018-2022



* Figures for UNHCR-facilitated departures only.

Global resettlement submissions by category | 2022





Outcome Area 16

Marcel Muleba Kalala, a refugee farmer from the Democratic Republic of the Congo, has lived in South Africa for the past 17 years, producing fresh vegetables and creating job opportunities for South Africans, refugees and asylum-seekers.

© UNHCR/Jean Claude Nsabimana

Local integration and other local solutions

10 REDUCED INEQUALITIES Local integration and other local solutions are incremental processes in which refugees and internally displaced people gradually integrate into the community where they reside.

Mexico's local integration programme moves refugees and asylum-seekers to municipalities where there is demand for workers and absorption capacity in health and education services. The 28,500 people relocated, including 12,800 in 2022, contribute about

Core indicators

(For actual results in 2022, please see the Core indicator results section p.187.)



Proportion of forcibly displaced and stateless people with secure tenure rights and/or property rights to housing and/or land [SDG indicator 1.4.2]



Proportion of forcibly displaced and stateless people covered by social protection floors/systems [SDG 1.3.1]

\$8 million in annual tax revenue to the Mexican economy. UNHCR conducted over 8,400 interviews to identify protection and integration needs, and supported nearly 200 refugees with submission of their naturalization applications and 396 with funds related to their naturalization processes. UNHCR and the Ministry of Foreign Affairs signed a cooperation agreement to support refugees who meet the criteria and wish to apply for naturalization. UNHCR supports a similar strategy in Brazil, where 25,000 Venezuelans were voluntarily relocated in 2022 from Roraima state to other areas with higher integration opportunities. Socioeconomic studies supported by UNHCR showed that even in the context of the pandemic, 80% were able to integrate into the labour market, with an average income slightly above Brazil's minimum wage.

UNHCR supported efforts to help West African countries integrate former Ivorian refugees after the cessation of refugee status in June 2022, including in Liberia, where the World Bank's dedicated Window for Host Communities and Refugees supported the issuance of permanent resident permits free of charge for former Ivorian refugees.

The Government of Côte d'Ivoire issued passports to former Ivorian refugees who chose to remain in Togo. In the Gambia, which has hosted Senegalese refugees for decades, a UNHCR intention survey showed that 77% of Senegalese refugees were interested in local integration.

In India, UNHCR advocated for pathways to local integration for Sri Lankan refugees. UNHCR completed a legal analysis on local solutions, assessed refugee skills, and implemented pilot livelihood projects that included training for 71 refugees and microenterprise support for 27 refugees.

In Kenya, the Government proposed a "Marshall Plan", developed with UNHCR, that will transform the huge Dadaab and Kakuma refugee camps into villages that will provide services, security, and conservation infrastructure in designated areas.

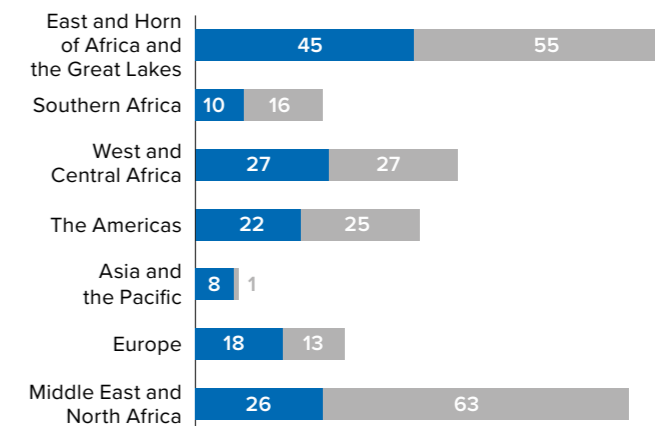
UNHCR supported moves to progressively open windows of inclusion in existing policies, align UNHCR assistance, and support access to national social protection systems and programmes. Social protection studies in Asia, the Middle East, North Africa and West Africa identified priority interventions, specific programmatic entry points and modalities for social protection engagement. In Europe, UNHCR aligned its interventions with government social assistance and, where possible, facilitated the inclusion of refugees in national social protection systems. In the Republic of Moldova, UNHCR contributed to a multi-stakeholder country capacity-building project involving both refugee and host populations and will pilot inclusion in social assistance and social welfare services. In Mauritania, 15,700 refugee households were registered in the national social registry. In the Republic of the Congo, UNHCR supported the implementation of the World Bank's IDA18 Refugee Sub-Window [Lisungi social safety nets project](#), under which 5,170 refugee and host families received conditional cash transfers and 7,908 received grants for income-generating activities.

In the Democratic Republic of the Congo, special arrangements were made to improve displaced people's access to land for agricultural and other livelihood purposes. In Burkina Faso, UNHCR supported local authorities' capacity to secure land

Global expenditure and budget for Local integration and other local solutions

\$157 million spent against a budget of **\$356 million** **\$199 million** of unmet needs or **56%** of the budget

Regional expenditure and unmet needs (USD Millions)



● Expenditure ● Unmet needs




rights and address conflict, and 164 hectares were made available for agricultural production and housing for 1,096 displaced households.



Challenges to achieving outcomes


Obstacles to inclusion and integration included complex government coordination and communication, a lack of policy or restrictive policy frameworks, and administrative barriers. Job opportunities were limited and official procedures, such as naturalization, were lengthy and challenging. Some countries required applicants for naturalization to present a passport from their country of origin, creating problems for refugees. More investments were needed to advocate with governments and make the case for integrating refugees.

Secure access to land for housing and livelihoods remained a daunting challenge in planning durable solutions. Some land policies do not resolve the land tenure problems faced by forcibly displaced and stateless people, and there are sociocultural and legal barriers to inheritance and secure tenure for displaced women, female-headed households, and children. There is also a lack of funding for land certification and dispute resolution initiatives at the local level. All these challenges require an urgent rethinking of systems for redress.

CORE INDICATORS IN 2022 FOR OUTCOME AREAS 13-16

SELF-RELIANCE, ECONOMIC INCLUSION AND LIVELIHOODS		Population concerned	Percentage of countries with a result:			
			below 25%	between 25% and 50%	between 50% and 75%	above 75%
13.1 	Proportion of people with an account at a bank or other financial institution or with a mobile-money-service provider [SDG 8.10.2 Tier 1]	IDPs	29%	29%	29%	14%
		Refugees and asylum-seekers	41%	33%	6%	20%
13.2 	Proportion of people who self-report positive changes in their income compared to previous year	IDPs	88%	0%	13%	0%
		Refugees and asylum-seekers	66%	16%	18%	0%
13.3 	Proportion of people (working age) who are unemployed	IDPs	27%	36%	18%	18%
		Refugees and asylum-seekers	39%	14%	20%	27%
		Returnees	33%	17%	17%	33%

VOLUNTARY REPATRIATION AND SUSTAINABLE REINTEGRATION		Population concerned	Percentage of countries with a result:			
			below 25%	between 25% and 50%	between 50% and 75%	above 75%
14.1 	Proportion of returnees with legally recognized identity documents or credentials [GCR 4.2.2]	Returnees	31%	0%	19%	50%
14.2 	Proportion of people wanting country of origin information who actually receive it	Refugees and asylum-seekers	17%	8%	14%	61%

RESETTLEMENT AND COMPLEMENTARY PATHWAYS		Population concerned	Number of people
15.1 	Number of refugees submitted by UNHCR for resettlement	Refugees and asylum-seekers	116,481



.../...

CORE INDICATORS IN 2022 FOR OUTCOME AREAS 13-16

.../...

RESETTLEMENT AND COMPLEMENTARY PATHWAYS		Population concerned	Percentage of countries reporting 2022 status:			
			up to 6 months	6-12 months	12-24 months	more than 24 months
15.2 	Average processing time from resettlement submission to departure under normal priority	% of countries	19%	13%	21%	48%
15.3 	Number of people admitted through complementary pathways from the host country	Refugees and asylum-seekers	19,806			

This is an undercount and reflects preliminary information available to UNHCR operations in early 2023. Data related to complementary pathway admissions remains incomplete and indicative due to a lack of systematic recording of refugees accessing pathways.

LOCAL INTEGRATION AND OTHER LOCAL SOLUTIONS		Population concerned	Percentage of countries reporting 2022 status:		
			below 2021	same as 2021	above 2021
16.1 	Proportion of people with secure tenure rights and/or property rights to housing and/or land [revised SDG indicator 1.4.2]	Refugees and asylum-seekers	22%	33%	44%
		Stateless persons	0%	50%	50%
16.2 	Proportion of people covered by social protection floors/ systems [SDG 1.3.1]	Refugees and asylum-seekers	34%	22%	44%
		Stateless persons	0%	50%	50%



Enabling Areas

UNHCR and its partners provide support to people in the areas severely affected by fighting in Chasiv Yar, Ukraine.

© Humanitarian Mission Protiska/UNHCR/Artur Ulianytskyi

Enabling Areas

UNHCR continuously invests in becoming more agile, values-based, effective, efficient and equipped to achieve a sustainable impact on protection and improving the lives of forcibly displaced and stateless people. Within UNHCR's Global Results Framework, the five Enabling Areas cover management and support functions and efforts to make UNHCR more agile, effective and efficient.

Efficient, modern, and streamlined systems and processes

As part of its Business Transformation Programme (BTP), UNHCR launched Workday@UNHCR, a cloud-based human resources (HR) platform, streamlining 15 key HR policies and reforming the approach to performance management (see Enabling Area 19).

The phased roll-out of Workday@UNHCR and its integration with COMPASS, which was launched in 2021, will inform the launch of the four other BTP solutions, including tools for finance and supply chain management, partner engagement, and aligning operational needs and donor priorities. The 2022 roll-out experience showed the value of a collaborative approach, timely updates of guidance and processes, comprehensive online self-learning, and walk-in sessions.

Other key elements of the BTP which saw significant progress in 2022 included planning and design of Cloud ERP, the cloud-based enterprise resource planning solution for finance and supply chain management with two “demo” (process playback) sessions helping assess whether the preliminary design meets envisioned needs and requirements. Progress was also made in the development of the Project Reporting, Oversight and Monitoring Solution (PROMS), a digital management and monitoring platform intended to improve engagement with partners. Some 110 staff from the Regional Bureaux, country operations and local and international partners contributed to the design sessions throughout the year.

The Synergy project progressed as well. Synergy, which aims to roll out a new solution for tracking, managing, and leveraging UNHCR's external engagements and relationships, is already supporting UNHCR's private sector partnership work. It will also support UNHCR's efforts to further align donor priorities and interests with operational needs. Meanwhile, the Link project, which is intended to ensure that data flows reliably and securely between the different BTP systems, progressed further to facilitate data exchange with other entities, such as the United Nations pension fund, and enable UNHCR to update its data architecture in the future with greater ease.

To meet the needs of these new systems, UNHCR strengthened its information technology (IT) infrastructure, released the final component of its “Policy on information security”, and developed the capacity of its personnel on IT security. 81% of staff completed IT awareness training and 84% of workstations were equipped with data encryption. 20 global IT security exercises were performed.

UNHCR also invested in its Profile Global Registration System (proGres) new user reference material and training courses in preparation for the move to the cloud in 2023, and in sharing operational data on [Global Focus](#), [the Operational Data Portal](#), and [the Refugee Data Finder](#) amongst others.

UNHCR’s Cash Management System – CashAssist, was rolled out to 45 countries, and 77 countries conducted post-distribution monitoring, an increase of 75% from 2021.

Enhanced operational support, supply chain and technology

In 2022, UNHCR issued 35 new emergency declarations in 25 countries and dispatched \$37 million of core relief items (CRIs) from its seven strategic stockpiles, carrying out 25 airlifts. UNHCR increased its emergency response capacity to meet the needs of up to 1 million people, up from the previous 600,000, and surpassed \$1.4 billion worth of global procurement. UNHCR managed 492 emergency deployments, and support missions, totalling 1,075 mission days (See infographic on p.112-113).

UNHCR issued “Emergency preparedness guidance” for IDP and refugee emergencies and launched an internal “Emergency preparedness and response” portal, a one-stop-shop for risk overview and monthly early warning highlights. 20 country operations were identified as being at an elevated risk of new or escalated emergency and were supported with risk analysis, contingency planning, and solutions to address preparedness gaps.

The Office contributed to [the Inter-Agency Standing Committee’s Early Warning, Early Action and Readiness Report](#), analysing trends in emergencies and gaps between humanitarian needs and capacity and preparedness.

UNHCR improved the sustainability of its end-to-end supply chain, developed greener specifications for four CRIs – blankets, mattresses, jerry-cans, and buckets – and ran a pilot procurement of sustainable CRIs in the Asia and the Pacific region.

The security of over 4,000 UNHCR colleagues working in locations with substantial or high threat levels remained a vital priority. UNHCR recorded 30% more security incidents than in 2021, and managed risks by analysing and profiling specific threats and by providing security engineering, equipment, briefings and training. Additional security personnel were deployed to operations in Afghanistan, Ethiopia, Iraq, Lebanon, the Republic of Moldova, Somalia, the Syrian Arab Republic, and Ukraine. UNHCR participated in over 22 inter-agency security fora, facilitated inter-agency Women Security Awareness training in 20 countries for 780 women from UNHCR’s global workforce and partners, and a person-centred approach in security management for 30 security officers from 15 countries.



Novo Nordisk Foundation provides life-saving emergency relief to vulnerable people forced to flee

Over the past few years, the Novo Nordisk Foundation has provided swift and substantial financial support to UNHCR’s emergency responses globally. This included support to the emergency in northern Ethiopia, Afghan refugees in Pakistan, [the Pakistan flood response](#), the Ukraine emergency and much-needed health services in the Dadaab refugee complex in drought-affected Kenya. These contributions of more than \$6 million have benefited refugees, internally displaced people and host communities, enabling UNHCR to provide protection and life-saving humanitarian assistance to people forced to flee.

To inform efforts to reduce its carbon footprint, UNHCR measured emissions of its vehicle fleet via a real-time vehicle tracking system. A UNHCR and WFP initiative to streamline UN vehicle services led to the creation of the [UN FLEET](#), with which UNFPA and UNICEF signed global service agreements in October 2022. UNHCR and several UN agencies aggregated their air travel data into one database ([the Travel Data Cube](#)), with new global agreements with airlines leading to better pricing and more flexible travel arrangements for UNHCR.

Strengthened human resources and improved organizational culture

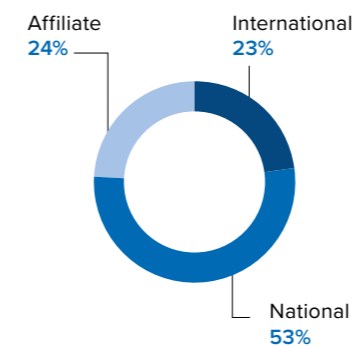
In 2022, UNHCR passed a major milestone in its HR transformation with the implementation of Workday@UNHCR. By streamlining and simplifying through technology, it has resulted in 15 revised HR policies and an improvement of over 200 processes, enabling a more efficient HR service to the workforce. Moreover, Workday@UNHCR brought all HR functions into one place,

Global presence (as of 31 December 2022)

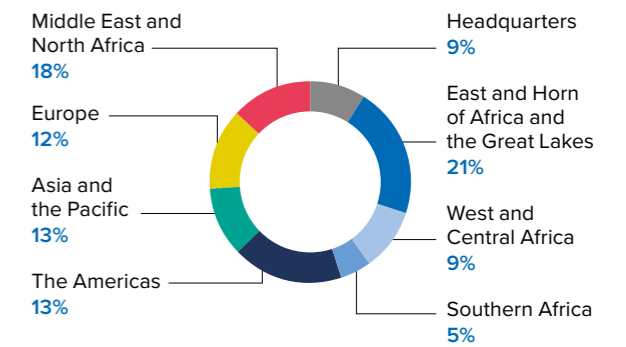
UNHCR was present in **135 countries** and **territories** with offices in **530 locations**



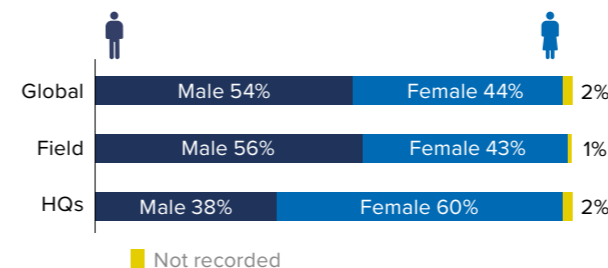
Global workforce by category



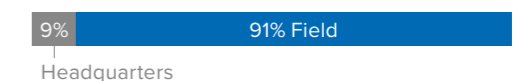
Global workforce by region



Global workforce by gender



Global workforce by location



*Includes UNVs, individual contractors and consultants hired through UNOPS or directly, deployees, secondees and interns.

introducing richer data analytics to improve workforce planning and enabling more informed decisions to meet diversity and inclusion objectives. New flexible working arrangements enabled more flexibility and modern ways of working by introducing new work modalities including remote work. UNHCR conducted over 11,200 integrity clearance reviews for all types of appointments, a 70% increase in the number of screened candidates compared to 2021.

In line with its “[2020-2022 Strategy and action plan: Tackling sexual exploitation and abuse and sexual harassment](#)”, UNHCR ensured the needs of survivors of sexual exploitation and abuse and sexual harassment remained a central and guiding principle in prevention and response efforts. UNHCR extended the [Misconduct Disclosure Scheme](#) to the national and affiliate workforce in Bangladesh, Greece and Kenya. UNHCR’s Deputy High Commissioner chaired the [United Nations Chief Executives Board Task Force on Addressing Sexual Harassment](#), and UNHCR and WFP co-led its workstream on leadership and culture. The High Commissioner issued his report on the “Practice in disciplinary matters and cases of criminal behaviour” with seven cases of misconduct in the Office involving sexual harassment, or sexual exploitation and abuse, leading to termination of employment.

Enhanced partnerships, coordination, public outreach and resource mobilization

UNHCR led the development of seven regional refugee response plans covering the inter-agency response in 53 countries hosting refugees. UNHCR stepped up engagement with other UN agencies, local and international NGOs, private sector and media partners, governments, parliaments, city networks, academia, and others to mobilize

goodwill and to advance the objectives of the Global Compact on Refugees. A multi-stakeholder [Global Alliance to End Statelessness](#) was launched, and UNHCR, OHCHR and UN-Women collaborated on a UN system-wide policy on Age, Gender, and Diversity. The number of local and national responders receiving funding from UNHCR (including NGOs, civil society organizations and government partners) reached 1,043, or 84% of all partners, the highest figure to date.

In 2022, [the Global Compact on Refugees \(GCR\) Indicator Framework](#) was released. Anticipating [the Global Refugee Forum](#) in 2023, UNHCR partnered with the UN Development Coordination Office and UN Office for the Coordination of Humanitarian Affairs (OCHA) to develop a [UN common pledge](#), reflecting commitments from UN country teams and global UN entities towards refugee inclusion.

Through [the UN Partner Portal](#), funded partners were given access to the key aspects of the UNHCR partner management framework, ensuring transparency while the new systems and guidance are under development. UNHCR also worked closely with other UN agencies to integrate industry-standard risk and compliance screening capabilities into the UN Partner Portal. In 2022, UN-Women and the UNDP Bureau for Crisis Prevention and Recovery joined the portal. UNHCR also engaged in a strategic partnership with the International Organization for Standardization and the International Civil Aviation Organization on developing standards for identity documents for displaced people.

UNHCR used its partnerships to advance protection and solutions. For example, expanded partnerships and media engagement resulted in UNHCR reaching an audience of 1.5 billion people and contributed to an increase in the donor base from 2.7 million individual donors at the end of 2021 to 3.6 million at

the end of 2022, and a near doubling of funds from the private sector, to \$1.246 billion. Private sector companies, publishers, [Goodwill Ambassadors](#) and “[high-profile supporters](#)”, and better engagement with media actors, including social and digital media partners, all helped UNHCR raise awareness and disseminate key messages about its operations, needs and priorities.

Effective strategic leadership and governance and independent oversight (EO)

The [Executive Committee \(ExCom\)](#) and UN Member States were steadfast in their support of UNHCR in 2022. At the annual Pledging Conference in December 2021, Member States pledged record contributions of \$1.13 billion for UNHCR programmes and activities. The year also saw record levels of contributions overall (see [Funding UNHCR’s programmes](#)). The return to consensus in the General Assembly on UNHCR’s [annual resolution on the work of UNHCR \(A/77/457\)](#), following four years of it having been called to a vote, was another sign of growing support.

[Evaluations](#) of UNHCR’s work pointed the way to new opportunities. Recommendations from a joint [evaluation on the protection of the rights of refugees during COVID-19](#) guided a sustained focus on innovation and the use of technology beyond the pandemic; while the [evaluation of repatriation programmes and activities](#) fed into revisions of existing operational guidance to strengthen protection monitoring, reintegration programming, information management, and meaningful participation of refugees. Recommendations on strengthening national asylum systems provided a clear and endorsed framework for an increasingly strategic and performance-driven approach. Evaluations of emergency responses in the Democratic Republic of the Congo and the

Sahel region showed UNHCR provided life-saving assistance at the onset of displacement. A synthesis of findings from independent evaluations for evidence of UNHCR’s multi-faceted approaches to Accountability to Affected People showed the prolific and varied mechanisms used to engage with and consult beneficiary populations. Evaluation evidence also informed the development of a new emergency policy and global strategies on statelessness and UNHCR’s engagement with development actors.

The Inspector General’s Office (IGO) strengthened UNHCR’s integrity system in 2022, establishing a support desk to handle staff workplace concerns; moving the Speak Up Helpline under the IGO to enhance confidentiality; investigating retaliation complaints and supporting the use of informal and management-led resolutions of workplace conflict.

MEMBERS OF UNHCR'S EXECUTIVE COMMITTEE AND STATES PARTIES TO THE REFUGEE AND STATELESSNESS CONVENTIONS

UNHCR is governed by the United Nations General Assembly and the Economic and Social Council (ECOSOC). In 1958, ECOSOC established the Executive Committee of the High Commissioner's Programme (ExCom), pursuant to a resolution of the General Assembly. Its main tasks are to approve the High Commissioner's programmes, advise the High Commissioner in the exercise of his functions (mainly on protection issues), and oversee the Office's finances and administration.

ExCom holds an annual session in Geneva every October. The 73rd session took place from 10 to 14 October 2022. Meetings of the Executive Committee's Standing Committee are held at various dates throughout the year to carry on the work between plenary sessions.

ExCom membership is on the widest possible geographical basis from those States (Members of the United Nations) with a demonstrated interest in, and devotion to, the solution of refugee problems. By the end of 2022, there were 107 ExCom members in the following table – in blue – which also shows the States parties to the 1951 Convention relating to the Status of Refugees and its Protocol of 1967 and to the 1954 Convention relating to the Status of Stateless Persons and the 1961 Convention on the Reduction of Statelessness.

ExCom members (in blue) and other States parties to the Conventions

Conventions on the Status of Stateless Persons and the Reduction of Statelessness

	Convention relating to the Status of Refugees and its Protocol		Conventions on the Status of Stateless Persons and the Reduction of Statelessness	
	1951	1967	1954	1961
Afghanistan	2005	2005		
Albania	1992	1992	2003	2003
Algeria	1963	1967	1964	
Angola	1981	1981	2019	2019
Antigua and Barbuda	1995	1995	1988	
Argentina	1961	1967	1972	2014
Armenia	1993	1993	1994	1994
Australia	1954	1973	1973	1973
Austria	1954	1973	2008	1972
Azerbaijan	1993	1993	1996	1996
Bahamas (the)	1993	1993		
Bangladesh				
Barbados			1972	
Belarus	2001	2001		
Belgium	1953	1969	1960	2014
Belize	1990	1990	2006	2015
Benin	1962	1970	2011	2011
Bolivia (Plurinational State of)	1982	1982	1983	1983
Bosnia and Herzegovina	1993	1993	1993	1996
Botswana	1969	1969	1969	
Brazil	1960	1972	1996	2007
Bulgaria	1993	1993	2012	2012
Burkina Faso	1980	1980	2012	2017
Burundi	1963	1971		
Cabo Verde		1987		
Cambodia	1992	1992		
Cameroon	1961	1967		
Canada	1969	1969		1978
Central African Republic (the)	1962	1967		
Chad	1981	1981	1999	1999
Chile	1972	1972	2018	2018
China	1982	1982		
Colombia	1961	1980	2019	2014
Congo	1962	1970		
Costa Rica	1978	1978	1977	1977
Côte d'Ivoire	1961	1970	2013	2013
Croatia	1992	1992	1992	2011
Cyprus	1963	1968		
Czechia	1993	1993	2004	2001
Dem. Rep. of the Congo	1965	1975		
Denmark	1952	1968	1956	1977
Djibouti	1977	1977		
Dominica	1994	1994		
Dominican Republic	1978	1978		
Ecuador	1955	1969	1970	2012
Egypt	1981	1981		
El Salvador	1983	1983	2015	
Equatorial Guinea	1986	1986		
Estonia	1997	1997		
Ethiopia	1969	1969		
Fiji	1972	1972	1972	
Finland	1968	1968	1968	2008
France	1954	1971	1960	
Gabon	1964	1973		

	1951	1967	1954	1961
Gambia	1966	1967	2014	2014
Georgia	1999	1999	2011	2014
Germany	1953	1969	1976	1977
Ghana	1963	1968		
Greece	1960	1968	1975	
Guatemala	1983	1983	2000	2001
Guinea	1965	1968	1962	2014
Guinea-Bissau	1976	1976	2016	2016
Haiti	1984	1984	2018	2018
Holy See	1956	1967		
Honduras	1992	1992	2012	2012
Hungary	1989	1989	2001	2009
Iceland	1955	1968	2021	2021
India				
Iran (Islamic Republic of)	1976	1976		
Ireland	1956	1968	1962	1973
Israel	1954	1968	1958	
Italy	1954	1972	1962	2015
Jamaica	1964	1980		2013
Japan	1981	1982		
Jordan				
Kazakhstan	1999	1999		
Kenya	1966	1981		
Kiribati			1983	1983
Kyrgyzstan	1996	1996		
Latvia	1997	1997	1999	1992
Lebanon				
Lesotho	1981	1981	1974	2004
Liberia	1964	1980	1964	2004
Libya			1989	1989
Liechtenstein	1957	1968	2009	2009
Lithuania	1997	1997	2000	2013
Luxembourg	1953	1971	1960	2017
Madagascar	1967			
Malawi	1987	1987	2009	
Mali	1973	1973	2016	2016
Malta	1971	1971	2019	
Mauritania	1987	1987		
Mexico	2000	2000	2000	
Monaco	1954	2010		
Montenegro	2006	2006	2006	2013
Morocco	1956	1971		
Mozambique	1983	1989	2014	2014
Namibia	1995	1995		
Nauru	2011	2011		
Netherlands	1956	1968	1962	1985
New Zealand	1960	1973		2006
Nicaragua	1980	1980	2013	2013
Niger	1961	1970	2014	1985
Nigeria	1967	1968	2011	2011
North Macedonia	1994	1994	1994	2020
Norway	1953	1967	1956	1971
Pakistan				
Panama	1978	1978	2011	2011
Papua New Guinea	1986	1986		

	1951	1967	1954	1961
Paraguay	1970	1970	2014	2012
Peru	1964	1983	2014	2014
Philippines	1981	1981	2011	2022
Poland	1991	1991		
Portugal	1960	1976	2012	2012
Republic of Korea	1992	1992	1962	
Republic of Moldova	2002	2002	2012	2012
Romania	1991	1991	2006	2006
Russian Federation	1993	1993		
Rwanda	1980	1980	2006	2006
Saint Kitts and Nevis	2002			
Saint Vincent and the Grenadines	1993	2003	1999	
Samoa	1988	1994		
Sao Tome and Principe	1978	1978		
Senegal	1963	1967	2005	2005
Serbia	2001	2001	2001	2011
Seychelles	1980	1980		
Sierra Leone	1981	1981	2016	2016
Slovakia	1993	1993	2000	2000
Slovenia	1992	1992	1992	
Solomon Islands	1995	1995		
Somalia	1978	1978		
South Africa	1996	1996		
South Sudan	2018	2018		
Spain	1978	1978	1997	2018
Sudan	1974	1974		
Suriname	1978	1978		
Swaziland	2000	1969	1999	1999
Sweden	1954	1967	1965	1969
Switzerland	1955	1968	1972	
Tajikistan	1993	1993		
Thailand				
Timor-Leste	2003	2003		
Togo	1962	1969	2021	2021
Trinidad and Tobago	2000	2000	1966	
Tunisia	1957	1968	1969	2000
Türkiye	1962	1968	2015	
Turkmenistan	1998	1998	2011	2012
Tuvalu	1986	1986		
Uganda	1976	1976	1965	
Ukraine	2002	2002	2013	2013
United Kingdom of Great Britain and Northern Ireland	1954	1968	1959	1966
United Republic of Tanzania	1964	1968		
United States of America		1968		
Uruguay	1970	1970	2004	2001
Venezuela (Bolivarian Republic of)		1986		
Yemen	1980	1980		
Zambia	1969	1969	1974	
Zimbabwe	1981	1981	1998	
Total Parties	146	147	96	78

In 2022, the Philippines acceded to the 1961 Convention on the Reduction of Statelessness.

ACRONYMS

3RP Regional Refugee and Resilience Plan in response to the Syria crisis

AAP Accountability to affected people

AFD French Development Agency

AGD Age, Gender and Diversity (UNHCR)

AU African Union

BTP Business Transformation Programme (UNHCR)

BMZ Federal Ministry for Economic Cooperation and Development (Germany)

CAR the Central African Republic

CBP Community-based protection (UNHCR)

CCCM Camp coordination and camp management (cluster)

CBPF Country-based pooled funds

CERF Central Emergency Response Fund

COMPASS Planning, budgeting and reporting system (for UNHCR)

COP Conference of the Parties to the United Nations Framework Convention on Climate Change

CP Child protection

CRIs Core relief items (UNHCR)

DAFI German Albert Einstein Academic Scholarship Programme for Refugees

DRC the Democratic Republic of the Congo

ECOSOC Economic and Social Council (UN)

Enabel Development agency of Belgium's federal Government

EU European Union

ExCom Executive Committee of the High Commissioner's Programme

FAO Food and Agriculture Organization of the United Nations

GCR Global Compact on Refugees

GPC Global Protection Cluster

GRF Global Refugee Forum

GSC Global Shelter Cluster

HR Human Resources

IA Impact Area (for UNHCR)

IASC Inter-Agency Standing Committee

IDA International Development Association (World Bank)

IDP Internally displaced person

IFC International Finance Corporation

IGAD Intergovernmental Authority on Development

ILO International Labour Organization

IMF International Monetary Fund

INTPA Directorate-General for International Partnerships (EU)

IOM International Organization for Migration

IT Information technology

JICA Japan International Cooperation Agency

JPO Junior Professional Officer

LGBTIQ+ Lesbian, gay, bisexual, transgender and intersex

MHPSS Mental health and psychosocial support

MIRPS Comprehensive Regional Protection and Solutions Framework in Latin America

MPTF Multi-partner trust funds

HOPE AWAY FROM HOME

A world where
refugees are always included



© UNHCR/Pauline Omagwa

ACRONYMS

NGO Non-governmental organization

OA Outcome Area (for UNHCR)

OCHA Office for the Coordination of Humanitarian Affairs (UN)

OECD Organization for Economic Cooperation and Development

OHCHR Office of the United Nations High Commissioner for Human Rights

PRIMES Population registration and identity management ecosystem (UNHCR)

PSEA Protection from sexual exploitation and abuse

R4V Inter-agency coordination platform for refugees and migrants from Venezuela

RMRP Regional Refugee and Migrant Response Plan

RRP Refugee Response Plan

RSD Refugee status determination

SADC Southern African Development Community

SDG(s) Sustainable Development Goal(s)

UNAIDS Joint United Nations Programme on HIV/AIDS

UNDP United Nations Development Programme

UNESCO United Nations Educational, Scientific and Cultural Organization

UNFPA United Nations Population Fund

UNICEF United Nations Children's Fund

UNOPS United Nations Office for Project Services

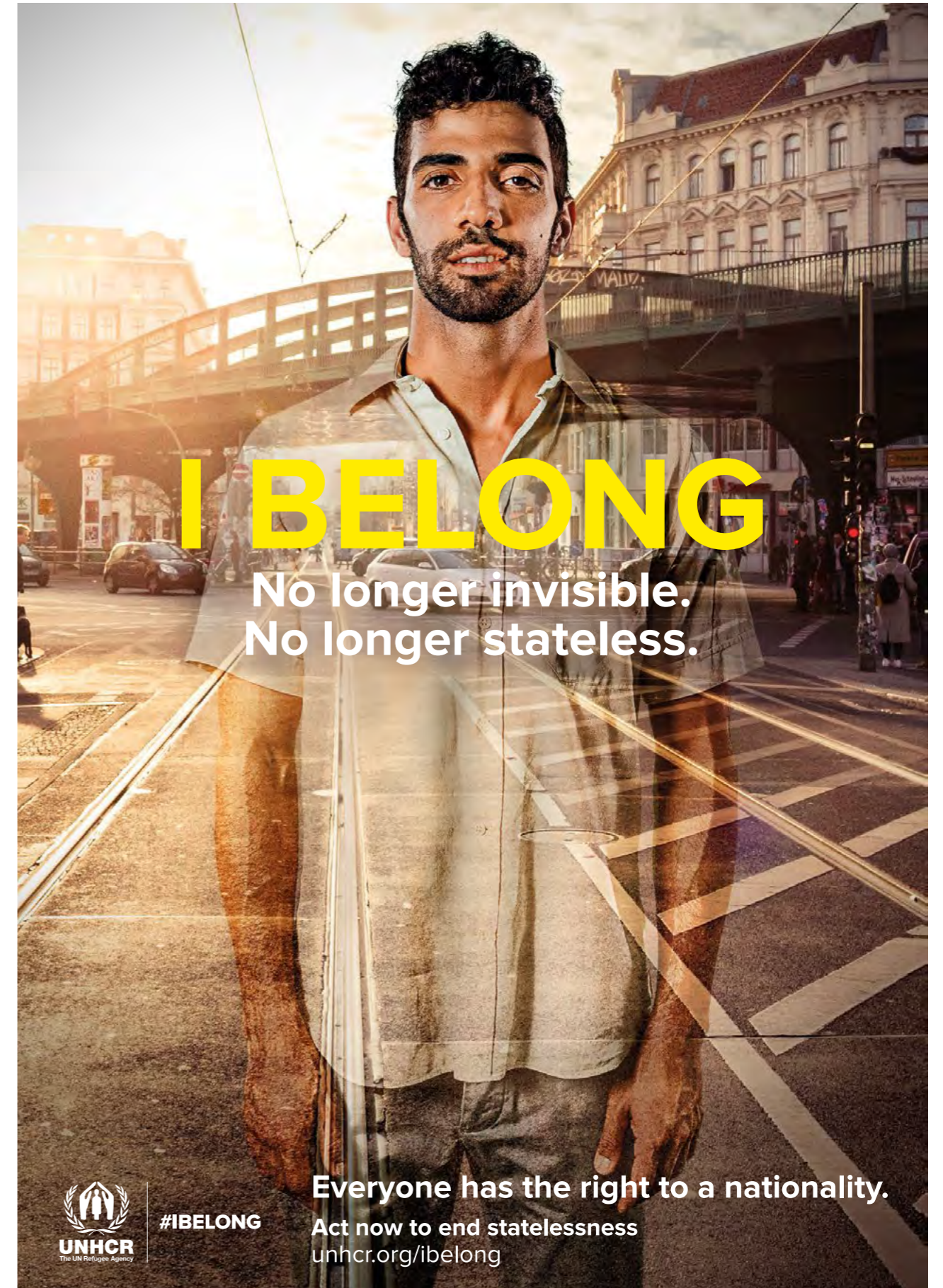
UNVs United Nations Volunteers

UN-Women United Nations Entity for Gender Equality and the Empowerment of Women

WASH Water, sanitation and hygiene

WFP World Food Programme

WHO World Health Organization



CREDITS

UNHCR wishes to acknowledge the contributions of all staff and consultants at Headquarters and in the field who have participated in the preparation of the narrative, financial and graphic components of this document.

Concept design: UNHCR

Layout design, production and printing: Printing section, Production and support service, United Nations Office – Geneva (2305336E).

The maps in this publication do not imply the expression of any opinion on the part of UNHCR concerning the legal status of any country or territory or area, of its authorities, or the delimitation of frontiers or boundaries.

Data in this report are drawn from the most recent statistics available to UNHCR, and from other United Nations agencies. For any corrigenda found subsequent to printing, please visit the Publications page on Global Focus website (<https://reporting.unhcr.org>).

All amounts are in US dollars unless otherwise specified.

UNHCR
PO BOX 2500
1211 Geneva 2
Switzerland
Email: HQGARS@unhcr.org

<https://reporting.unhcr.org> and www.unhcr.org
[Twitter@UNHCRgov](https://twitter.com/UNHCRgov) | [Twitter@refugees](https://twitter.com/refugees) | [Facebook](https://www.facebook.com/unhcr) | [Instagram](https://www.instagram.com/unhcr)

Cover photo:

Svitlana, a [UNHCR protection monitor](#), conducts an interview with Valentina, 83, a Ukrainian refugee who arrived from Kramatorsk with her daughter Oksana and granddaughter Zhanna. They live in a collective centre in Kraków, Poland, with 400 other refugees from Ukraine.

© UNHCR/Anna Liminowicz

reporting.unhcr.org
www.unhcr.org



Published by UNHCR
PO Box 2500
1211 Geneva 2
Switzerland

For information and inquiries
please contact:
HQGARS@unhcr.org

Twitter@UNHCRgov | Twitter@refugees
[Facebook](#) | [Instagram](#)

