

Update on budgets and funding for 2023 and 2024

EC/75/SC/CRP.11

Ms. Ritu Shroff
Director, Division of Strategic Planning
and Results

90th Standing Committee
1-3 July 2024

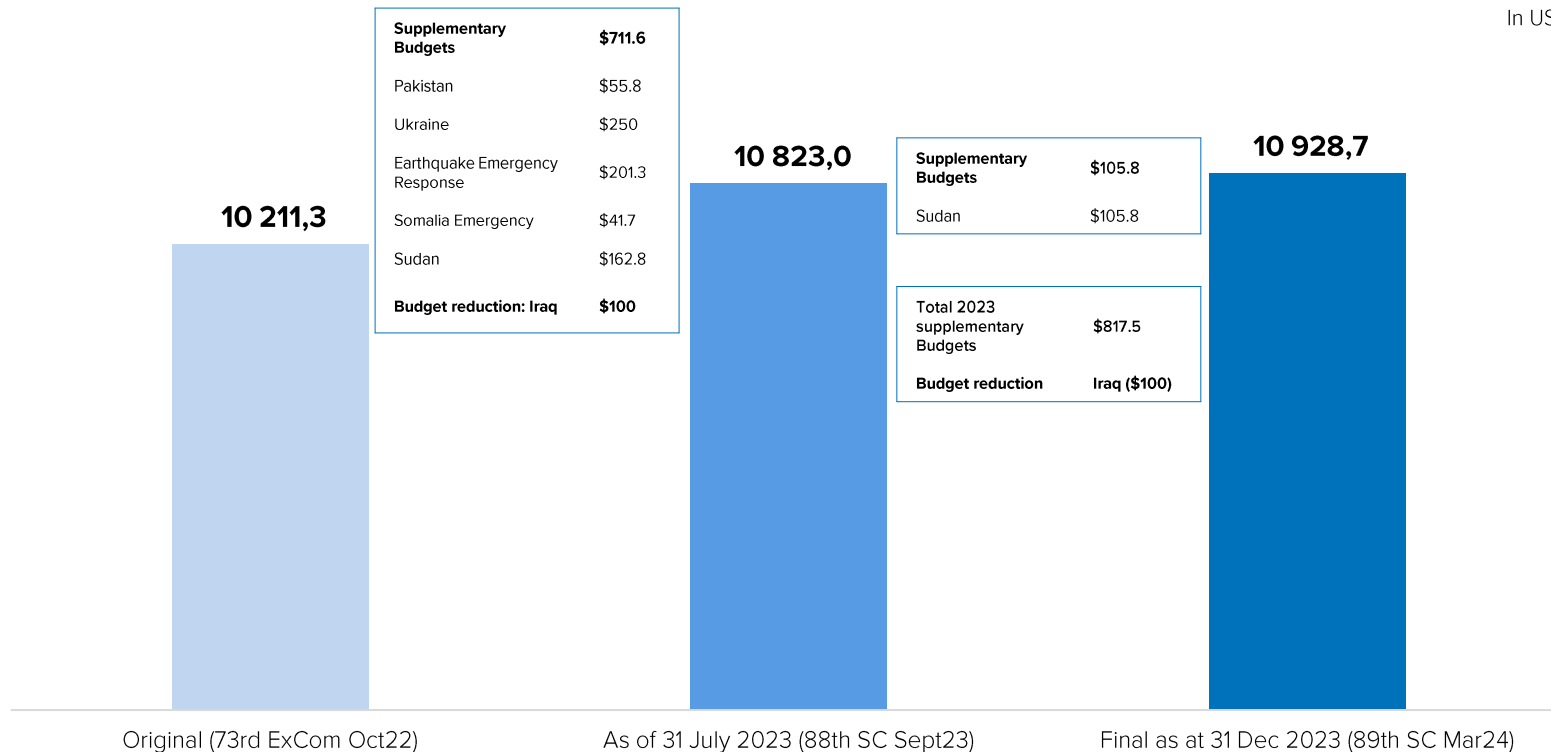




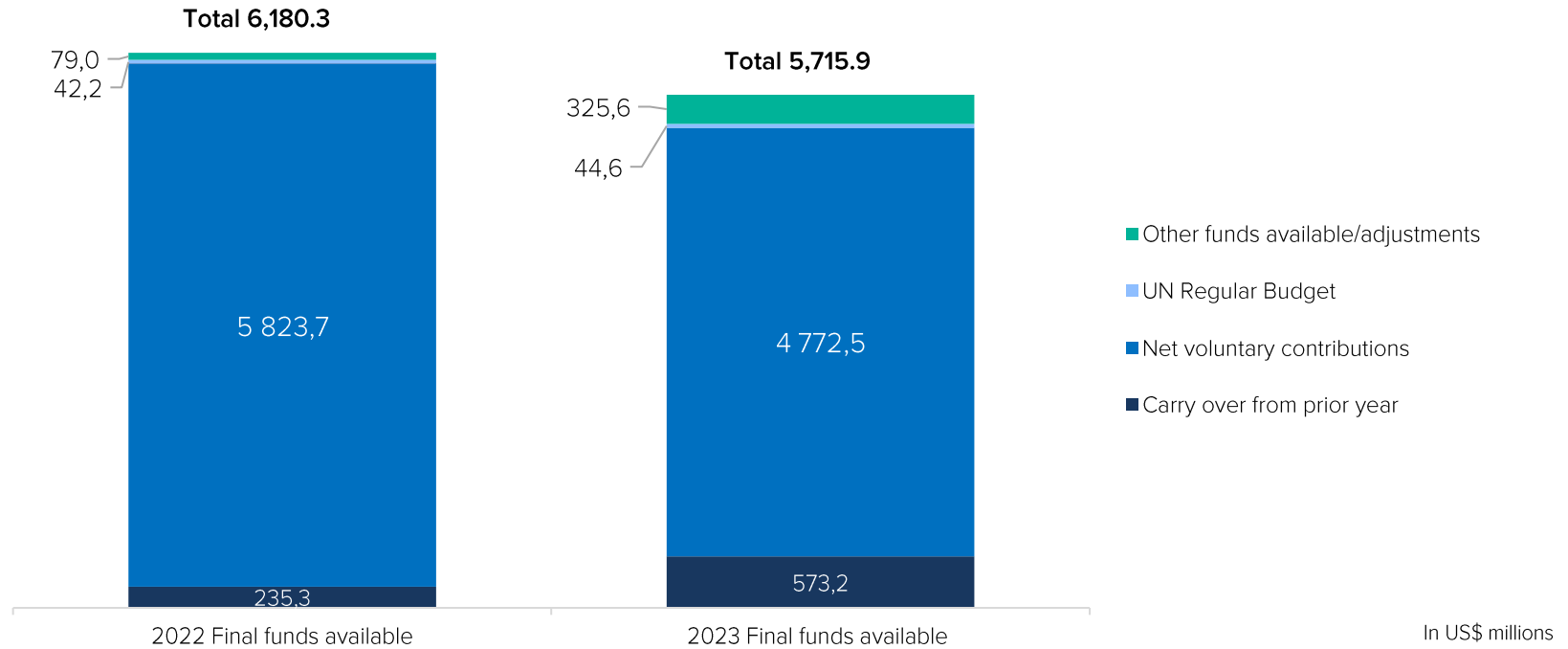
2023

2023 final budget reached **\$10.9 billion**

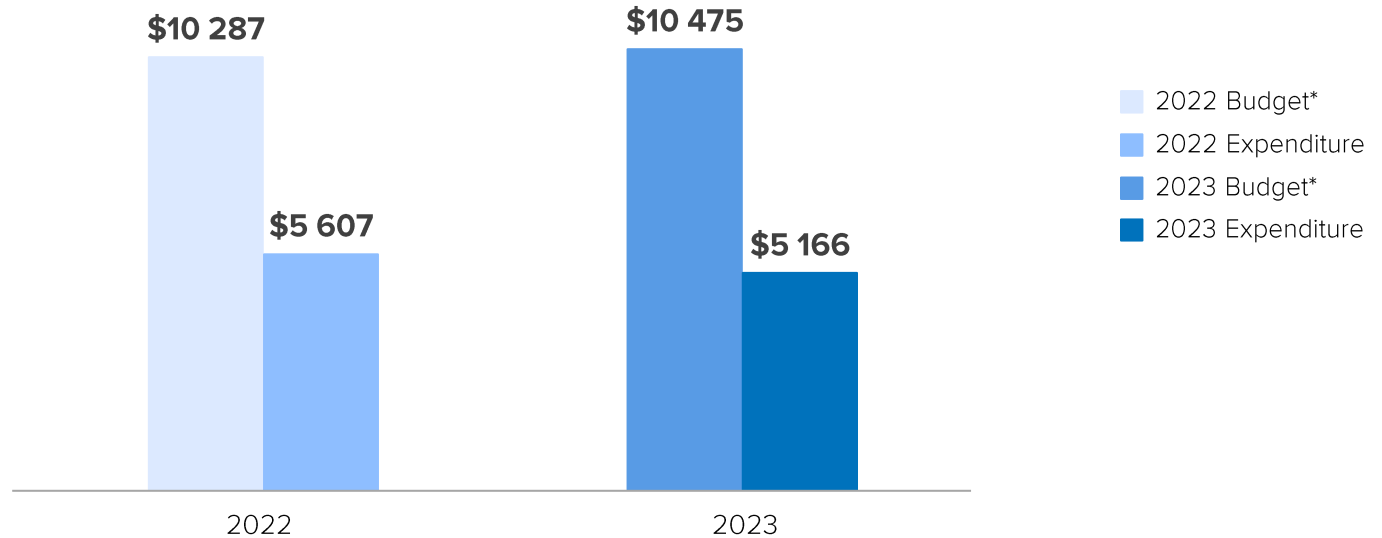
In US\$ millions



Total funds available



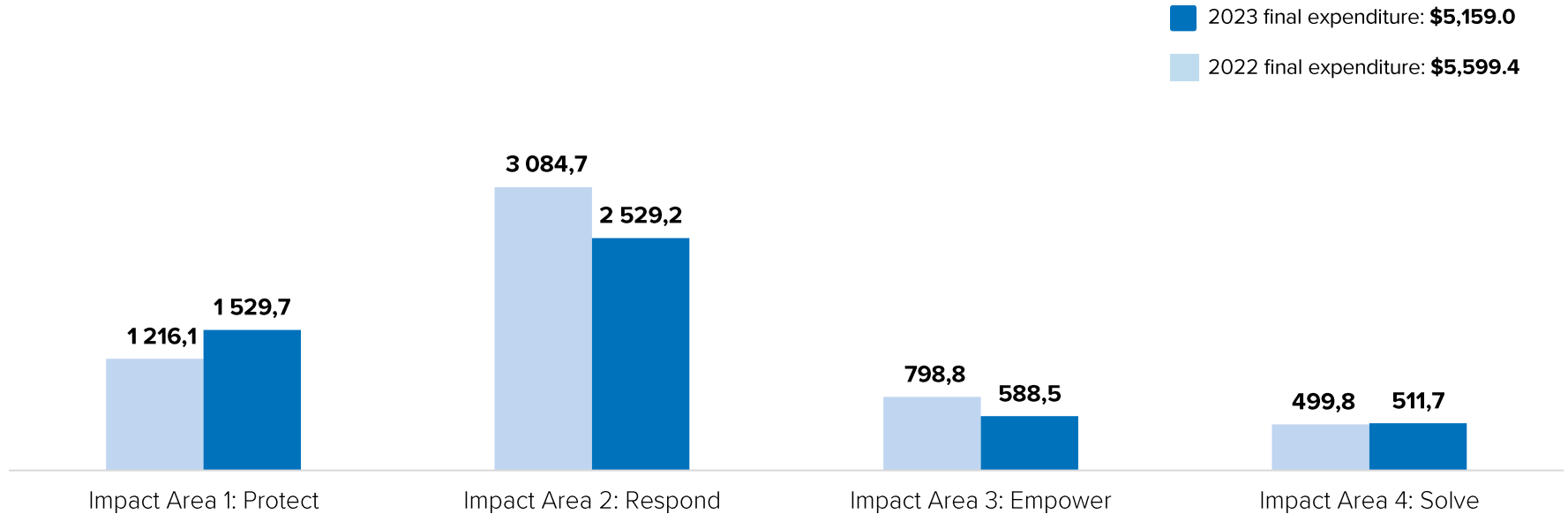
2022-2023 Expenditure vs Budget



*Excludes Operational Reserve

In US\$ millions

















2023 vs 2022 Expenditure by impact area



* Excludes JPO expenditure

In US\$ millions

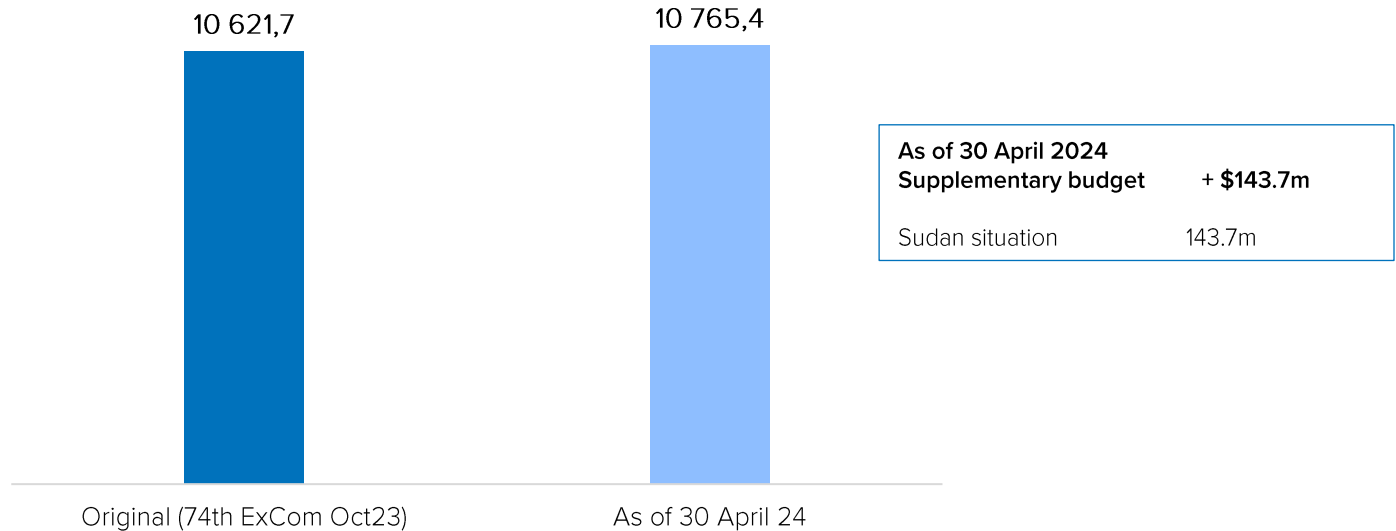
2023 expenditures by outcome area were at slightly lower levels compared to 2022

Outcome Area	2022	2023
 OA1: Access/Doc	393M	394M
 OA2: Status	96M	124M
 OA3: Policy/Law	162M	175M
 OA4: GBV	146M	146M
 OA5: Children	118M	118M
 OA6: Justice	131M	143M
 OA7: Community	309M	316M
 OA8: Well-being	1,668M	1,203M
 OA9: Housing	383M	478M
 OA10: Health	334M	299M
 OA11: Education	226M	211M
 OA12: WASH	104M	92M
 OA13: Livelihood	210M	178M
 OA14: Return	99M	91M
 OA15: Resettle	122M	119M
 OA16: Integrate	157M	159M
Total	4,657M	4,244M



















2024

2024 budget stands at \$10.8 billion



In US\$ millions

Additional funds will be allocated to close key gaps and urgent needs in 2024...

Outcome Area	2023 expenditure/needs	Current 2024 allocated expenditure/needs *
 OA1: Access/Doc	49%	50%
 OA2: Status	56%	54%
 OA3: Policy/Law	58%	49%
 OA4: GBV	43%	38%
 OA5: Children	47%	41%
 OA6: Justice	41%	39%
 OA7: Community	47%	43%
 OA8: Well-being	45%	31%
 OA9: Housing	46%	27%
 OA10: Health	52%	38%
 OA11: Education	44%	34%
 OA12: WASH	36%	38%
 OA13: Livelihood	34%	29%
 OA14: Return	35%	24%
 OA15: Resettle	60%	55%
 OA16: Integrate	42%	33%
Total	46%	36%

*As of 24 June 2024

2024 activities are highly prioritized against needs: Operations faced with tough trade-offs

Middle East and North Africa

- Reduced **provision of basic needs /well-being/ and community-based projects**
- **Health** care support reduced in **Lebanon and Jordan**
- **Housing** limited to vulnerable displaced people in **Yemen and Jordan**

Asia and the Pacific

- Reduction across **housing, return and provision of basic needs/well-being/**
- Reduced support for housing in **Bangladesh** will further aggravate operation's capacity to carry out services in the camps.
- Limited support for **voluntary repatriation in Afghanistan**

West and Central Africa

- Increase of humanitarian crisis in eastern Chad required further prioritization in the region
- **Emergency preparedness & response** is more limited, focusing on life-saving assistance & protection needs
- **CBI and access to documentation** impacted

Update on Sudan Situation

Some 9.4 million forcibly displaced



7.3 million internally displaced persons in Sudan



1.9 million refugees and asylum seekers in neighboring countries: Central African Republic, Chad, Egypt, Ethiopia, and South Sudan



Some 700,000 new arrivals including nearly 556,000 returnees to South Sudan

- In Sudan, of the five million people facing emergency level of food insecurity, **nine in 10 are in conflict-affected areas** in Darfur, Kordofan, Aj Jazirah and Khartoum States.
- **Over 2 million people in 41 hunger hotspots** are at high risk of slipping into catastrophic hunger in the coming weeks.
- South Sudan, **home to close to 700,000 new arrivals from Sudan**, is facing an imminent risk of severe flooding, which could directly affect 230,000 people in refugee camps in Renk.



Thank you