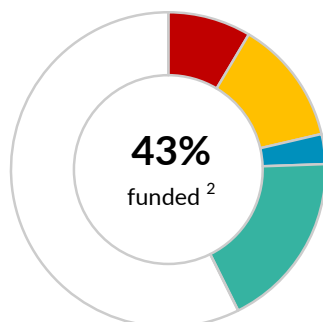
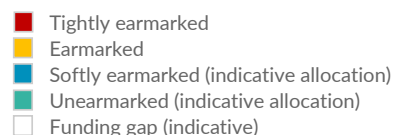


\$50.3 million

 UNHCR's financial requirements 2024 ¹


NORTH AMERICA AND CARIBBEAN

as of 30 November 2024



CONTRIBUTIONS ³ | USD

	■ Unearmarked	■ Softly earmarked	■ Earmarked	■ Tightly earmarked	Total
United States of America	-	1,000,000	6,865,000	1,873,447	9,738,447
European Union	-	-	-	971,922	971,922
USA for UNHCR	-	-	-	749,253	749,253
Central Emergency Response Fund	-	-	-	289,993	289,993
United Nations Children's Fund	-	-	-	120,000	120,000
Sub-total	-	1,000,000	6,865,000	4,004,615	11,869,615
Indicative allocation of funds and adjustments	9,175,898	550,082	(413,055)	299,128	9,612,054
Total	9,175,898	1,550,082	6,451,945	4,303,743	21,481,669

Methodology: Flexible funding is allocated and reallocated multiple times during the year to allow UNHCR to fund prioritised activities. This funding update includes an indicative allocation of funds so as to accurately represent the resources available for the sub-region. The contributions earmarked for North America and Caribbean shown above are combined with an indicative allocation of the softly earmarked and unearmarked contributions listed below. This allocation respects different levels of earmarking. Adjustments relate to indirect support costs and carry-over.

■ OTHER SOFTLY EARMARKED CONTRIBUTIONS ⁴ | USD

Australia for UNHCR 9.9 million | UNO-Flüchtlingshilfe 4.7 million | Norway 2.8 million | Private donors in Italy 2.2 million

Australia for UNHCR 9.9 million | UNO-Flüchtlingshilfe 5.3 million | Norway 2.8 million | Private donors in Italy 2.2 million | Ireland 2.2 million

■ UNEARMARKED CONTRIBUTIONS ⁵ | USD

Sweden 112.2 million | España con ACNUR 62.2 million | Norway 58.9 million | United Kingdom of Great Britain and Northern Ireland 41.4 million | Japan for UNHCR 38.6 million | Denmark 37.8 million | Netherlands (Kingdom of the) 36.3 million | France 33.6 million |

Private donors in the Republic of Korea 28.4 million | Germany 25.1 million | Switzerland 19.2 million | Private donors in Italy 18.4 million |

Republic of Korea 18.1 million | Belgium 14.2 million | Ireland 13.6 million | Private donors in the Netherlands 12.8 million |

Sweden for UNHCR 12.7 million | Australia 10.7 million

Algeria | Angola | Armenia | Austria | Bulgaria | Costa Rica | Estonia | Finland | Iceland | Kuwait | Liechtenstein | Luxembourg | Malta | Mexico | Monaco | Montenegro | New Zealand | Peru | Philippines | Portugal | Qatar | Russian Federation | Saudi Arabia | Serbia | Singapore | Slovakia | Thailand | Türkiye | Uruguay | Private donors

Notes:


1. The financial requirements for North America and Caribbean are for the operations in Canada, Dominican Republic and Haiti.

2. The percentage funded (43%) and total funding amount (\$21,481,669) are indicative based on the methodology described above. This leaves an indicative funding gap of \$28,856,977 representing 57% of the financial requirements.

3. Contributions to North America and Caribbean are shown by the earmarking modality as defined in the Grand Bargain.

4. Due to their earmarking at the region, or to a related situation or theme, the other softly earmarked contributions listed are those which can potentially be used in North America and Caribbean. Where a donor has contributed \$2 million or more, the total amount of the contributions is shown.

5. Contributed without restrictions on its use, unearmarked funding allows UNHCR critical flexibility in how best to reach refugees and other populations of concern who are in the greatest need and at the greatest risk. Where a donor has contributed \$10 million or more, the total amount of the contribution is shown.

 For more information: <http://reporting.unhcr.org>
 Follow us on @UNHCRgov