

# Fact sheets on refugees, asylum-seekers, internally displaced people and stateless persons

These fact sheets contain the latest data available in UNHCR's Global Trends report on the global situation of refugees, asylum-seekers, internally displaced people and stateless persons for the year 2023.

Once you have a good grasp of basic terminology used to designate the different categories of displaced people and understand the basics of refugee rights in the [Words matter section](#) of UNHCR Teaching About Refugees teaching materials, it will be easy to read and interpret the data in the fact sheets and to use key figures in lesson planning.

All data included in the Teaching About Refugees teaching materials is compiled and verified by UNHCR and is updated regularly to reflect the global situation of forced displacement as accurately as possible.

For more background and data, visit [UNHCR's Global Trends home page](#).

UNHCR, the UN Refugee Agency, protects people forced to flee their homes because of conflict and persecution. We save lives, protect rights and help build better futures.

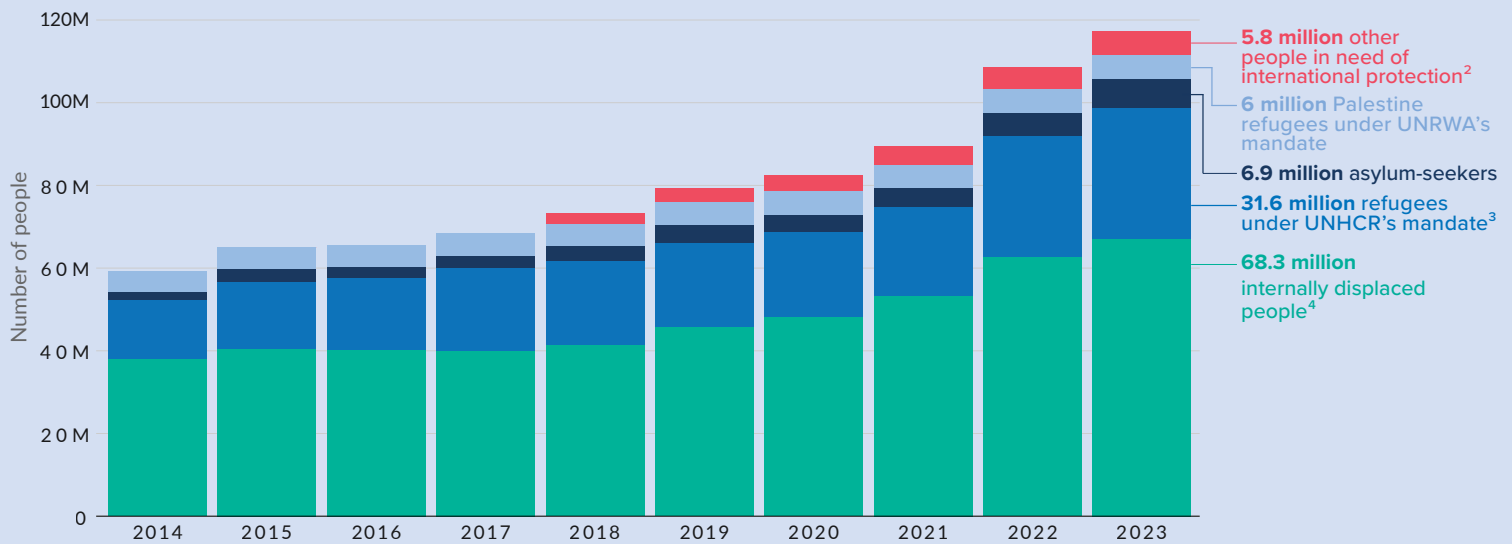
© 2024 UNHCR - More teaching materials on [unhcr.org/teaching-about-refugees](https://unhcr.org/teaching-about-refugees)

# Trends at a Glance

## 117.3 MILLION

### FORCIBLY DISPLACED WORLDWIDE<sup>1</sup>

at the end of 2023 as a result of persecution, conflict, violence, human rights violations or events seriously disturbing public order.



## 75% HOSTED IN LOW-AND MIDDLE-INCOME COUNTRIES


Low- and middle-income countries hosted 75 per cent of the world's refugees and other people in need of international protection.<sup>5</sup> The Least Developed Countries provided asylum to 21 per cent of the total.

## 69% HOSTED IN NEIGHBOURING COUNTRIES

69 per cent of refugees and other people in need of international protection lived in countries neighbouring their countries of origin.

## 1 IN 5 ARE DISPLACED

Relative to their national populations,<sup>6</sup> the island of Aruba (1 in 5) and Lebanon (1 in 6) hosted the largest number of refugees and other people in need of international protection, followed by Montenegro (1 in 9), Curaçao (1 in 13) and Jordan (1 in 16).<sup>7</sup>



## 3.6 MILLION NEW CLAIMS

The United States of America was the world's largest recipient of new individual applications.

**United States of America**  
1.2 million

**Germany**  
329,100

**Egypt**  
183,100

**Spain**  
163,200

**Canada**  
146,800

## SOLUTIONS

**6.1** MILLION  
DISPLACED PEOPLE  
RETURNED

6.1 million displaced people returned to their areas or countries of origin in 2023, including 5.1 million internally displaced people and over 1 million refugees.

**158,700**  
REFUGEES  
RESETTLED

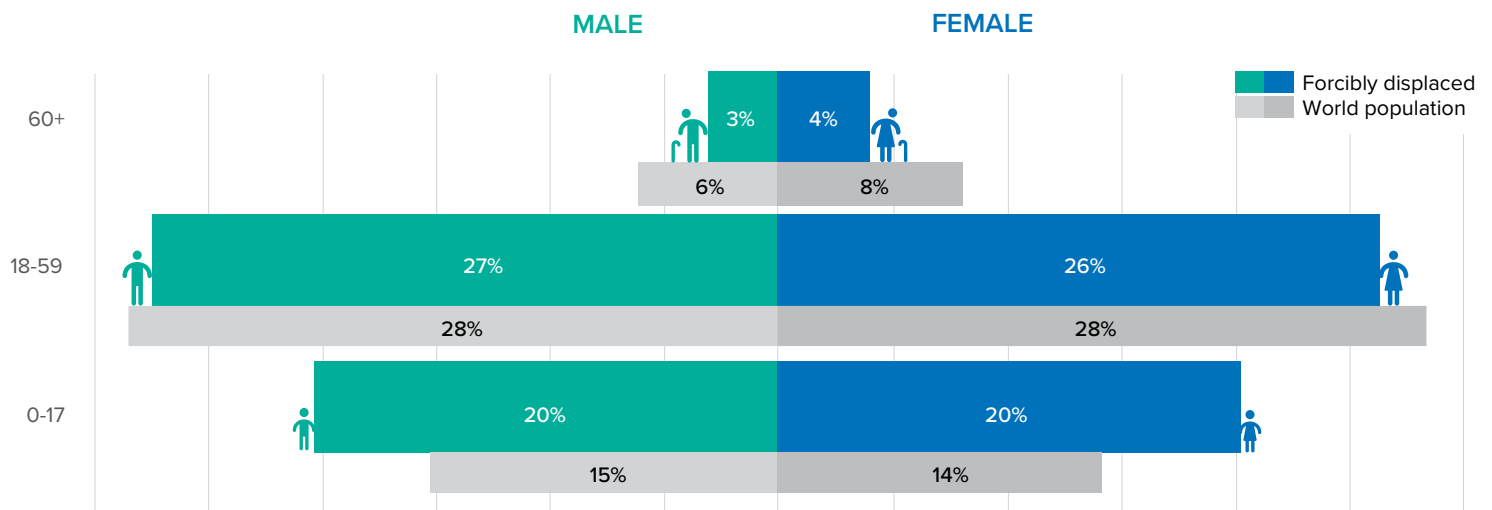
158,700 refugees were resettled in 2023, according to government statistics. UNHCR submitted 155,500 refugees to States for resettlement.

**32,200**  
STATELESS PEOPLE  
RECEIVED  
CITIZENSHIP

32,200 stateless people had their nationality confirmed or acquired citizenship during the year.

## DEMOGRAPHICS OF PEOPLE WHO HAVE BEEN FORCIBLY DISPLACED END-2023

Children account for 30 per cent of the world's population, but 40 per cent of all forcibly displaced people.\*



DISCLAIMER: figures do not add up to 100 per cent due to rounding.