












## Key figures

 **178,686** estimated Arrivals from South Sudan since April 2025  
(Mixed population including refugees, asylum seekers, returnees, etc.)

 **59,834**  
estimated newly arrived South Sudanese

 **118,852**  
estimated Sudanese Returnees

## Who is working

 CCCM	ADRA, COR, BMDO	 NFI	ADRA, CAFA, IAS/LM, NFI/Shelter UNHCR
 Food	SRCS, WFP, WRI	 Education	UNICEF
 Health and nutrition	AI Manar, CAFA, MOH, MSF, MTI, PAN, SRCS, UNICEF WVI, Pan Care		
 Protection	ADD, ALIGHT, BMDO, COR, MoHSD, Mutawinat, PLAN, UNHCR, UNICEF, WVI, Pan Care, Mubdewon		
 WASH	ACTED, CVO, IAS/LM, MSF, NORD, NRC, SC, SWCs/WES, UNICEF, UNHCR		

## Assistance

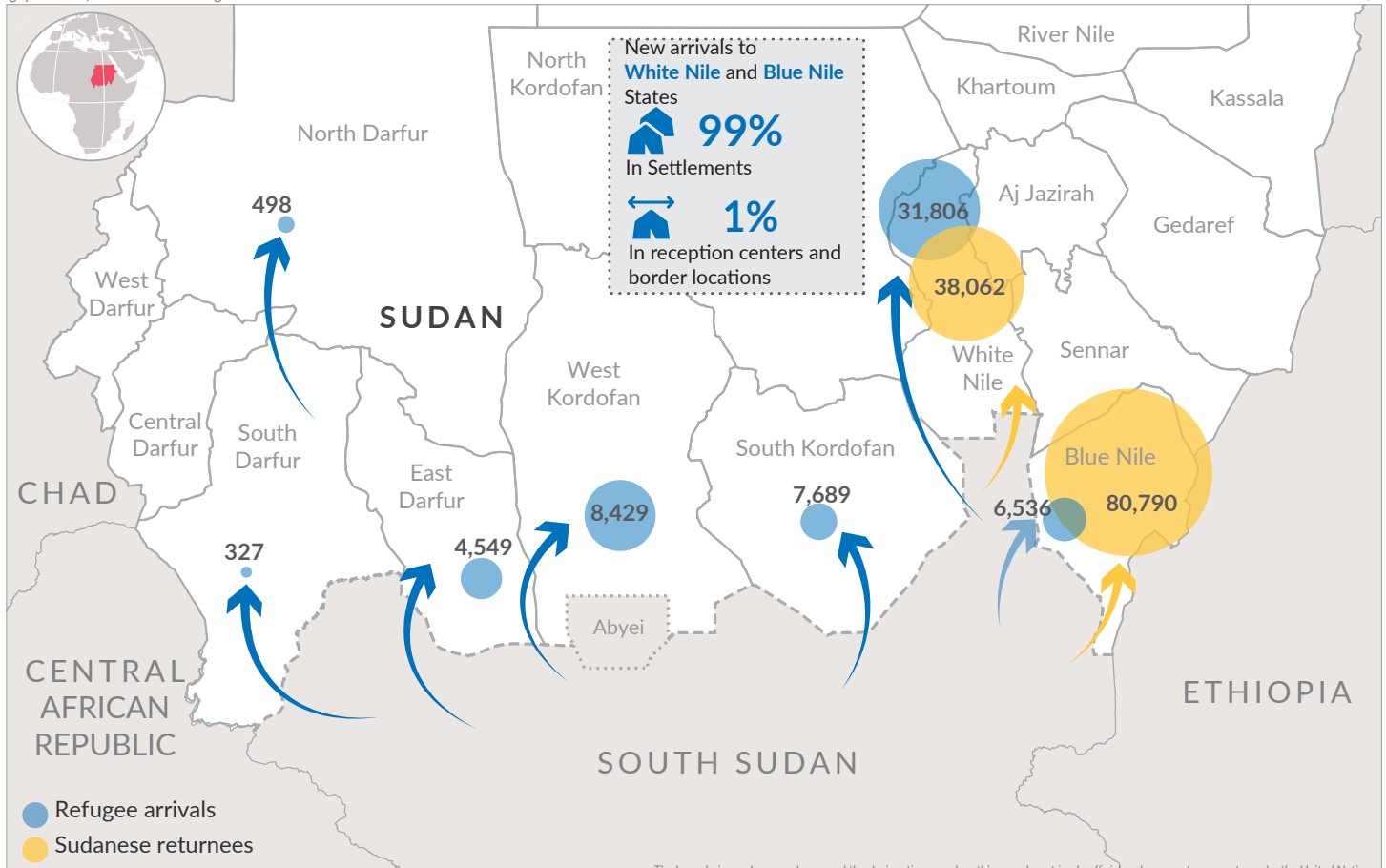
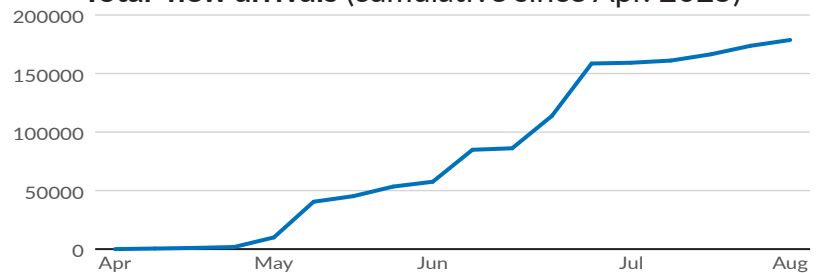
In **White Nile State**, Community mobilization and sensitization for Personal Hygiene Kits distribution is ongoing in Alagaya camp and among new arrivals at Joda. In response to historical trends showing increased diarrheal diseases during rainy seasons, water treatment and quality monitoring measures have been scaled up across all camps and the Joda reception center. In **Blue Nile State**, ADD continue conducting the protection desk at Al Karama 5, 6 and 7 that aims to identify the PSNs, GBV cases, protection need, gaps and referred to the existing services.

## Context

Since late February, political instability and rising hostilities between armed groups in South Sudan have led to fresh clashes, particularly in Upper Nile state. This has caused a large influx of people to flee South Sudan to Sudan. More than **178,000 people** have entered Sudan during this period. This includes an estimated **60,000 South Sudanese**, most of whom (53%) are in White Nile state, followed by West Kordofan (14%), South Kordofan (13%), Blue Nile (11%), East Darfur (8%) and the arrivals in North Darfur and South Darfur by small percentages. White Nile operation reached consensus with the Commission for Refugees (COR) and local authorities on bringing onboard SRCS to work alongside COR to enhance humanitarian presence at key border points, with capacity building training on border monitoring tools for the teams from the two agencies.

Adding to this complexity is the arrival of an estimated **80,000 Sudanese returnees** to Blue Nile State and more than **38,000 Sudanese returnees** to White Nile State. The Blue Mountain Development Organization finalised the first round of sample-based returnee HHs survey in Al Karama 5, 6 and 7 camps. In the previous week, the heavy rains affected the refugee returnees heavily in terms of lack of accessibility to Al Karama 5 and 6 in addition to shelters damage due to flooding in the camp areas. Despite earlier delays in rainfall, return movements have continued. However, with heavier rains expected in August and September, movement is likely to be hampered as roads may become impassable.

## Total new arrivals (cumulative since Apr. 2025)



The boundaries and names shown and the designations used on this map do not imply official endorsement or acceptance by the United Nations.