

Update on budgets and funding for 2025

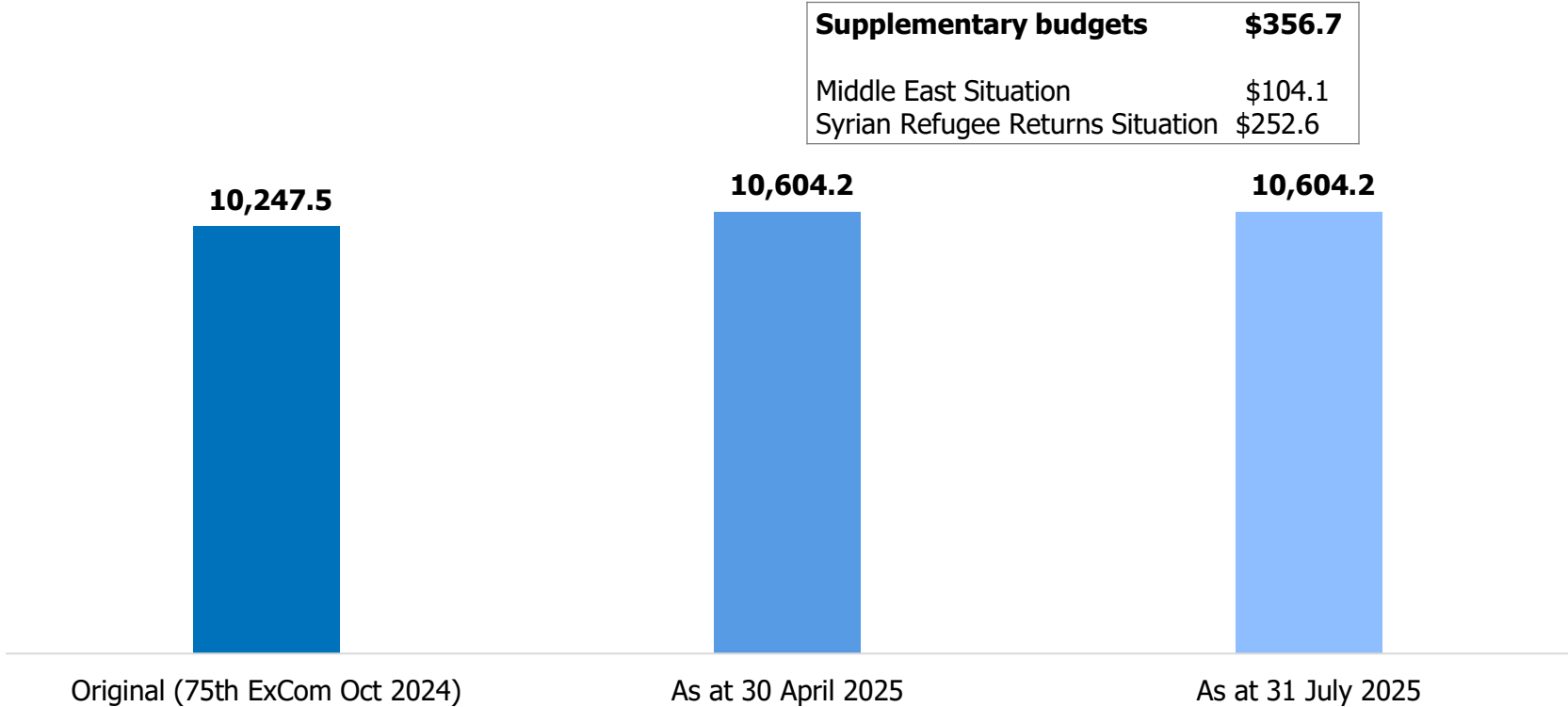
EC/76/SC/CRP.24

94th Standing Committee, 8-9 September 2025

Ms. Ritu Shroff
Director
Division of Strategic Planning and Results



2025 budget stands at \$10.6 billion



2024-2025 expenditure by population group



Refugees and Asylum seekers

- 31 July 2024: \$ 2,270m; 80%
- 31 July 2025: \$ 1,916m; 81%

Steadfast in supporting refugees and asylum-seekers



Returnees

- 31 July 2024: \$141m; 5%
- 31 July 2025: \$162m; 7%

Increasing support to returnees



Stateless

- 31 July 2024: \$ 30m; 1%
- 31 July 2025: \$ 32m; 1%

Continuing efforts to end statelessness



Internally Displaced Persons (IDPs)

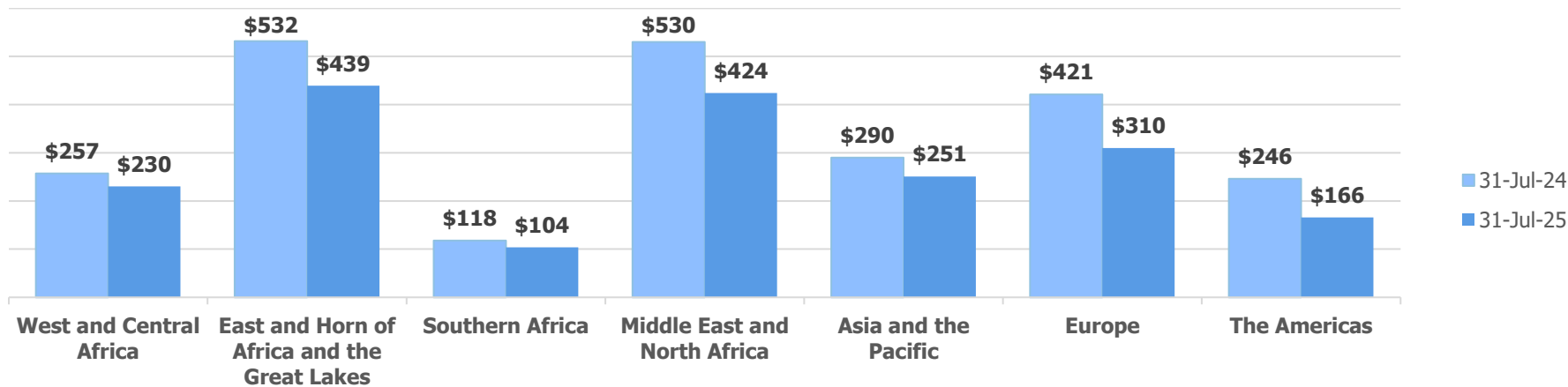
- 31 July 2024: \$397m; 14%
- 31 July 2025: \$259m; 11%

Targeted assistance for IDPs

Expenditure by Regions - July 2024 - July 2025

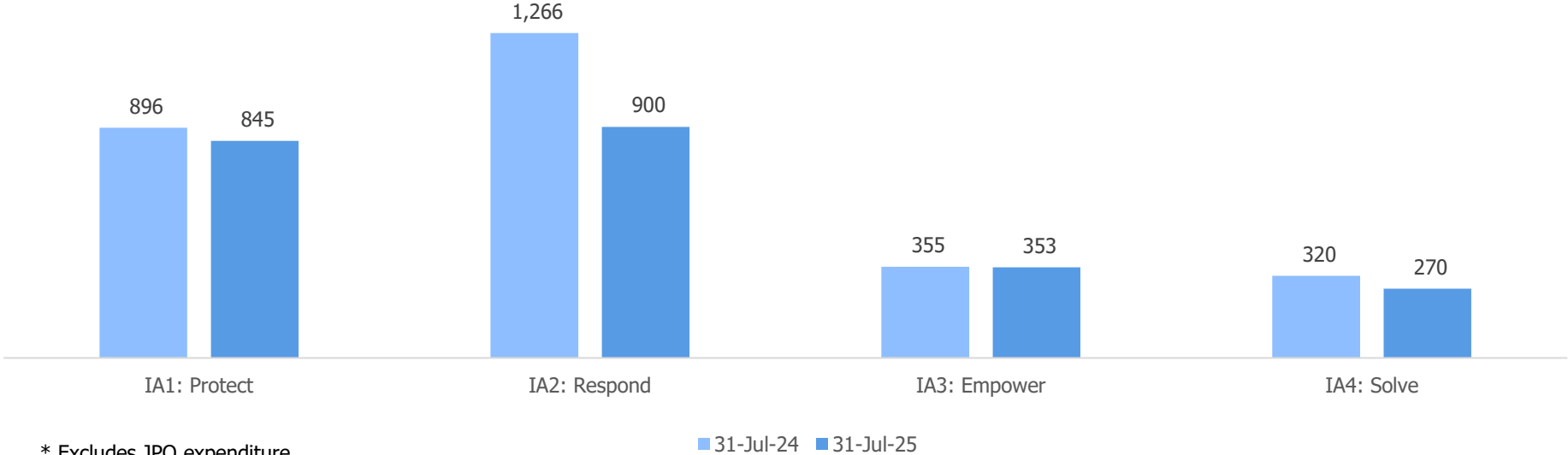
Expenditure decreased globally by **16.5%**, from USD **2.84 billion** to **2.37 billion** compared to the previous year.

Regional expenditure reductions were significant in **Europe** (–26.3%), the **Middle East and North Africa** (–20.0%), and the **East and Horn of Africa and the Great Lakes** (–17.5%).

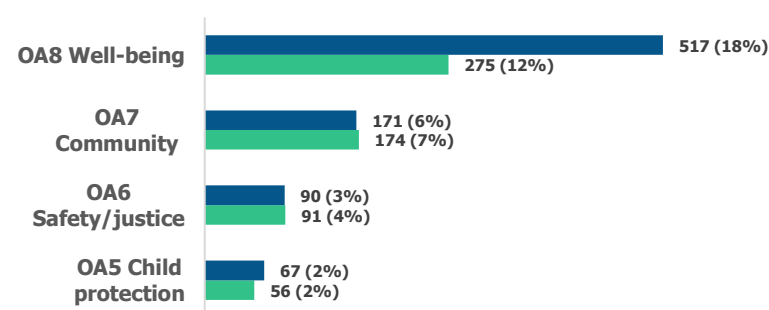
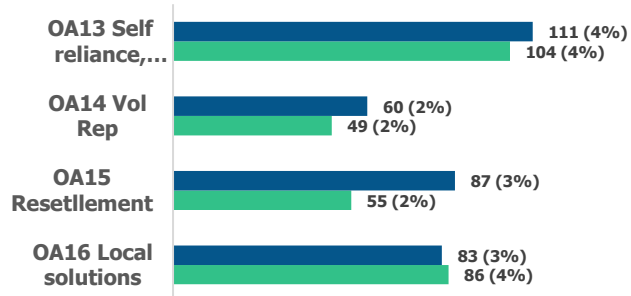
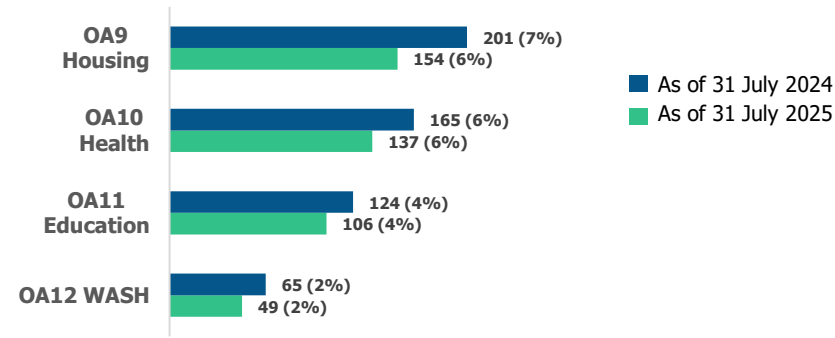
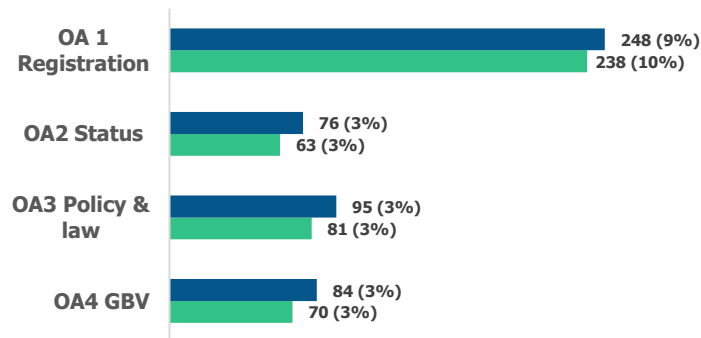


Expenditure by Impact Areas - July 2024 - July 2025

July 2024 final expenditure: **\$2,838**
July 2025 final expenditure: **\$2,369**



Expenditure by Outcome Areas – 2024-2025



Results achieved in 2025 (mid-year) compared with 2024 (mid-year)



UNHCR has continued to prioritize solutions, including returns, self-reliance and inclusion activities

- **Counselling and information on voluntary repatriation** reached **290,000 people** (*150,000 people in 2024*).
- **Livelihoods** reached **230,000 people** (*170,000 people in 2024*).



UNHCR has continued to provide key services at similar levels to 2024

- **Specialized GBV programmes** supported 600,000 people (*630,000 in 2024*).
- **Shelter** was provided to 680,000 people (*630,000 people in 2024*).



Results achieved in 2025 (mid-year) compared with 2024 (mid-year)



Nonetheless, with fewer resources, we are forced to reduce activities or levels of support in key areas that benefit those we serve

- **Registration** of **2.13 million people** (*3.04 million people in 2024*) with reduced expenditures in 2025 of \$238 million vs \$248 million in 2024.
- **Cash assistance** received **by 2.0 million people** (*2.16 million people in 2024*), reaching people with smaller cash grants resulting in expenditures of \$275 million in 2025 vs \$517 million in 2024.
- **Health consultations** provided to **6.04 million people** (*9.53 million 2024*), reflecting decreased expenditures of \$137 million in 2025 compared to \$165 million in 2024.

Thank you