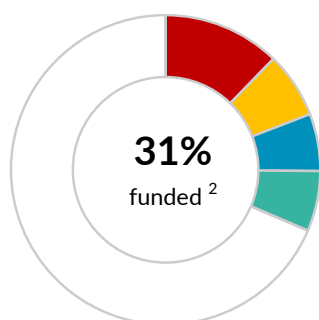
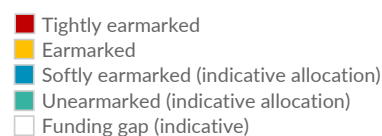


\$ 2.185 billion

UNHCR's financial requirements 2025 ¹


EAST HORN AND GREAT LAKES

as of 31 October 2025



CONTRIBUTIONS ³ | USD

	Unearmarked	Softly earmarked	Earmarked	Tightly earmarked	Total
United States of America	-	20,616,455	115,026,747	61,222,424	196,865,626
European Union	-	-	-	55,779,728	55,779,728
Germany	-	14,767,932	4,624,277	378,325	19,770,535
African Development Fund	-	-	-	19,311,513	19,311,513
España con ACNUR	-	168,032	-	17,839,271	18,007,303
Denmark	-	12,959,982	-	4,904,242	17,864,224
Canada	-	2,454,521	11,308,708	697,920	14,461,149
Netherlands (Kingdom of the)	-	106,973	-	12,825,112	12,932,085
Japan	-	-	-	11,026,487	11,026,487
Central Emergency Response Fund	-	-	-	10,819,710	10,819,710
Sweden	-	3,390,227	6,844,399	353,173	10,587,799
Italy	-	5,064,655	-	4,364,890	9,429,545
Private donors in Canada	-	157,338	15,164	8,983,912	9,156,414
United Kingdom of Great Britain and Northern Ireland	-	6,856,404	-	1,215,067	8,071,470
Switzerland	-	4,705,215	-	2,385,681	7,090,897
UNO-Flüchtlingshilfe	-	6,561,764	116,959	248,636	6,927,359
Republic of Korea	-	-	1,000,000	5,485,495	6,485,495
France	-	-	5,574,136	-	5,574,136
Austria	-	-	3,533,471	1,869,159	5,402,630
USA for UNHCR	-	76,793	37,456	5,126,143	5,240,391
Ireland	-	1,762,632	1,999,951	105,485	3,868,069
Private donors in Denmark	-	87,059	114	3,590,666	3,677,838
Kuwait	-	2,500,000	-	-	2,500,000
Spain	-	-	-	2,423,266	2,423,266
Finland	-	2,109,705	-	126,241	2,235,946
UK for UNHCR	-	804,423	5	1,103,970	1,908,398
Sweden for UNHCR	-	303,111	20,597	1,416,557	1,740,266
Norway	-	-	1,492,389	96,206	1,588,595
UN Joint Programmes	-	-	-	1,450,000	1,450,000
Private donors in the Netherlands	-	323,069	-	916,345	1,239,414
Poland	-	1,059,322	-	-	1,059,322
Switzerland for UNHCR	-	784,104	-	245,700	1,029,804
Luxembourg	-	291,375	641,026	96,788	1,029,189
Private donors in China	-	49,928	64	960,344	1,010,336
Spotlight Initiative 2.0 Fund	-	-	-	1,006,171	1,006,171
Education Cannot Wait	-	-	-	1,003,932	1,003,932
New Zealand	-	906,892	-	-	906,892
Conflict-Related Sexual Violence MPTF	-	-	-	889,940	889,940
Private donors in the United States of America	-	-	-	800,000	800,000
Jersey	-	650,941	-	-	650,941
United Nations Tanzania SDG Acceleration Fund	-	-	-	566,775	566,775

Australia for UNHCR	-	80,390	-	435,450	515,840
Private donors in Italy	-	146,005	278,061	-	424,066
Iceland	-	319,668	-	-	319,668
Private donors in Brazil	-	305,243	-	-	305,243
China	-	-	-	276,860	276,860
United Nations Children's Fund	-	-	-	250,712	250,712
Greece	-	231,481	-	-	231,481
Private donors in the Republic of Korea	-	142,903	71,607	203	214,712
Japan for UNHCR	-	25,435	5,046	142,588	173,069
Private donors in Switzerland	-	64,376	2,447	94,886	161,709
Private donors in South Africa	-	-	47,358	110,377	157,736
Monaco	-	-	153,236	-	153,236
Private donors in MENA	-	113,443	182	5,404	119,029
Private donors in France	-	104,590	2,788	273	107,651
Intergovernmental Authority on Development	-	-	18,782	87,956	106,738
Private donors in Saudi Arabia	-	-	-	100,000	100,000
United Nations Environment Programme	-	-	-	70,000	70,000
Guernsey	-	30,753	-	-	30,753
Latvia	-	-	22,297	-	22,297
Other private donors	-	155,760	24,747	282,732	463,240
Sub-total	-	91,238,898	152,862,014	243,492,716	487,593,629
Indicative allocation of funds and adjustments	137,625,911	39,468,133	(2,696,562)	24,551,952	198,949,433
Total	137,625,911	130,707,031	150,165,453	268,044,668	686,543,062

Methodology: Flexible funding is allocated and reallocated multiple times during the year to allow UNHCR to fund prioritised activities. This funding update includes an indicative allocation of funds so as to accurately represent the resources available for the sub-region. The contributions earmarked for East Horn and Great Lakes shown above are combined with an indicative allocation of the softly earmarked and unearmarked contributions listed below. This allocation respects different levels of earmarking. Adjustments relate to indirect support costs and carry-over.

■ OTHER SOFTLY EARMARKED CONTRIBUTIONS ⁴ | USD

UNO-Flüchtlingshilfe 8.5 million | Australia for UNHCR 8.1 million | Italy 5.1 million | Norway 4.8 million | Finland 3.2 million | UK for UNHCR 2.6 million

UNO-Flüchtlingshilfe 11.7 million | Denmark 9.9 million | Australia for UNHCR 8.2 million | United Kingdom of Great Britain and Northern Ireland 6.9 million

■ UNEARMARKED CONTRIBUTIONS ⁵ | USD


Sweden 74.1 million | España con ACNUR 57.3 million | Norway 56.9 million | United Kingdom of Great Britain and Northern Ireland 41.6 million | Japan for UNHCR 38.6 million | Denmark 37.8 million | Netherlands (Kingdom of the) 36.3 million | Germany 25.1 million | Private donors in the Republic of Korea 24.4 million | Switzerland 20.4 million | Private donors in Italy 19 million | Republic of Korea 16.8 million | Australia 14.3 million | France 13.9 million | Ireland 13.6 million | Private donors in the Netherlands 12.7 million | Sweden for UNHCR 12.4 million | Belgium 10.7 million

Algeria | Armenia | Austria | Bulgaria | Canada | Costa Rica | Estonia | Finland | Iceland | Kazakhstan | Kuwait | Liechtenstein | Lithuania | Luxembourg | Malta | Mexico | Monaco | Montenegro | New Zealand | Peru | Philippines | Qatar | Saudi Arabia | Serbia | Singapore | Slovakia | Spain | Thailand | United Arab Emirates | Uruguay | Private donors

Notes:

1. The financial requirements for East Horn and Great Lakes are for the operations in
2. The percentage funded (31%) and total funding amount (\$686,543,062) are indicative based on the methodology described above. This leaves an indicative funding gap of \$1,498,178,045 representing 69% of the financial requirements.
3. Contributions to East Horn and Great Lakes are shown by the earmarking modality as defined in the Grand Bargain.
4. Due to their earmarking at the region, or to a related situation or theme, the other softly earmarked contributions listed are those which can potentially be used in East Horn and Great Lakes. Where a donor has contributed \$2 million or more, the total amount of the contributions is shown.
5. Contributed without restrictions on its use, unearmarked funding allows UNHCR critical flexibility in how best to reach refugees and other populations of concern who are in the greatest need and at the greatest risk. Where a donor has contributed \$10 million or more, the total amount of the contribution is shown.

For more information: <http://reporting.unhcr.org>

 Follow us on @UNHCRgov