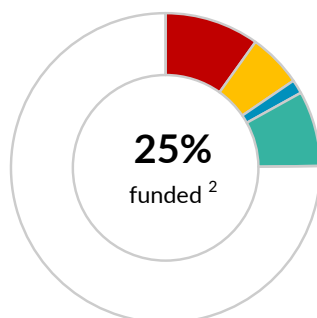
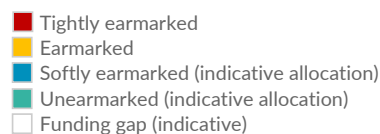


# \$739.0 million

UNHCR's financial requirements 2025 <sup>1</sup>


# LATIN AMERICA

as of 31 October 2025



## CONTRIBUTIONS <sup>3</sup> | USD

	Unearmarked	Softly earmarked	Earmarked	Tightly earmarked	Total
United States of America	-	-	29,358,401	15,521,053	44,879,454
European Union	-	-	-	14,499,615	14,499,615
Canada	-	3,176,543	1,985,560	5,044,309	10,206,411
Japan	-	-	-	4,298,575	4,298,575
Spain	-	-	1,350,770	2,232,505	3,583,275
Central Emergency Response Fund	-	-	-	2,788,000	2,788,000
Private donors in Brazil	-	-	2,432,677	-	2,432,677
USA for UNHCR	-	1,750	48,250	1,986,970	2,036,970
Private donors in Mexico	-	4,713	434,177	1,250,000	1,688,889
Sweden	-	-	1,647,597	-	1,647,597
Switzerland	-	-	1,360,544	115,395	1,475,939
Republic of Korea	-	-	362,319	1,070,119	1,432,438
UN Joint Programmes	-	-	-	1,200,962	1,200,962
Private donors in the Netherlands	-	135	63	864,970	865,168
UNO-Flüchtlingshilfe	-	584,795	-	-	584,795
Argentina for UNHCR	-	-	447,782	-	447,782
Brazilian Legal Amazon MPTF	-	-	-	396,904	396,904
Ecuador	-	-	-	357,840	357,840
Private donors in the United States of America	-	-	-	290,000	290,000
Leaving No One Behind – The Internal Displacement Solutions Fund	-	-	-	267,865	267,865
Luxembourg	-	233,100	-	-	233,100
España con ACNUR	-	10,113	-	181,757	191,870
Private donors in Colombia	-	-	-	150,000	150,000
Private donors in China	-	-	-	113,476	113,476
China	-	-	-	86,012	86,012
World Food Programme	-	-	-	60,000	60,000
Argentina	-	-	-	53,550	53,550
Development Coordination Office (DCO)	-	-	-	25,000	25,000
International Organization for Migration	-	-	-	6,497	6,497
United Nations Children's Fund	-	-	-	4,067	4,067
Other private donors	-	8,699	51	-	8,750
<b>Sub-total</b>	-	<b>4,019,848</b>	<b>39,428,190</b>	<b>52,865,443</b>	<b>96,313,481</b>
Indicative allocation of funds and adjustments	58,131,352	6,772,648	2,033,568	20,070,178	87,007,746
<b>Total</b>	<b>58,131,352</b>	<b>10,792,496</b>	<b>41,461,759</b>	<b>72,935,621</b>	<b>183,321,227</b>

Methodology: Flexible funding is allocated and reallocated multiple times during the year to allow UNHCR to fund prioritised activities. This funding update includes an indicative allocation of funds so as to accurately represent the resources available for the sub-region. The contributions earmarked for Latin America shown above are combined with an indicative allocation of the softly earmarked and unearmarked contributions listed below. This allocation respects different levels of earmarking. Adjustments relate to indirect support costs and carry-over.

## OTHER SOFTLY EARMARKED CONTRIBUTIONS <sup>4</sup> | USD

Australia for UNHCR 8.1 million | UNO-Flüchtlingshilfe 5.3 million | Norway 4.8 million | UK for UNHCR 2.6 million

Australia for UNHCR 8.1 million | UNO-Flüchtlingshilfe 5.9 million | Norway 4.8 million | UK for UNHCR 2.6 million | Ireland 2.1 million

## ■ UNEARMARKED CONTRIBUTIONS <sup>5</sup> | USD


**Sweden** 74.1 million | **España con ACNUR** 57.3 million | **Norway** 56.9 million | **United Kingdom of Great Britain and Northern Ireland** 41.6 million | **Japan for UNHCR** 38.6 million | **Denmark** 37.8 million | **Netherlands (Kingdom of the)** 36.3 million | **Germany** 25.1 million | **Private donors in the Republic of Korea** 24.4 million | **Switzerland** 20.4 million | **Private donors in Italy** 19 million | **Republic of Korea** 16.8 million | **Australia** 14.3 million | **France** 13.9 million | **Ireland** 13.6 million | **Private donors in the Netherlands** 12.7 million | **Sweden for UNHCR** 12.4 million | **Belgium** 10.7 million

Algeria | Armenia | Austria | Bulgaria | Canada | Costa Rica | Estonia | Finland | Iceland | Kazakhstan | Kuwait | Liechtenstein | Lithuania | Luxembourg | Malta | Mexico | Monaco | Montenegro | New Zealand | Peru | Philippines | Qatar | Saudi Arabia | Serbia | Singapore | Slovakia | Spain | Thailand | United Arab Emirates | Uruguay | Private donors

### Notes:

1. The financial requirements for Latin America are for the operations in
2. The percentage funded (25%) and total funding amount (\$183,321,227) are indicative based on the methodology described above. This leaves an indicative funding gap of \$555,701,679 representing 75% of the financial requirements.
3. Contributions to Latin America are shown by the earmarking modality as defined in the Grand Bargain.
4. Due to their earmarking at the region, or to a related situation or theme, the other softly earmarked contributions listed are those which can potentially be used in Latin America. Where a donor has contributed \$2 million or more, the total amount of the contributions is shown.
5. Contributed without restrictions on its use, unearmarked funding allows UNHCR critical flexibility in how best to reach refugees and other populations of concern who are in the greatest need and at the greatest risk. Where a donor has contributed \$10 million or more, the total amount of the contribution is shown.

For more information: <http://reporting.unhcr.org>

 Follow us on @UNHCRgov