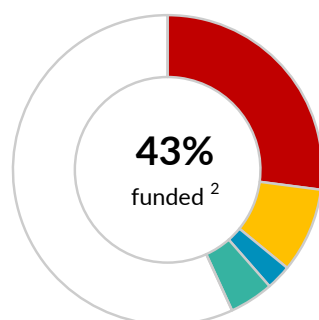
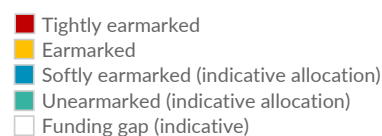


# \$317.2 million

UNHCR's financial requirements 2025 <sup>1</sup>


# NORTH AFRICA

as of 31 October 2025



## CONTRIBUTIONS <sup>3</sup> | USD

	Unearmarked	Softly earmarked	Earmarked	Tightly earmarked	Total
European Union	-	-	-	27,796,411	27,796,411
United States of America	-	1,500,949	15,607,690	9,228,212	26,336,852
Italy	-	-	-	14,590,122	14,590,122
Germany	-	2,671,414	-	4,467,611	7,139,024
Netherlands (Kingdom of the)	-	-	-	7,023,807	7,023,807
Spain	-	-	1,567,350	2,402,532	3,969,883
Central Emergency Response Fund	-	-	-	3,799,938	3,799,938
Switzerland	-	340,136	1,529,474	198,195	2,067,805
France	-	-	1,672,241	278,707	1,950,948
Denmark	-	-	-	1,817,767	1,817,767
Republic of Korea	-	-	-	1,356,526	1,356,526
Czechia	-	-	-	1,157,407	1,157,407
Canada	-	361,011	-	697,837	1,058,848
Education Cannot Wait	-	-	-	1,030,492	1,030,492
Austria	-	-	1,020,408	-	1,020,408
Islamic Development Bank	-	-	-	1,000,000	1,000,000
Japan	-	-	-	1,000,000	1,000,000
USA for UNHCR	-	-	-	892,208	892,208
Private donors in Canada	-	-	5,084	852,000	857,084
Private donors in the United Arab Emirates	-	-	-	704,260	704,260
Monaco	-	-	161,117	346,731	507,848
Global Islamic Fund for Refugees	-	-	-	500,000	500,000
Norway	-	-	-	497,463	497,463
Private donors in Egypt	-	-	-	202,000	202,000
Private donors in the United Kingdom of Great Britain and Northern Ire	-	-	-	156,299	156,299
Greece	-	-	115,741	-	115,741
United Kingdom of Great Britain and Northern Ireland	-	-	-	111,256	111,256
Private donors in Saudi Arabia	-	-	-	106,544	106,544
Private donors in MENA	-	-	12	104,391	104,403
Sweden	-	-	-	69,443	69,443
UN Population Fund	-	-	-	56,500	56,500
Jersey	-	-	-	22,954	22,954
Morocco	-	-	-	17,845	17,845
Other private donors	-	-	15,385	52,130	67,516
<b>Sub-total</b>	-	<b>4,873,510</b>	<b>21,694,502</b>	<b>82,537,588</b>	<b>109,105,600</b>
Indicative allocation of funds and adjustments	14,600,604	3,449,295	6,454,221	3,311,992	27,816,112
<b>Total</b>	<b>14,600,604</b>	<b>8,322,805</b>	<b>28,148,724</b>	<b>85,849,579</b>	<b>136,921,712</b>

Methodology: Flexible funding is allocated and reallocated multiple times during the year to allow UNHCR to fund prioritised activities. This funding update includes an indicative allocation of funds so as to accurately represent the resources available for the sub-region. The contributions earmarked for North Africa shown above are combined with an indicative allocation of the softly earmarked and unearmarked contributions listed below. This allocation respects different levels of earmarking. Adjustments relate to indirect support costs and carry-over.

## ■ OTHER SOFTLY EARMARKED CONTRIBUTIONS <sup>4</sup> | USD

Australia for UNHCR 8.1 million | UNO-Flüchtlingshilfe 6.1 million | Norway 4.8 million | UK for UNHCR 2.6 million

Denmark 17.5 million | UNO-Flüchtlingshilfe 12.3 million | Sweden 8.6 million | Australia for UNHCR 8.5 million | Canada 6.1 million | Norway 4.8 million | L

## ■ UNEARMARKED CONTRIBUTIONS <sup>5</sup> | USD

Sweden 74.1 million | España con ACNUR 57.3 million | Norway 56.9 million | United Kingdom of Great Britain and Northern Ireland 41.6 million | Japan for UNHCR 38.6 million | Denmark 37.8 million | Netherlands (Kingdom of the) 36.3 million | Germany 25.1 million |


Private donors in the Republic of Korea 24.4 million | Switzerland 20.4 million | Private donors in Italy 19 million | Republic of Korea 16.8 million | Australia 14.3 million | France 13.9 million | Ireland 13.6 million | Private donors in the Netherlands 12.7 million | Sweden for UNHCR 12.4 million | Belgium 10.7 million

Algeria | Armenia | Austria | Bulgaria | Canada | Costa Rica | Estonia | Finland | Iceland | Kazakhstan | Kuwait | Liechtenstein | Lithuania | Luxembourg | Malta | Mexico | Monaco | Montenegro | New Zealand | Peru | Philippines | Qatar | Saudi Arabia | Serbia | Singapore | Slovakia | Spain | Thailand | United Arab Emirates | Uruguay | Private donors

### Notes:

1. The financial requirements for North Africa are for the operations in
2. The percentage funded (43%) and total funding amount (\$136,921,712) are indicative based on the methodology described above. This leaves an indicative funding gap of \$180,325,028 representing 57% of the financial requirements.
3. Contributions to North Africa are shown by the earmarking modality as defined in the Grand Bargain.
4. Due to their earmarking at the region, or to a related situation or theme, the other softly earmarked contributions listed are those which can potentially be used in North Africa. Where a donor has contributed \$2 million or more, the total amount of the contributions is shown.
5. Contributed without restrictions on its use, unearmarked funding allows UNHCR critical flexibility in how best to reach refugees and other populations of concern who are in the greatest need and at the greatest risk. Where a donor has contributed \$10 million or more, the total amount of the contribution is shown.

For more information: <http://reporting.unhcr.org>

 Follow us on @UNHCRgov