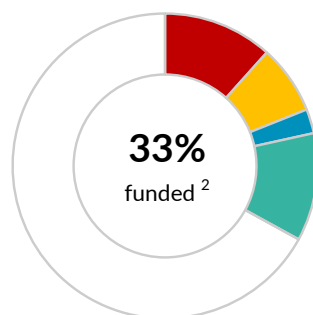
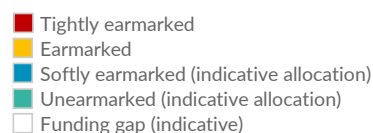


\$409.7 million

UNHCR's financial requirements 2025 ¹


SAHEL SITUATION

as of 31 October 2025



CONTRIBUTIONS ³ | USD

	Unearmarked	Softly earmarked	Earmarked	Tightly earmarked	Total
United States of America	-	354,903	22,865,407	8,631,224	31,851,533
Italy	-	-	2,312,139	4,691,266	7,003,405
Germany	-	4,108,796	-	-	4,108,796
Central Emergency Response Fund	-	-	-	2,325,000	2,325,000
Spain	-	-	1,676,301	585,480	2,261,781
Japan	-	-	-	2,220,000	2,220,000
Education Cannot Wait	-	-	1,203,204	940,772	2,143,976
Republic of Korea	-	-	758,000	1,101,241	1,859,241
European Union	-	-	-	1,194,391	1,194,391
Canada	-	-	1,083,032	42,274	1,125,306
Austria	-	-	521,921	-	521,921
Private donors in Canada	-	-	955	506,630	507,585
Luxembourg	-	-	466,200	-	466,200
Switzerland	-	340,136	-	99,852	439,988
Private donors in Italy	-	145	80	350,467	350,693
Iceland	-	218,850	-	-	218,850
Monaco	-	-	-	210,970	210,970
UNO-Flüchtlingshilfe	-	182,206	-	-	182,206
Private donors in Ghana	-	-	-	115,259	115,259
Other private donors	-	1,032	276	-	1,308
Sub-total	-	5,206,068	30,887,516	23,014,827	59,108,411
Indicative allocation of funds and adjustments	46,920,552	5,342,044	(842,181)	24,653,769	76,074,184
Total	46,920,552	10,548,112	30,045,335	47,668,597	135,182,595

Methodology: Flexible and country-level funding is allocated and reallocated multiple times during the year to allow UNHCR to fund prioritised activities. This funding update includes an indicative allocation of funds so as to accurately represent the resources available for the situation. The contributions earmarked for Sahel Situation shown above are combined with an indicative allocation of the earmarked, softly earmarked, and unearmarked contributions listed below. This allocation respects different levels of earmarking. Adjustments relate to indirect support costs and carry-over.

OTHER SOFTLY EARMARKED CONTRIBUTIONS ⁴ | USD

Australia for UNHCR 8.1 million | UNO-Flüchtlingshilfe 5.9 million | Norway 4.8 million | United States of America 2.8 million | UK for UNHCR 2.6 million | Italy 2.4 million

Australia | Spain | Finland | United Kingdom of Great Britain and Northern Ireland | Canada | Private donors

UNEARMARKED CONTRIBUTIONS ⁵ | USD

Sweden 74.1 million | España con ACNUR 57.3 million | Norway 56.9 million | United Kingdom of Great Britain and Northern Ireland 41.6 million | Japan for UNHCR 38.6 million | Denmark 37.8 million | Netherlands (Kingdom of the) 36.3 million | Germany 25.1 million | Private donors in the Republic of Korea 24.4 million | Switzerland 20.4 million | Private donors in Italy 19 million | Republic of Korea 16.8 million | Australia 14.3 million | France 13.9 million | Ireland 13.6 million | Private donors in the Netherlands 12.7 million | Sweden for UNHCR 12.4 million | Belgium 10.7 million

Algeria | Armenia | Austria | Bulgaria | Canada | Costa Rica | Estonia | Finland | Iceland | Kazakhstan | Kuwait | Liechtenstein | Lithuania | Luxembourg | Malta | Mexico | Monaco | Montenegro | New Zealand | Peru | Philippines | Qatar | Saudi Arabia | Serbia | Singapore | Slovakia | Spain | Thailand | United Arab Emirates | Uruguay | Private donors


Notes:

1. The financial requirements of the Sahel Situation include requirements in

2. The percentage funded (33%) and total funding amount (\$135,182,595) are indicative based on the methodology described above. This leaves an indicative funding gap of \$274,559,961 representing 67% of the financial requirements.

3. Contributions to the Sahel Situation are shown by the earmarking modality as defined in the Grand Bargain.
4. Due to their earmarking at a related region, sub-region, country or theme, the other softly earmarked contributions listed are those which can potentially be used for the Sahel Situation. Where a donor has contributed \$2 million or more, the total amount of the contribution is shown.
5. Contributed without restrictions on its use, unearmarked funding allows UNHCR critical flexibility in how best to reach refugees and other populations of concern who are in the greatest need and at the greatest risk. Where a donor has contributed \$10 million or more, the total amount of the contribution is shown.

For more information: <http://reporting.unhcr.org>

 Follow us on @UNHCRgov