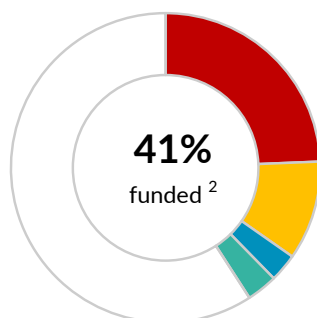
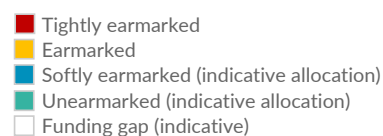


\$412.8 million

UNHCR's financial requirements 2025 ¹


SOUTH EAST ASIA

as of 31 October 2025



CONTRIBUTIONS ³ | USD

	Unearmarked	Softly earmarked	Earmarked	Tightly earmarked	Total
United States of America	-	1,716,092	13,226,353	20,972,304	35,914,749
European Union	-	-	-	20,274,945	20,274,945
Australia	-	-	11,695,970	259,052	11,955,022
United Kingdom of Great Britain and Northern Ireland	-	-	216,467	8,191,841	8,408,308
Canada	-	-	2,384,737	4,721,757	7,106,494
Republic of Korea	-	-	-	6,039,178	6,039,178
Japan	-	-	-	5,598,838	5,598,838
USA for UNHCR	-	29,899	-	3,274,968	3,304,867
Central Emergency Response Fund	-	-	-	3,249,999	3,249,999
Sweden	-	-	3,157,895	-	3,157,895
Italy	-	-	-	2,937,720	2,937,720
Private donors in Thailand	-	419,532	2,483,340	25,120	2,927,993
Private donors in Malaysia	-	98,768	2,738,501	89,893	2,927,162
China	-	-	-	2,540,243	2,540,243
UNO-Flüchtlingshilfe	-	1,738,829	119,766	519,223	2,377,818
Japan for UNHCR	-	889,117	-	965,000	1,854,117
Switzerland	-	-	1,247,166	565,489	1,812,655
Private donors in the Republic of Korea	-	304,942	1,134	1,490,000	1,796,076
France	-	-	1,672,241	-	1,672,241
Ireland	-	-	1,582,278	-	1,582,278
Denmark	-	1,514,922	-	-	1,514,922
UN Joint Programmes	-	-	-	1,459,595	1,459,595
Private donors in the Netherlands	-	200,447	27,523	1,166,273	1,394,243
Private donors in Italy	-	1,074,624	113,147	-	1,187,771
Netherlands (Kingdom of the)	-	-	-	1,169,591	1,169,591
Private donors in China	-	588,956	445,168	100,567	1,134,691
Private donors in Japan	-	-	-	1,063,397	1,063,397
UK for UNHCR	-	902,417	16,287	1,829	920,533
Private donors in the Philippines	-	23,777	868,847	-	892,624
Luxembourg	-	-	582,751	-	582,751
Switzerland for UNHCR	-	554,614	-	8,670	563,284
Private donors in Indonesia	-	1,272	544,163	-	545,435
Private donors in the United Arab Emirates	-	-	500,000	42,174	542,174
International Organization for Migration	-	-	-	501,245	501,245
Australia for UNHCR	-	440,827	28,838	25,672	495,338
Jersey	-	-	250,941	99,527	350,468
Private donors in MENA	-	21,436	46,590	167,626	235,652
United Arab Emirates	-	-	-	160,500	160,500
Private donors in Canada	-	131,991	2,633	-	134,625
United Nations Children's Fund	-	-	-	110,049	110,049
Private donors in Saudi Arabia	-	-	-	100,000	100,000

Indonesia	-	53,000	-	-	53,000
UN Population Fund	-	-	-	6,390	6,390
Other private donors	-	357,030	43,623	66,557	467,209
Sub-total	-	11,062,494	43,996,358	87,965,232	143,024,084
Indicative allocation of funds and adjustments	13,243,572	1,100,743	(1,173,870)	12,564,034	25,734,479
Total	13,243,572	12,163,237	42,822,488	100,529,266	168,758,564

Methodology: Flexible funding is allocated and reallocated multiple times during the year to allow UNHCR to fund prioritised activities. This funding update includes an indicative allocation of funds so as to accurately represent the resources available for the sub-region. The contributions earmarked for South East Asia shown above are combined with an indicative allocation of the softly earmarked and unearmarked contributions listed below. This allocation respects different levels of earmarking. Adjustments relate to indirect support costs and carry-over.

■ OTHER SOFTLY EARMARKED CONTRIBUTIONS ⁴ | USD

Australia for UNHCR 8.6 million | UNO-Flüchtlingshilfe 6.9 million | Norway 4.8 million | UK for UNHCR 3.4 million | Private donors in Italy 2 million | Private donors in China 2 million

Australia for UNHCR 8.6 million | UNO-Flüchtlingshilfe 6.9 million | Norway 4.8 million | UK for UNHCR 3.5 million | Private donors in China 2.2 million | Pr

■ UNEARMARKED CONTRIBUTIONS ⁵ | USD

Sweden 74.1 million | España con ACNUR 57.3 million | Norway 56.9 million | United Kingdom of Great Britain and Northern Ireland 41.6 million | Japan for UNHCR 38.6 million | Denmark 37.8 million | Netherlands (Kingdom of the) 36.3 million | Germany 25.1 million | Private donors in the Republic of Korea 24.4 million | Switzerland 20.4 million | Private donors in Italy 19 million | Republic of Korea 16.8 million | Australia 14.3 million | France 13.9 million | Ireland 13.6 million | Private donors in the Netherlands 12.7 million | Sweden for UNHCR 12.4 million | Belgium 10.7 million

Algeria | Armenia | Austria | Bulgaria | Canada | Costa Rica | Estonia | Finland | Iceland | Kazakhstan | Kuwait | Liechtenstein | Lithuania | Luxembourg | Malta | Mexico | Monaco | Montenegro | New Zealand | Peru | Philippines | Qatar | Saudi Arabia | Serbia | Singapore | Slovakia | Spain | Thailand | United Arab Emirates | Uruguay | Private donors

Notes:

1. The financial requirements for South East Asia are for the operations in


2. The percentage funded (41%) and total funding amount (\$168,758,564) are indicative based on the methodology described above. This leaves an indicative funding gap of \$244,036,738 representing 59% of the financial requirements.

3. Contributions to South East Asia are shown by the earmarking modality as defined in the Grand Bargain.

4. Due to their earmarking at the region, or to a related situation or theme, the other softly earmarked contributions listed are those which can potentially be used in South East Asia. Where a donor has contributed \$2 million or more, the total amount of the contributions is shown.

5. Contributed without restrictions on its use, unearmarked funding allows UNHCR critical flexibility in how best to reach refugees and other populations of concern who are in the greatest need and at the greatest risk. Where a donor has contributed \$10 million or more, the total amount of the contribution is shown.

For more information: <http://reporting.unhcr.org>

 Follow us on @UNHCRgov