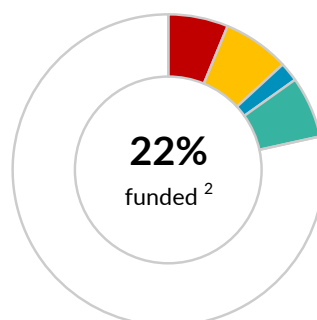


\$134.4 million

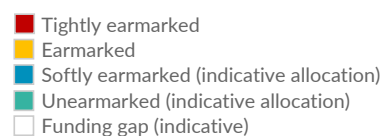
UNHCR's financial requirements 2025 ¹


22%

funded ²

CAMEROON MCO

as of 30 November 2025



CONTRIBUTIONS ³ | USD

	Unearmarked	Softly earmarked	Earmarked	Tightly earmarked	Total
United States of America	-	-	8,250,000	55,804	8,305,804
Germany	-	1,102,109	-	630,541	1,732,650
European Union	-	-	-	954,401	954,401
Sweden	-	-	915,332	-	915,332
Canada	-	-	361,011	15,975	376,986
Switzerland	-	340,136	-	-	340,136
Japan for UNHCR	-	-	-	183,822	183,822
United Nations Joint SDG Fund	-	-	-	84,810	84,810
Norway	-	-	-	52,740	52,740
Netherlands (Kingdom of the)	-	-	-	21,984	21,984
Other private donors	-	-	1,288	-	1,288
Sub-total	-	1,442,245	9,527,630	2,000,076	12,969,951
Indicative allocation of funds and adjustments	8,573,116	1,250,128	(213,912)	6,369,234	15,978,566
Total	8,573,116	2,692,373	9,313,719	8,369,309	28,948,518

Methodology: Flexible funding is allocated and reallocated multiple times during the year to allow UNHCR to fund prioritised activities. This funding update includes an indicative allocation of funds so as to accurately represent the resources available for the country. The contributions earmarked for Cameroon MCO shown above are combined with an indicative allocation of the softly earmarked and unearmarked contributions listed below. This allocation respects different levels of earmarking. Adjustments relate to indirect support costs and carry-over.

OTHER SOFTLY EARMARKED CONTRIBUTIONS ⁴ | USD

Australia for UNHCR 9.1 million | UNO-Flüchtlingshilfe 5.5 million | Norway 4.8 million | Denmark 3 million | UK for UNHCR 2.6 million | Italy 2.4 million

Spain | Australia | Private donors


UNEARMARKED CONTRIBUTIONS ⁵ | USD

Sweden 74.1 million | España con ACNUR 63.7 million | Norway 56.9 million | Japan for UNHCR 45.9 million | United Kingdom of Great Britain and Northern Ireland 41.6 million | Denmark 37.8 million | Netherlands (Kingdom of the) 36.3 million | Private donors in the Republic of Korea 27 million | Germany 25.1 million | Private donors in Italy 21.2 million | Switzerland 20.4 million | Republic of Korea 16.8 million | Australia 14.3 million | France 13.9 million | Sweden for UNHCR 13.7 million | Private donors in the Netherlands 13.6 million | Ireland 13.6 million | Belgium 10.7 million

Algeria | Armenia | Austria | Bulgaria | Canada | Costa Rica | Estonia | Finland | Iceland | Kazakhstan | Kuwait | Liechtenstein | Lithuania | Luxembourg | Malta | Mexico | Monaco | Montenegro | New Zealand | Peru | Philippines | Qatar | Saudi Arabia | Serbia | Singapore | Slovakia | Spain | Thailand | United Arab Emirates | Uruguay | Private donors

Notes:

- The financial requirements for Cameroon MCO include requirements for the operation's regular programme and the Central African Republic Situation.
- The percentage funded (22%) and total funding amount (\$28,948,518) are indicative based on the methodology described above. This leaves an indicative funding gap of \$105,453,414 representing 78% of the financial requirements.
- Contributions to Cameroon MCO are shown by the earmarking modality as defined in the Grand Bargain.
- Due to their earmarking at the region or sub-region, or to a related situation or theme, the other softly earmarked contributions listed are those which can potentially be used for Cameroon MCO. Where a donor has contributed \$2 million or more, the total amount of the contributions is shown.
- Contributed without restrictions on its use, unearmarked funding allows UNHCR critical flexibility in how best to reach refugees and other populations of concern who are in the greatest need and at the greatest risk. Where a donor has contributed \$10 million or more, the total amount of the contribution is shown.

For more information: <http://reporting.unhcr.org>
 Follow us on @UNHCRgov