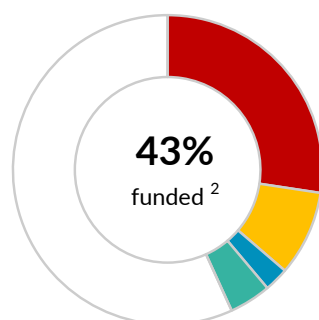
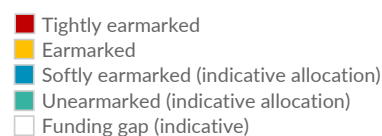


\$317.2 million

UNHCR's financial requirements 2025 ¹


NORTH AFRICA

as of 30 November 2025



CONTRIBUTIONS ³ | USD

	Unearmarked	Softly earmarked	Earmarked	Tightly earmarked	Total
European Union	-	-	-	27,796,411	27,796,411
United States of America	-	1,500,949	15,607,690	9,228,212	26,336,852
Italy	-	-	-	14,590,122	14,590,122
Germany	-	2,671,414	-	4,467,611	7,139,024
Netherlands (Kingdom of the)	-	-	-	7,023,807	7,023,807
Spain	-	-	1,567,350	2,402,532	3,969,883
Central Emergency Response Fund	-	-	-	3,799,938	3,799,938
Switzerland	-	340,136	1,529,474	949,134	2,818,744
France	-	-	1,672,241	278,707	1,950,948
Denmark	-	-	-	1,817,767	1,817,767
Republic of Korea	-	-	-	1,395,098	1,395,098
Czechia	-	-	-	1,157,407	1,157,407
Sweden	-	-	-	1,079,829	1,079,829
Canada	-	361,011	-	697,837	1,058,848
Education Cannot Wait	-	-	-	1,030,492	1,030,492
Austria	-	-	1,020,408	-	1,020,408
Islamic Development Bank	-	-	-	1,000,000	1,000,000
Japan	-	-	-	1,000,000	1,000,000
USA for UNHCR	-	-	-	892,208	892,208
Private donors in Canada	-	-	5,522	852,000	857,522
Private donors in the United Arab Emirates	-	-	-	704,260	704,260
Monaco	-	-	161,117	346,731	507,848
Global Islamic Fund for Refugees	-	-	-	500,000	500,000
Norway	-	-	-	497,463	497,463
Private donors in Egypt	-	-	-	452,000	452,000
United Kingdom of Great Britain and Northern Ireland	-	-	-	224,589	224,589
Private donors in the United Kingdom of Great Britain and Northern Ire	-	-	-	156,299	156,299
Poland	-	-	122,750	-	122,750
Greece	-	-	115,741	-	115,741
Private donors in Saudi Arabia	-	-	-	106,544	106,544
Private donors in MENA	-	-	12	105,309	105,322
UN Population Fund	-	-	-	56,500	56,500
Jersey	-	-	-	22,954	22,954
Morocco	-	-	-	17,845	17,845
Other private donors	-	-	21,169	53,056	74,224
Sub-total	-	4,873,510	21,823,474	84,702,662	111,399,645
Indicative allocation of funds and adjustments	13,810,723	3,203,093	6,446,350	2,196,676	25,656,842
Total	13,810,723	8,076,603	28,269,824	86,899,338	137,056,488

Methodology: Flexible funding is allocated and reallocated multiple times during the year to allow UNHCR to fund prioritised activities. This funding update includes an indicative allocation of funds so as to accurately represent the resources available for the sub-region. The contributions earmarked for North Africa shown above are combined with an indicative allocation of the softly earmarked and unearmarked contributions listed below. This allocation respects different levels of earmarking. Adjustments relate to indirect support costs and carry-over.

■ OTHER SOFTLY EARMARKED CONTRIBUTIONS ⁴ | USD

Australia for UNHCR 9.1 million | UNO-Flüchtlingshilfe 6.4 million | Norway 4.8 million | UK for UNHCR 2.6 million

Denmark 17.5 million | Sweden 15.1 million | UNO-Flüchtlingshilfe 14 million | Australia for UNHCR 9.5 million | Canada 6.1 million | Norway 4.8 million | U

■ UNEARMARKED CONTRIBUTIONS ⁵ | USD

Sweden 74.1 million | España con ACNUR 63.7 million | Norway 56.9 million | Japan for UNHCR 45.9 million |

United Kingdom of Great Britain and Northern Ireland 41.6 million | Denmark 37.8 million | Netherlands (Kingdom of the) 36.3 million |

Private donors in the Republic of Korea 27 million | Germany 25.1 million | Private donors in Italy 21.2 million | Switzerland 20.4 million |

Republic of Korea 16.8 million | Australia 14.3 million | France 13.9 million | Sweden for UNHCR 13.7 million |

Private donors in the Netherlands 13.6 million | Ireland 13.6 million | Belgium 10.7 million

Algeria | Armenia | Austria | Bulgaria | Canada | Costa Rica | Estonia | Finland | Iceland | Kazakhstan | Kuwait | Liechtenstein | Lithuania | Luxembourg |

Malta | Mexico | Monaco | Montenegro | New Zealand | Peru | Philippines | Qatar | Saudi Arabia | Serbia | Singapore | Slovakia | Spain | Thailand |

United Arab Emirates | Uruguay | Private donors

Notes:

1. The financial requirements for North Africa are for the operations in Algeria, Egypt, Libya, Mauritania, Morocco, Tunisia and Western Sahara.


2. The percentage funded (43%) and total funding amount (\$137,056,488) are indicative based on the methodology described above. This leaves an indicative funding gap of \$180,190,252 representing 57% of the financial requirements.

3. Contributions to North Africa are shown by the earmarking modality as defined in the Grand Bargain.

4. Due to their earmarking at the region, or to a related situation or theme, the other softly earmarked contributions listed are those which can potentially be used in North Africa. Where a donor has contributed \$2 million or more, the total amount of the contributions is shown.

5. Contributed without restrictions on its use, unearmarked funding allows UNHCR critical flexibility in how best to reach refugees and other populations of concern who are in the greatest need and at the greatest risk. Where a donor has contributed \$10 million or more, the total amount of the contribution is shown.

For more information: <http://reporting.unhcr.org>

 Follow us on @UNHCRgov