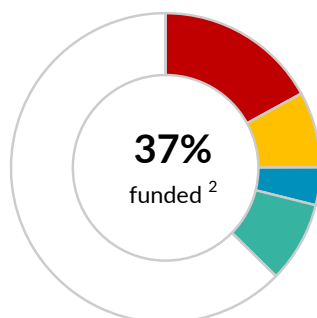
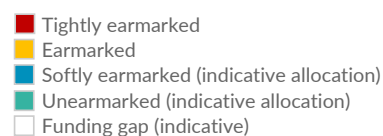


\$476.8 million

UNHCR's financial requirements 2025 ¹


SOUTH-WEST ASIA

as of 30 November 2025



CONTRIBUTIONS ³ | USD

	Unearmarked	Softly earmarked	Earmarked	Tightly earmarked	Total
European Union	-	-	-	26,022,617	26,022,617
Netherlands (Kingdom of the)	-	-	11,792,453	6,003,727	17,796,180
United States of America	-	1,941,020	11,221,228	269,717	13,431,965
Japan	-	-	-	9,914,053	9,914,053
Denmark	-	5,302,227	-	3,890,233	9,192,460
Special Trust Fund for Afghanistan	-	-	-	5,628,352	5,628,352
Central Emergency Response Fund	-	-	-	3,997,939	3,997,939
Canada	-	-	3,573,831	-	3,573,831
Australia	-	-	2,895,345	625,782	3,521,127
Country-based pooled funds	-	-	-	3,458,870	3,458,870
UNO-Flüchtlingshilfe	-	3,451,453	-	-	3,451,453
Switzerland	-	-	1,187,241	2,117,578	3,304,819
Private donors in China	-	829,582	-	2,224,698	3,054,280
Islamic Development Bank	-	-	-	3,049,101	3,049,101
Italy	-	-	-	2,350,176	2,350,176
Private donors in the United Arab Emirates	-	-	-	1,477,155	1,477,155
France	-	-	1,114,827	-	1,114,827
Republic of Korea	-	-	1,108,000	-	1,108,000
Ireland	-	1,054,852	-	-	1,054,852
Norway	-	-	994,926	-	994,926
Luxembourg	-	-	874,126	-	874,126
Poland	-	-	681,942	-	681,942
UK for UNHCR	-	291,531	1,218	227,756	520,506
Germany	-	508,908	-	-	508,908
Private donors in Luxembourg	-	-	-	438,116	438,116
Private donors in Italy	-	251,237	158,212	-	409,449
Iceland	-	-	291,886	-	291,886
Private donors in the Netherlands	-	204,880	-	-	204,880
Japan for UNHCR	-	138,981	34,387	-	173,367
Private donors in Denmark	-	26,261	145,992	-	172,253
Australia for UNHCR	-	135,181	-	24,169	159,350
Private donors in the Republic of Korea	-	138,738	2,311	2,247	143,296
Private donors in Canada	-	102,625	38,517	-	141,142
Private donors in MENA	-	77,937	21,344	31,417	130,698
USA for UNHCR	-	17,752	2,430	100,000	120,182
United Arab Emirates	-	-	-	95,000	95,000
Bulgaria	-	-	36,920	52,743	89,662
Sweden	-	-	-	61,464	61,464
Malta	-	45,403	-	-	45,403
Other private donors	-	414,707	5,063	-	419,770
Sub-total	-	14,933,275	36,182,196	72,062,911	123,178,382

Indicative allocation of funds and adjustments	40,303,650	3,803,135	1,634,677	9,139,619	54,881,081
Total	40,303,650	18,736,409	37,816,873	81,202,530	178,059,463

Methodology: Flexible funding is allocated and reallocated multiple times during the year to allow UNHCR to fund prioritised activities. This funding update includes an indicative allocation of funds so as to accurately represent the resources available for the sub-region. The contributions earmarked for South-West Asia shown above are combined with an indicative allocation of the softly earmarked and unearmarked contributions listed below. This allocation respects different levels of earmarking. Adjustments relate to indirect support costs and carry-over.

■ OTHER SOFTLY EARMARKED CONTRIBUTIONS ⁴ | USD

Australia for UNHCR 9.2 million | UNO-Flüchtlingshilfe 9 million | Norway 4.8 million | Denmark 3.8 million | UK for UNHCR 2.9 million | Private donors in China 2.5 million

Australia for UNHCR 9.1 million | UNO-Flüchtlingshilfe 5.5 million | Norway 4.8 million | UK for UNHCR 2.6 million

■ UNEARMARKED CONTRIBUTIONS ⁵ | USD


Sweden 74.1 million | España con ACNUR 63.7 million | Norway 56.9 million | Japan for UNHCR 45.9 million | United Kingdom of Great Britain and Northern Ireland 41.6 million | Denmark 37.8 million | Netherlands (Kingdom of the) 36.3 million | Private donors in the Republic of Korea 27 million | Germany 25.1 million | Private donors in Italy 21.2 million | Switzerland 20.4 million | Republic of Korea 16.8 million | Australia 14.3 million | France 13.9 million | Sweden for UNHCR 13.7 million | Private donors in the Netherlands 13.6 million | Ireland 13.6 million | Belgium 10.7 million

Algeria | Armenia | Austria | Bulgaria | Canada | Costa Rica | Estonia | Finland | Iceland | Kazakhstan | Kuwait | Liechtenstein | Lithuania | Luxembourg | Malta | Mexico | Monaco | Montenegro | New Zealand | Peru | Philippines | Qatar | Saudi Arabia | Serbia | Singapore | Slovakia | Spain | Thailand | United Arab Emirates | Uruguay | Private donors

Notes:

1. The financial requirements for South-West Asia are for the operations in Afghanistan, Islamic Republic of Iran and Pakistan.
2. The percentage funded (37%) and total funding amount (\$178,059,463) are indicative based on the methodology described above. This leaves an indicative funding gap of \$298,739,860 representing 63% of the financial requirements.
3. Contributions to South-West Asia are shown by the earmarking modality as defined in the Grand Bargain.
4. Due to their earmarking at the region, or to a related situation or theme, the other softly earmarked contributions listed are those which can potentially be used in South-West Asia. Where a donor has contributed \$2 million or more, the total amount of the contributions is shown.
5. Contributed without restrictions on its use, unearmarked funding allows UNHCR critical flexibility in how best to reach refugees and other populations of concern who are in the greatest need and at the greatest risk. Where a donor has contributed \$10 million or more, the total amount of the contribution is shown.

For more information: <http://reporting.unhcr.org>

 Follow us on @UNHCRgov